

IOWA DEPARTMENT OF NATURAL RESOURCES

WATERFOWL SURVEY

December 12, 2025

The statewide duck count decreased by 80.8% and the Canada goose count increased by 29.9% from last week. Mallards were the most abundant duck followed by diving ducks and green-winged teal. At a statewide scale, observers counted 87.4% fewer ducks and 30.5% fewer Canada geese than during this week last year. The graphs below compare the 2025 migration (turquoise bars) so far to both 2024 (gold bars) and the 2015-2024 average (blue line). Counts below the shaded region are considered below average, and counts above are considered above average.

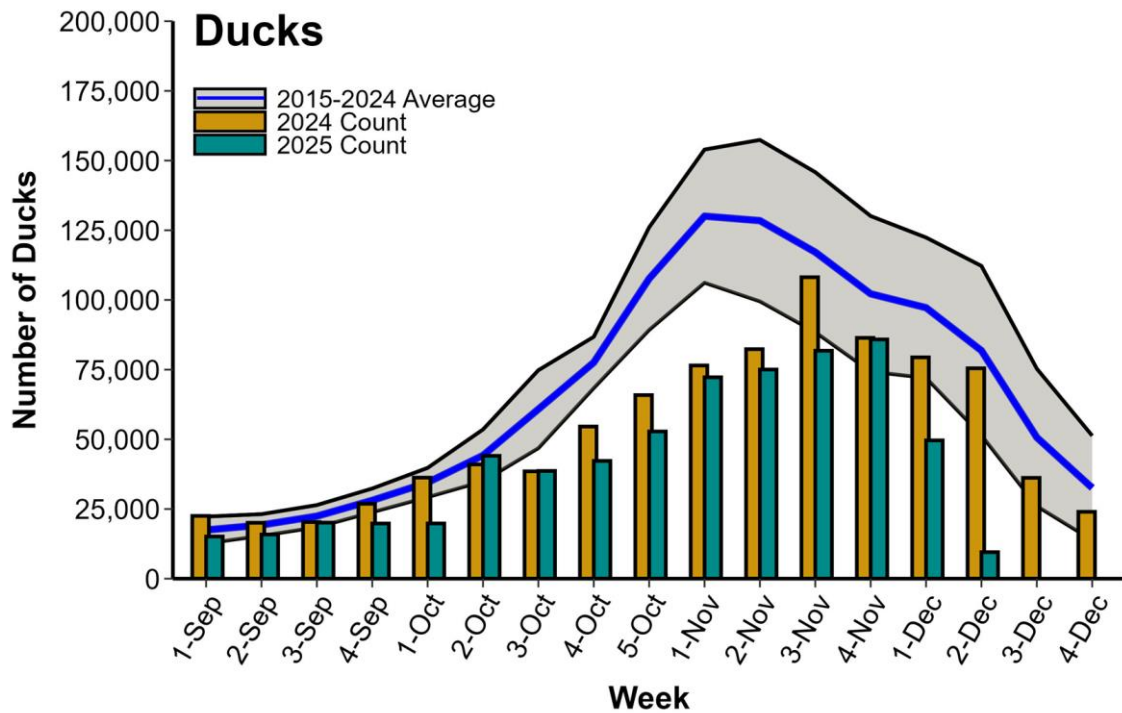


Figure 1. The number of ducks surveyed in 2025 (turquoise bars) and 2024 (gold bars) compared to the 2015-2024 average (blue line).

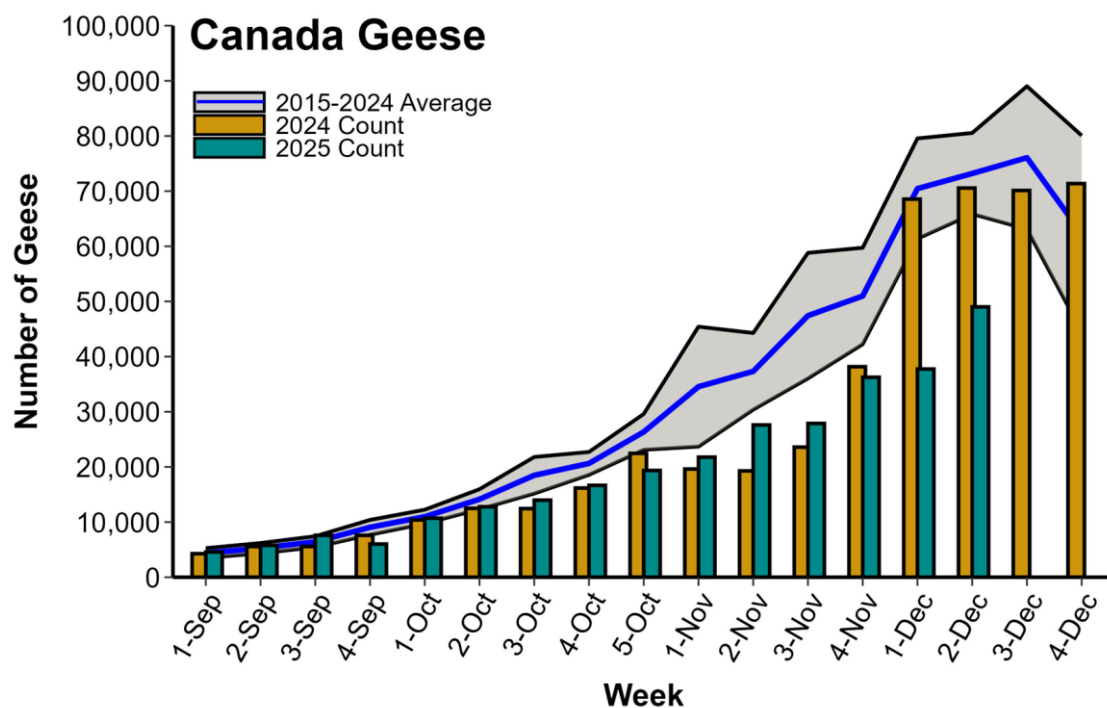
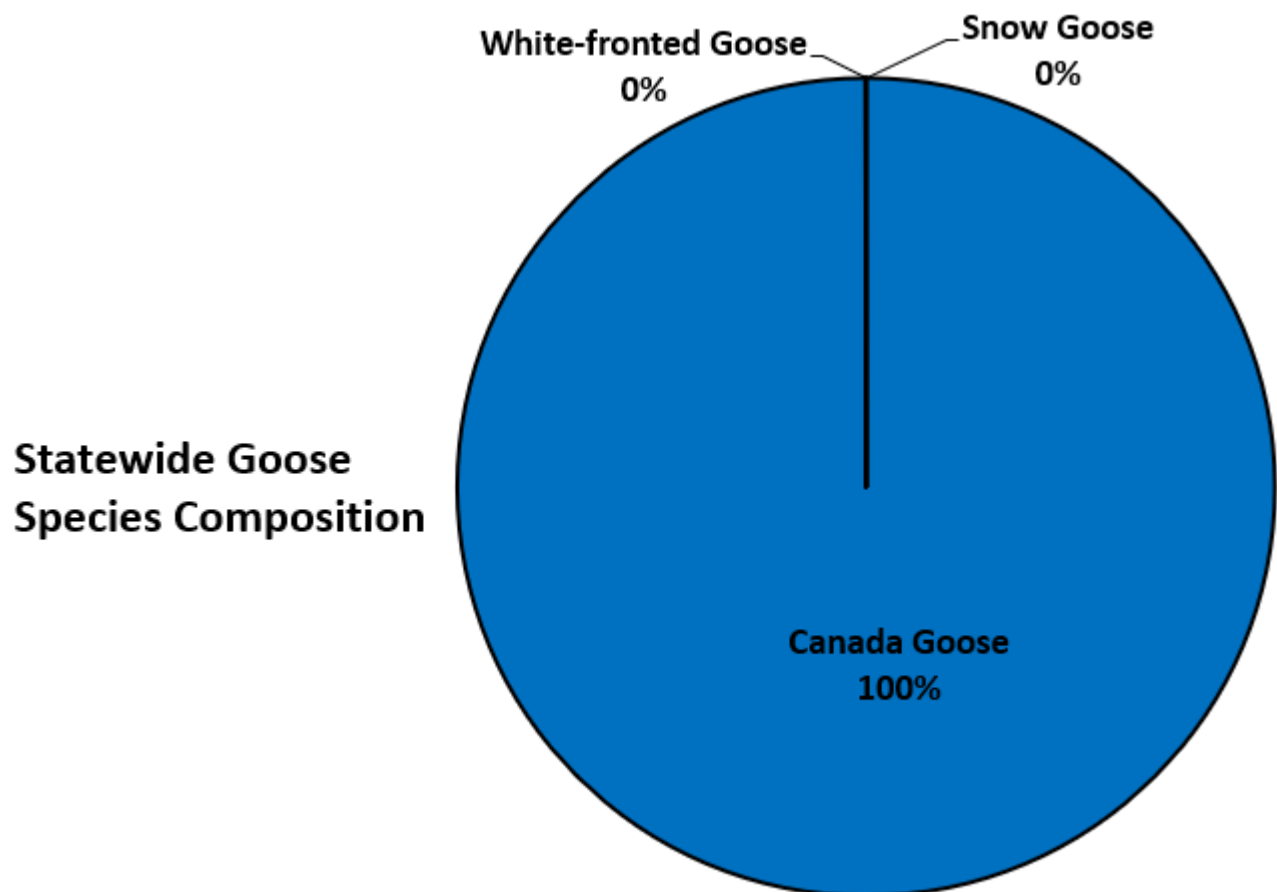
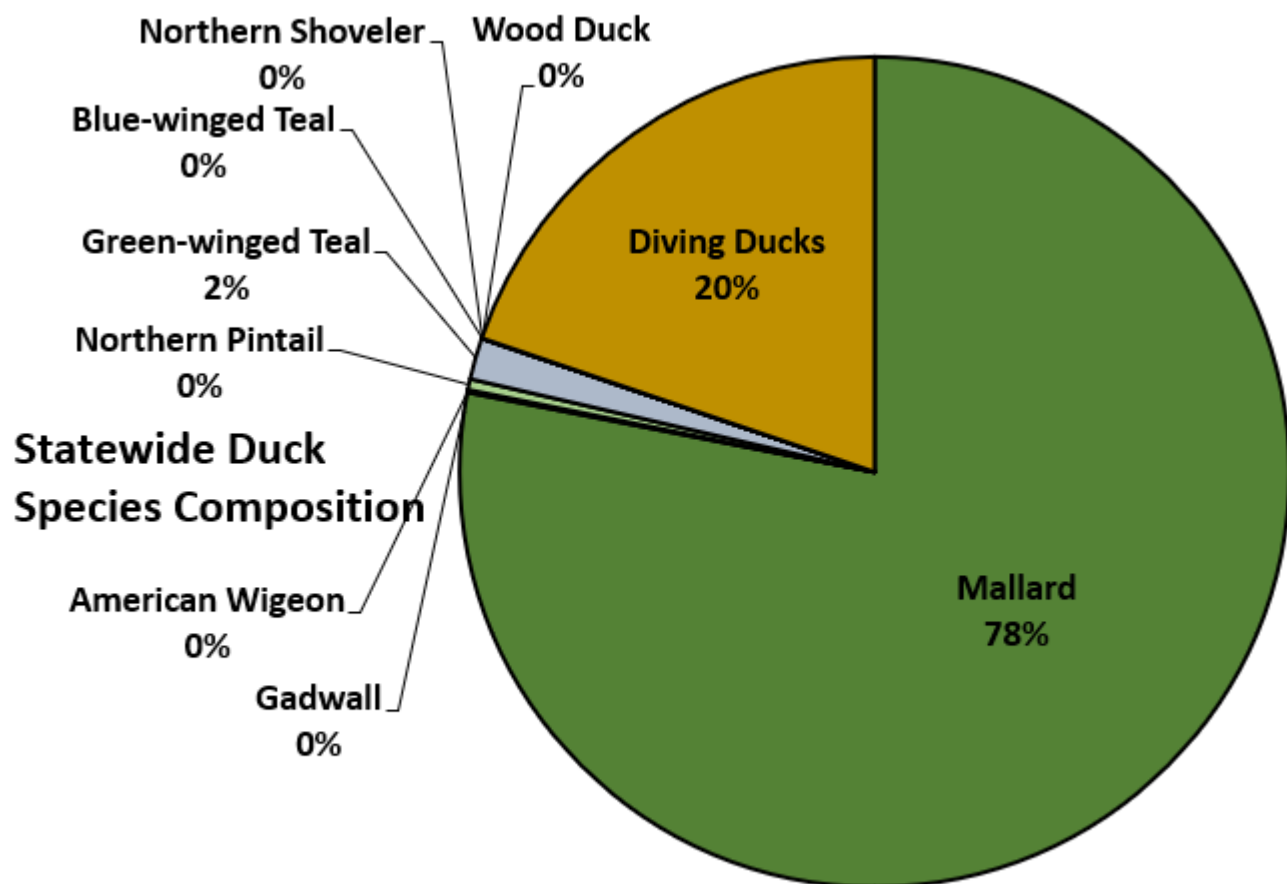


Figure 2. The number of Canada geese surveyed in 2025 (turquoise bars) and 2024 (gold bars) compared to the 2015-2024 average (blue line).



## Fall Migration Waterfowl Survey

Week Ending: December 12, 2025

Survey Area	Ducks					Geese			
	Abundance		Composition (%)			Abundance		Composition (%)	
	Total	Previous Week	Mallards	Other Dabblers	Divers	Total	Previous Week	Dark	Light
Bays Branch Areas	550	300	100	0	0	4950	5210	100	0
Big Marsh	45	45	93	7	0	15	20	100	0
Black Hawk Areas	235	1125	91	0	9	5160	2240	100	0
Coralville Areas	0	0	--	--	--	0	0	--	--
Green Island	0	560	--	--	--	0	2500	--	--
Ingham Areas	0	20	--	--	--	300	925	100	0
Lake Odessa Areas	5	6500	100	0	0	50	200	100	0
Lake Sugema	39	157	26	0	74	520	275	100	0
Missouri River Oxbows	1484	5089	94	1	4	3529	2885	100	0
Otter Creek	0	0	--	--	--	0	0	--	--
Princeton	0	0	--	--	--	0	0	--	--
Rathbun Areas	700	5750	86	0	14	5000	8250	100	0
Red Rock	2815	4100	53	0	47	4000	2000	100	0
Rice Lake Areas	130	305	77	0	23	3800	3300	100	0
Riverton/Forney	1980	23337	81	9	10	860	725	100	0
Ruthven Areas	150	50	100	0	0	350	800	100	0
Saylorville Areas	0	0	--	--	--	150	150	100	0
Spirit Lake Areas	885	450	100	0	0	299	1125	100	0
Sweet Marsh	0	0	--	--	--	50	40	100	0
Union County Areas	495	1825	75	0	25	20000	8500	100	0
<b>Total</b>	<b>9513</b>	<b>49613</b>	<b>78</b>	<b>2</b>	<b>20</b>	<b>49033</b>	<b>39145</b>	<b>100</b>	<b>0</b>

Species	% Change in count from Previous Week
Canada Goose	+29.9
Greater White-fronted Goose	-99.0
Snow Goose	-98.9
Mallard	-78.1
Gadwall	-96.9
American Wigeon	-100.0
Northern Pintail	-98.2
Green-winged Teal	-98.3
Blue-winged Teal	-100.0
Northern Shoveler	-100.0
Wood Duck	-96.2
Diving Ducks	-43.7