

IOWA DEPARTMENT OF NATURAL RESOURCES

WATERFOWL SURVEY

December 5, 2025

The statewide duck count decreased by 42.2% and the Canada goose count increased by 4.1% from last week. Mallards were the most abundant duck followed by green-winged teal and diving ducks. At a statewide scale, observers counted 37.5% fewer ducks and 44.9% fewer Canada geese than during this week last year. The graphs below compare the 2025 migration (turquoise bars) so far to both 2024 (gold bars) and the 2015-2024 average (blue line). Counts below the shaded region are considered below average, and counts above are considered above average.

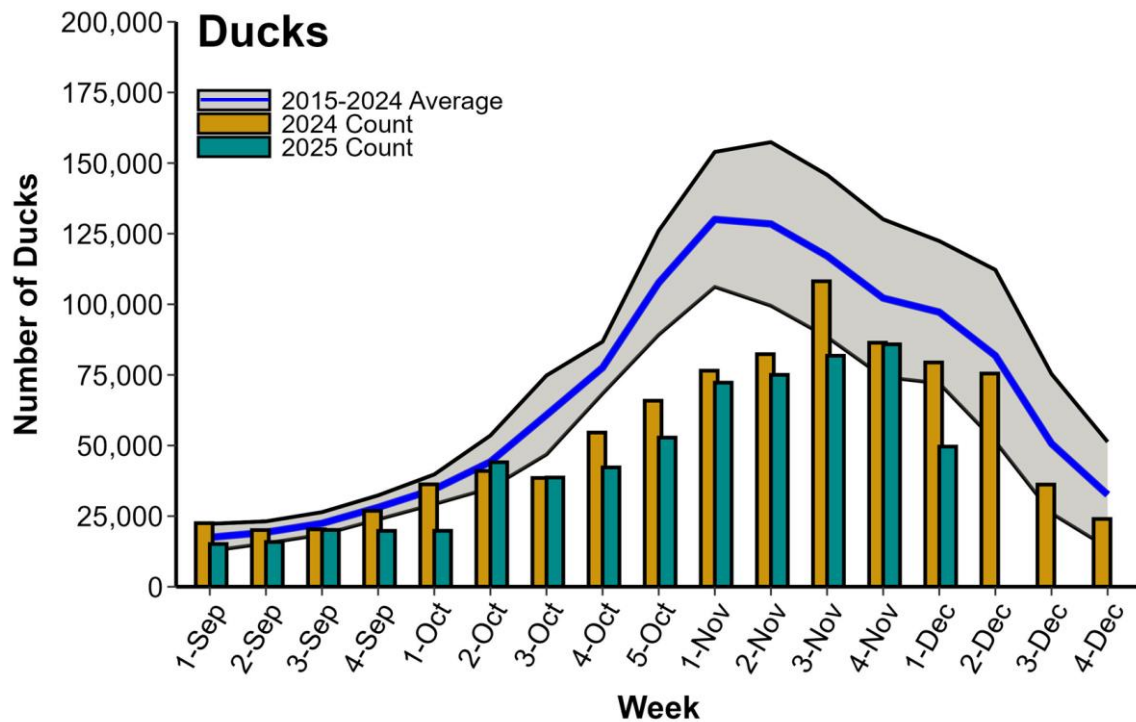


Figure 1. The number of ducks surveyed in 2025 (turquoise bars) and 2024 (gold bars) compared to the 2015-2024 average (blue line).

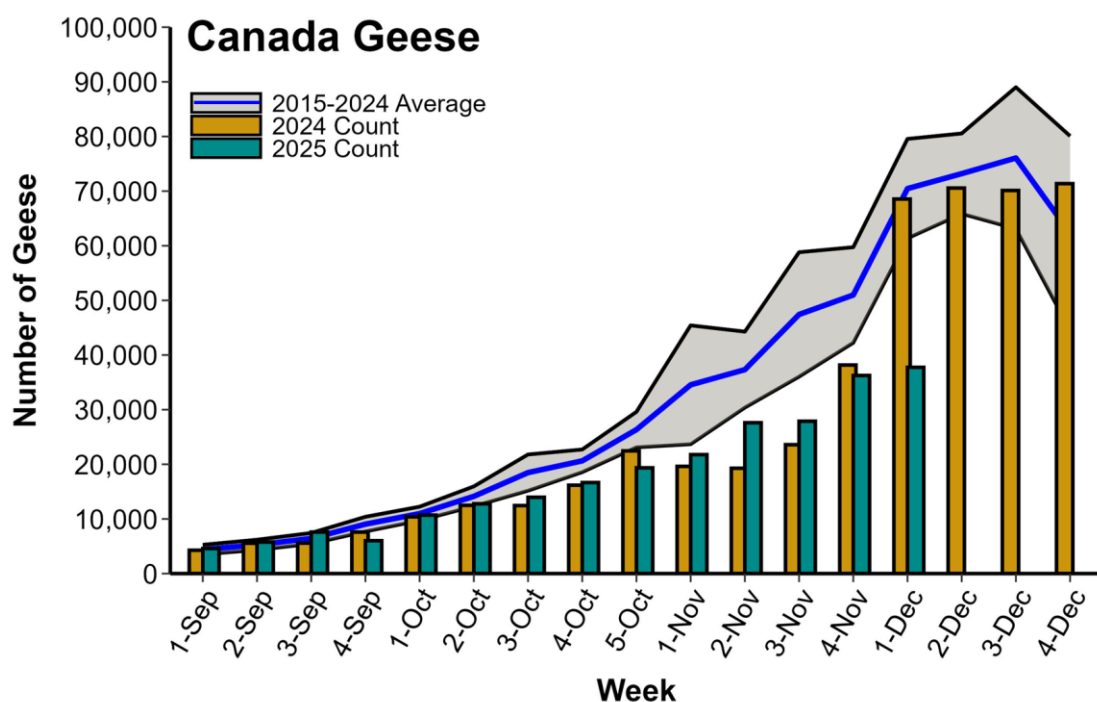
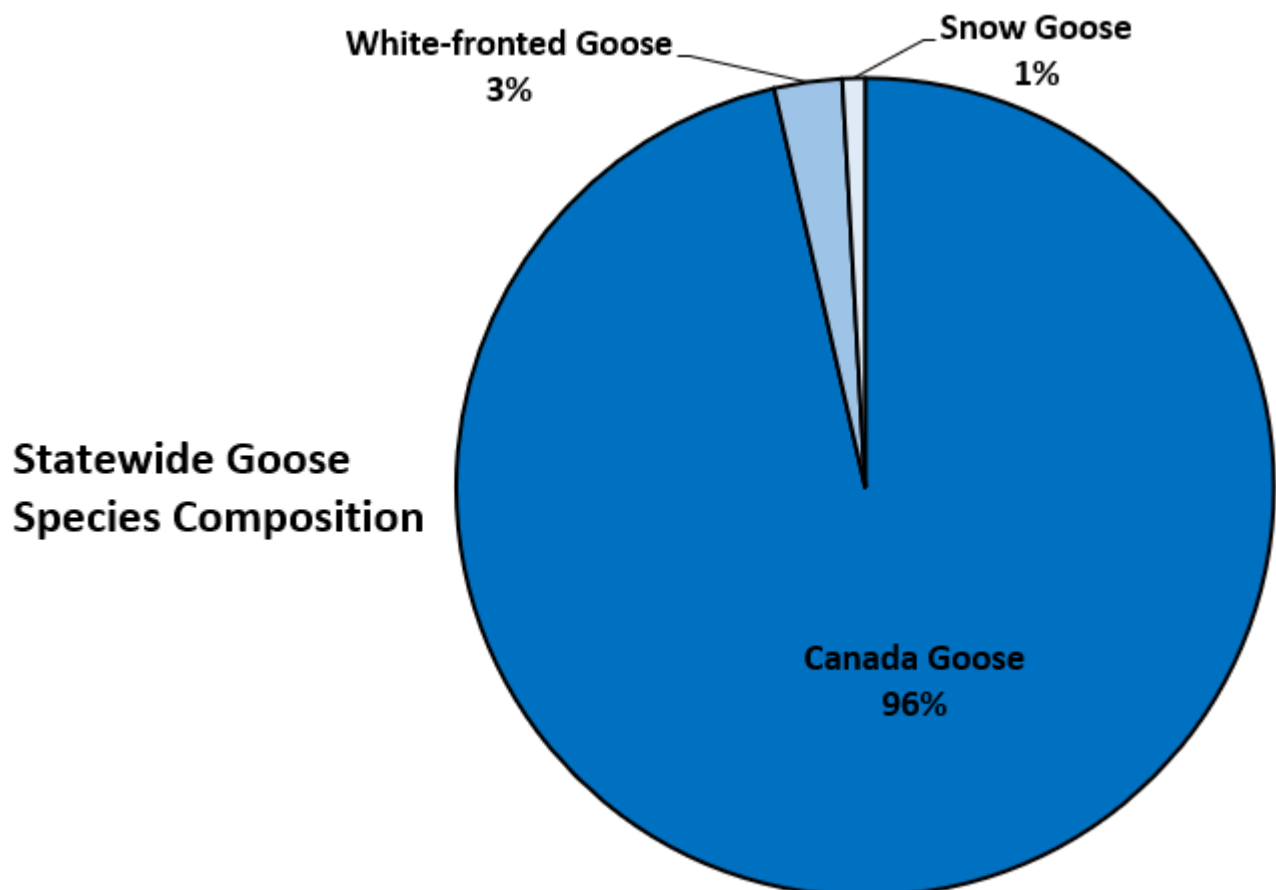
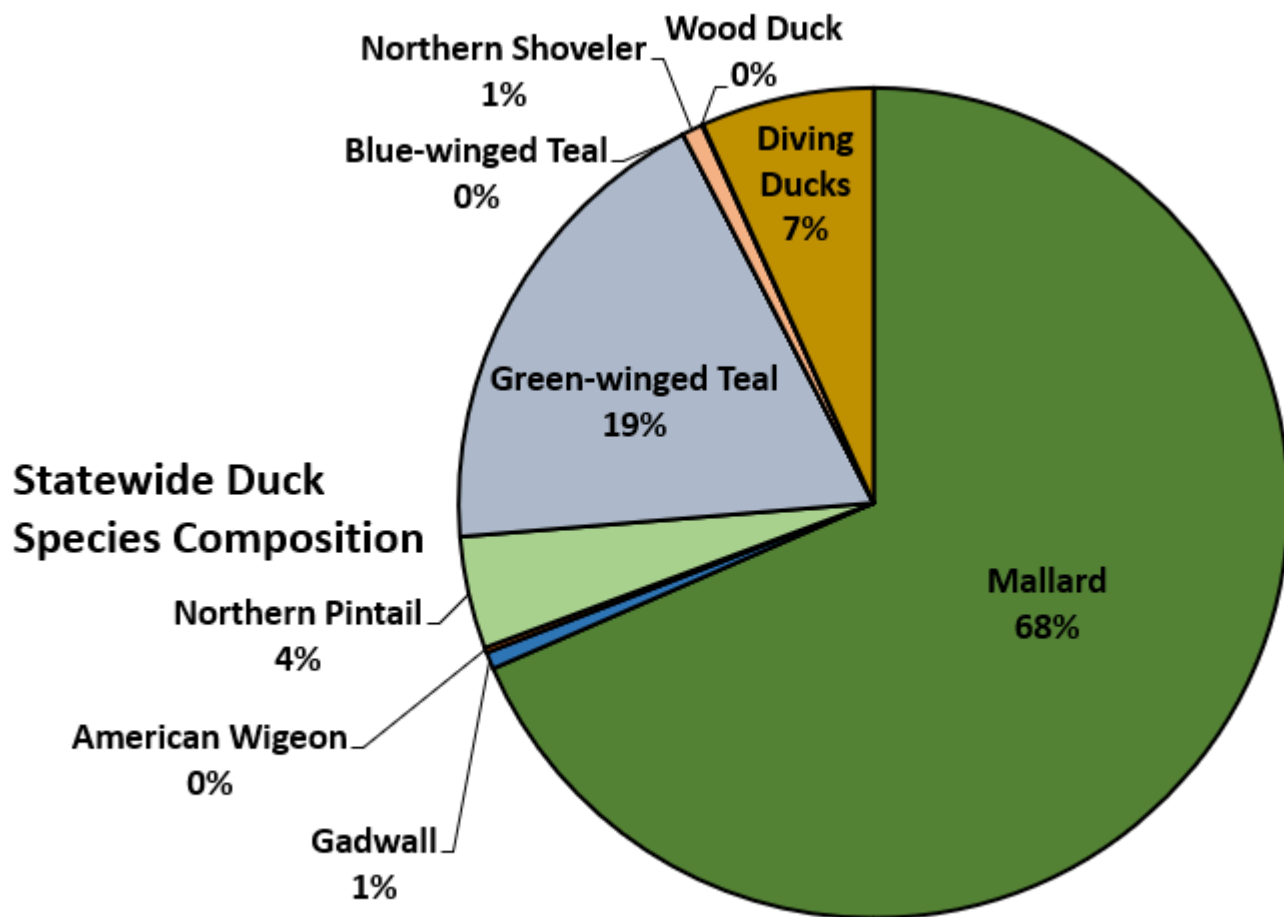


Figure 2. The number of Canada geese surveyed in 2025 (turquoise bars) and 2024 (gold bars) compared to the 2015-2024 average (blue line).



Fall Migration Waterfowl Survey

Week Ending: December 5, 2025

Survey Area	Ducks					Geese			
	Abundance		Composition (%)			Abundance		Composition (%)	
	Total	Previous Week	Mallards	Other Dabblers	Divers	Total	Previous Week	Dark	Light
Bays Branch Areas	300	2280	83	0	17	5210	3510	100	0
Big Marsh	45	4735	78	20	2	20	50	100	0
Black Hawk Areas	1125	3245	93	0	7	2240	3455	100	0
Coralville Areas	--	8111	--	--	--	--	150	--	--
Green Island	560	7760	89	11	0	2500	1300	100	0
Ingham Areas	20	238	100	0	0	925	1665	100	0
Lake Odessa Areas	6500	11992	100	0	0	200	2308	100	0
Lake Sugema	157	116	73	1	25	275	450	100	0
Missouri River Oxbows	5089	2684	99	0	1	2885	7468	93	7
Otter Creek	0	4570	--	--	--	0	1275	--	--
Princeton	0	645	--	--	--	0	0	--	--
Rathbun Areas	5750	5984	87	0	13	8250	5100	100	0
Red Rock	4100	2775	49	15	37	2000	1100	100	0
Rice Lake Areas	305	3280	82	2	16	3300	3370	100	0
Riverton/Forney	23337	22450	48	50	2	725	425	79	21
Ruthven Areas	50	1420	100	0	0	800	408	100	0
Saylorville Areas	0	1125	--	--	--	150	450	100	0
Spirit Lake Areas	450	654	44	0	56	1125	868	100	0
Sweet Marsh	0	1751	--	--	--	40	2500	100	0
Union County Areas	1825	8	99	0	1	8500	2400	100	0
Total	49613	85823	68	25	7	39145	38252	99	1

Species	% Change in count from Previous Week
Canada Goose	+4.1
Greater White-fronted Goose	-35.1
Snow Goose	-6.9
Mallard	-30.8
Gadwall	-90.6
American Wigeon	-91.7
Northern Pintail	-61.9
Green-winged Teal	-46.9
Blue-winged Teal	-99.3
Northern Shoveler	-75.4
Wood Duck	-97.6
Diving Ducks	-42.8