

IOWA DEPARTMENT OF NATURAL RESOURCES  
**WATERFOWL SURVEY**  
October 3, 2025

The statewide duck count increased by 0.1% and the Canada goose count increased by 78% from last week. Wood ducks were the most abundant duck followed by blue-winged teal and mallards. At a statewide scale, observers counted 45.4% fewer ducks and 3% more Canada geese than during this week last year. The graphs below compare the 2025 migration (turquoise bars) so far to both 2024 (gold bars) and the 2015-2024 average (blue line). Counts below the shaded region are considered below average, and counts above are considered above average.

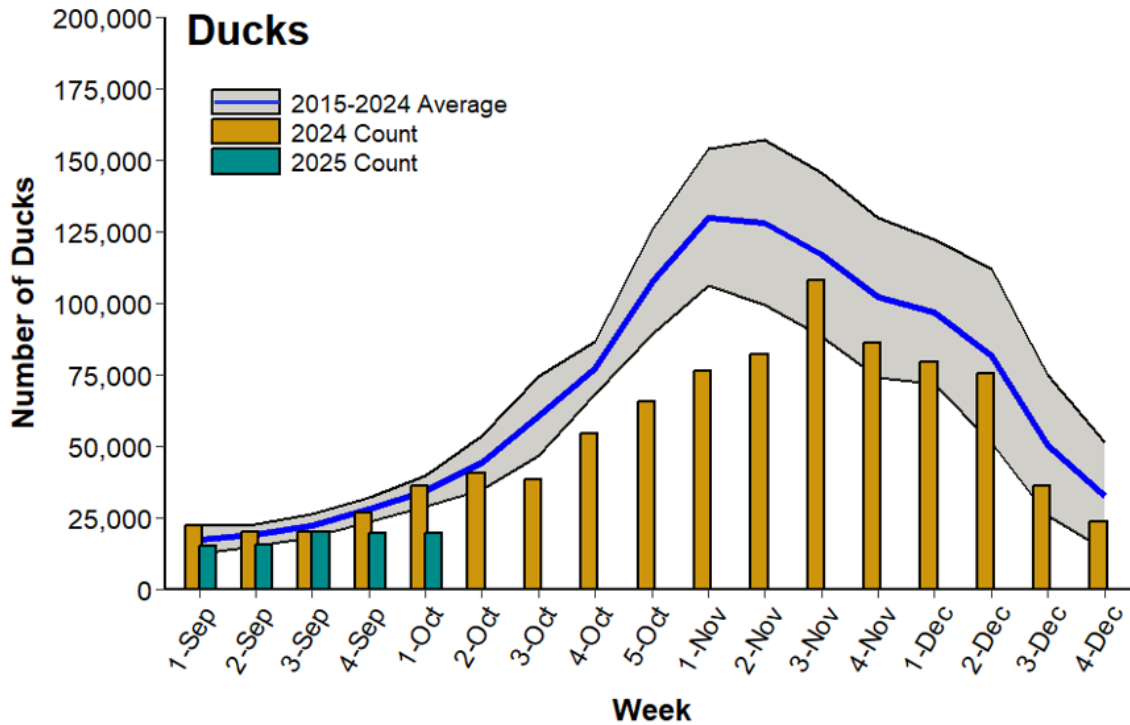


Figure 1. The number of ducks surveyed in 2025 (turquoise bars) and 2024 (gold bars) compared to the 2015-2024 average (blue line).

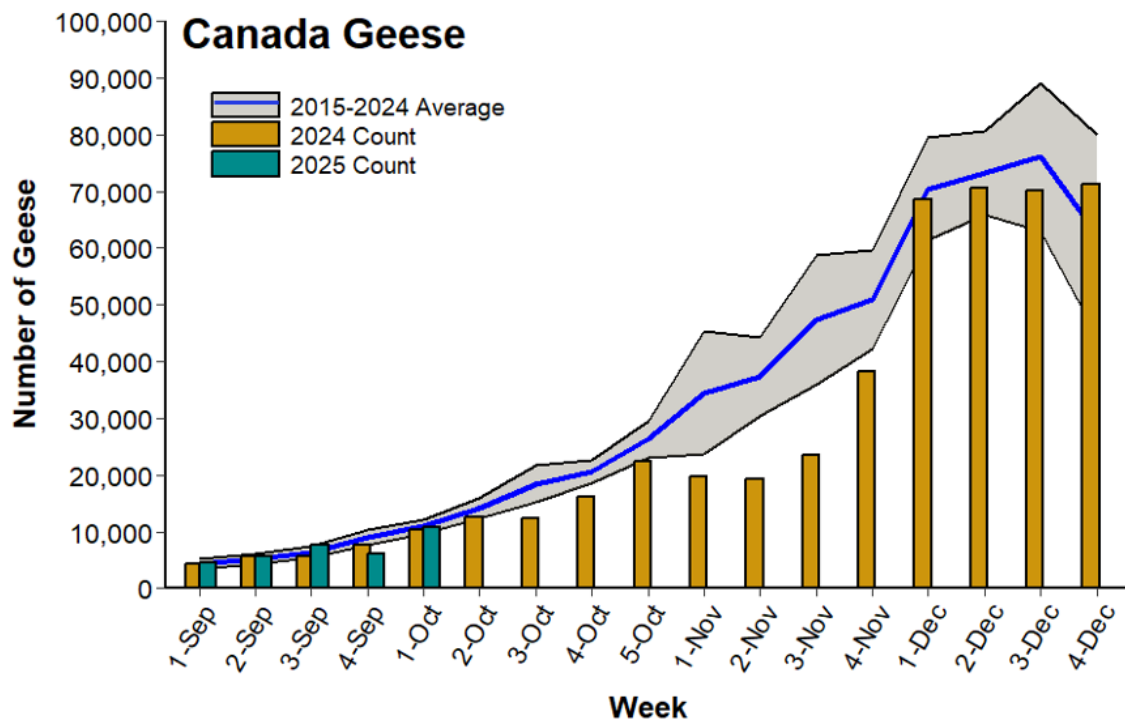
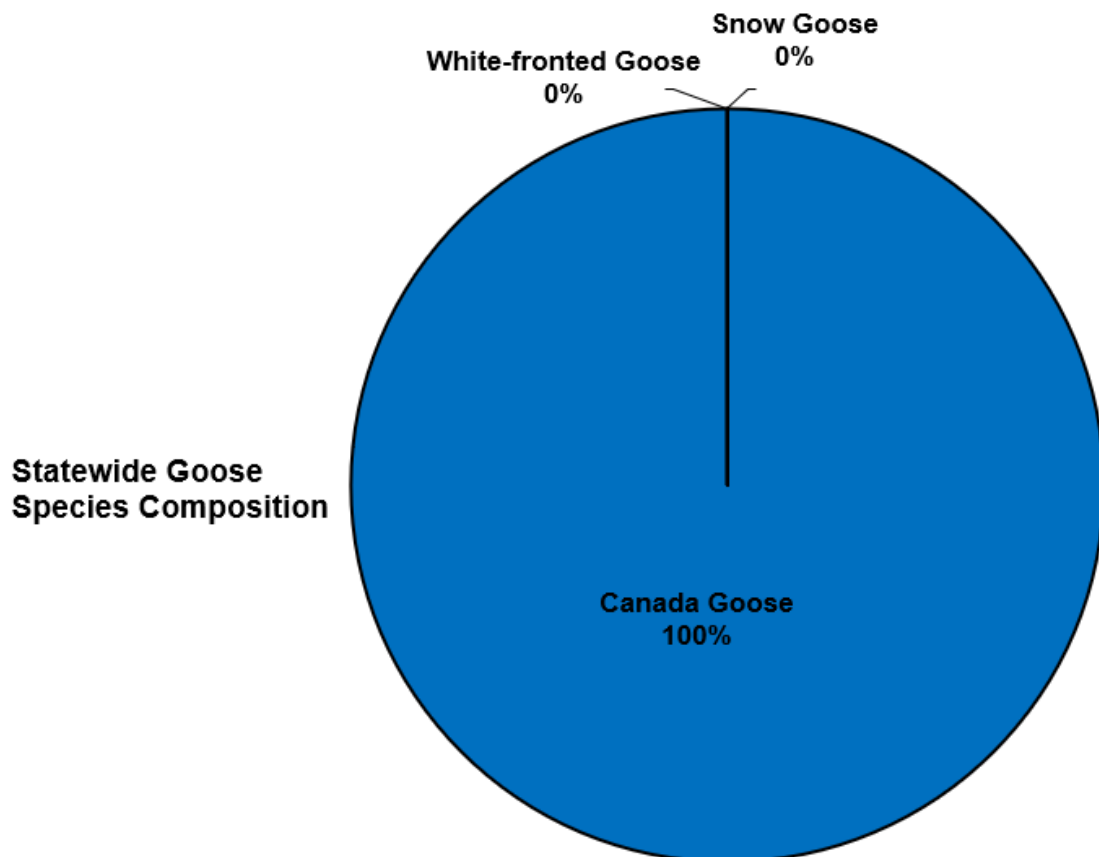
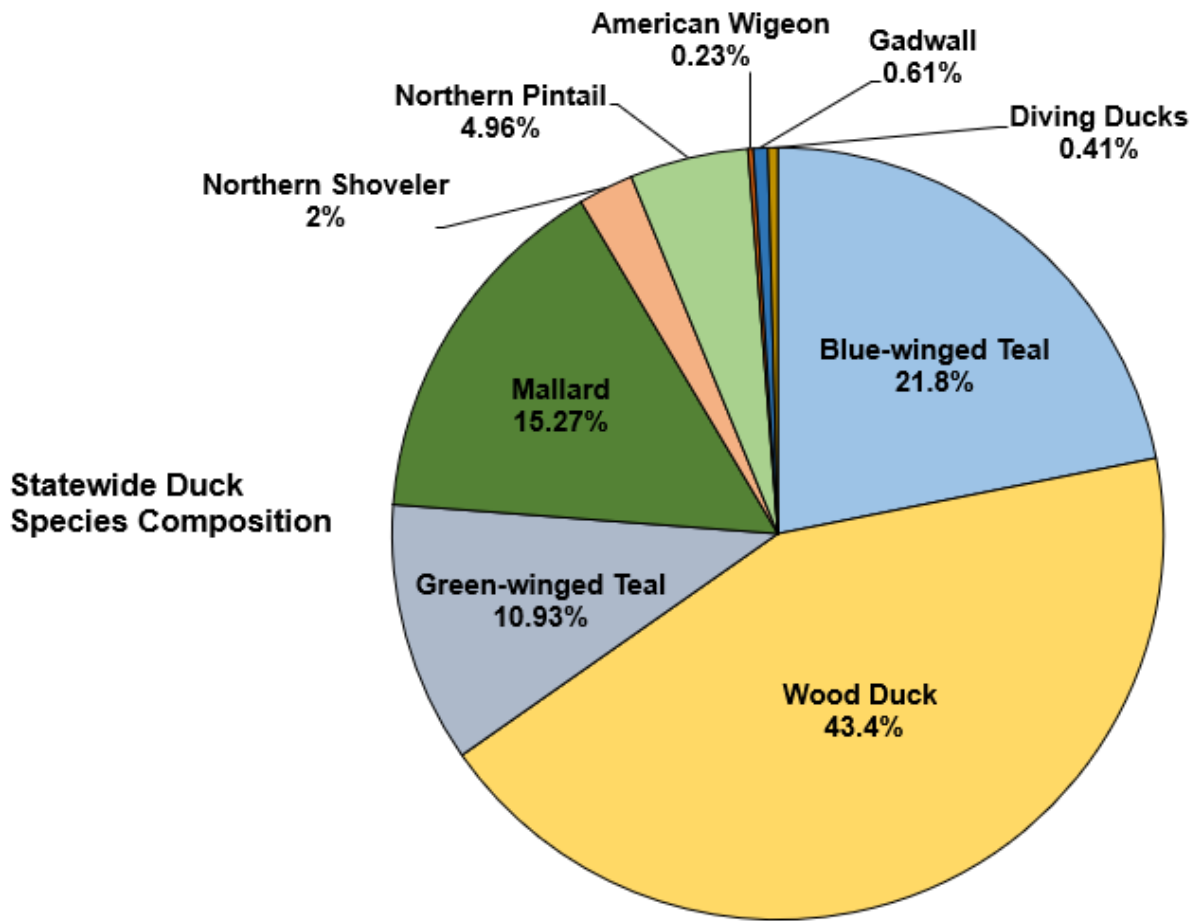


Figure 2. The number of Canada geese surveyed in 2025 (turquoise bars) and 2024 (gold bars) compared to the 2015-2024 average (blue line).



## Fall Migration Waterfowl Survey

Week Ending: October 3, 2025

Survey Area	Ducks					Geese			
	Abundance		Composition (%)			Abundance		Composition (%)	
	Total	Previous Week	Mallards	Other Dabblers	Divers	Total	Previous Week	Dark	Light
Bays Branch Areas	1000	1240	18	82	0	1190	510	100	0
Big Marsh	805	825	31	69	0	100	25	100	0
Black Hawk Areas	1430	1475	14	85	0	605	345	100	0
Coralville Areas	825	1025	30	70	0	500	250	100	0
Green Island	2435	2085	5	95	0	500	450	100	0
Ingham Areas	395	465	29	71	0	1160	160	100	0
Lake Odessa Areas	1020	965	3	97	0	250	200	100	0
Lake Sugema	185	322	5	95	0	150	220	100	0
Missouri River Oxbows	235	123	10	90	0	615	390	100	0
Otter Creek	1130	1052	13	86	0	25	25	100	0
Princeton	540	375	9	91	0	0	0	--	--
Rathbun Areas	1400	--	11	89	0	950	--	100	0
Red Rock	2095	2094	19	81	0	600	600	100	0
Rice Lake Areas	1156	1426	35	59	6	1185	645	100	0
Riverton/Forney	905	310	0	100	0	4	4	100	0
Ruthven Areas	2050	2265	15	85	0	390	205	100	0
Saylorville Areas	575	775	4	96	0	225	150	100	0
Spirit Lake Areas	865	2189	28	72	0	605	435	100	0
Sweet Marsh	675	535	15	85	0	450	450	100	0
Union County Areas	85	245	12	88	0	1200	950	100	0
<b>Total</b>	<b>19806</b>	<b>19791</b>	<b>15</b>	<b>84</b>	<b>0</b>	<b>10704</b>	<b>6014</b>	<b>100</b>	<b>0</b>

Species	% Change in count from Previous Week
Canada Goose	+78.0
Greater White-fronted Goose	NA
Snow Goose	NA
Mallard	-1.1
Gadwall	-29.4
American Wigeon	+125.0
Northern Pintail	+235.5
Green-winged Teal	-6.4
Blue-winged Teal	-16.8
Northern Shoveler	+22.7
Wood Duck	+3.2
Diving Ducks	+145.5