

IOWA DEPARTMENT OF NATURAL RESOURCES
WATERFOWL SURVEY
September 25, 2025

The statewide duck count decreased by 1.6% and the Canada goose count decreased by 20.9% from last week. Wood ducks were the most abundant duck followed by blue-winged teal and mallards. At a statewide scale, observers counted 26.3% fewer ducks and 20.8% fewer Canada geese than during this week last year. The graphs below compare the 2025 migration (turquoise bars) so far to both 2024 (gold bars) and the 2015-2024 average (blue line). Counts below the shaded region are considered below average, and counts above are considered above average.

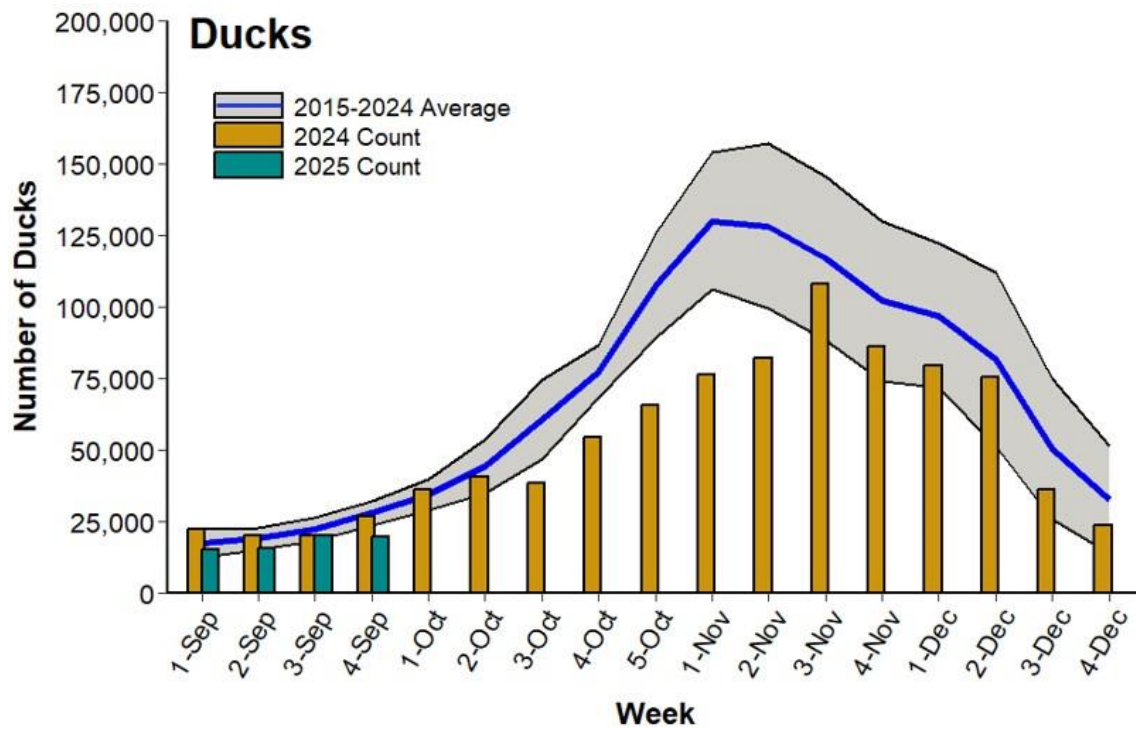


Figure 1. The number of ducks surveyed in 2025 (turquoise bars) and 2024 (gold bars) compared to the 2015-2024 average (blue line).

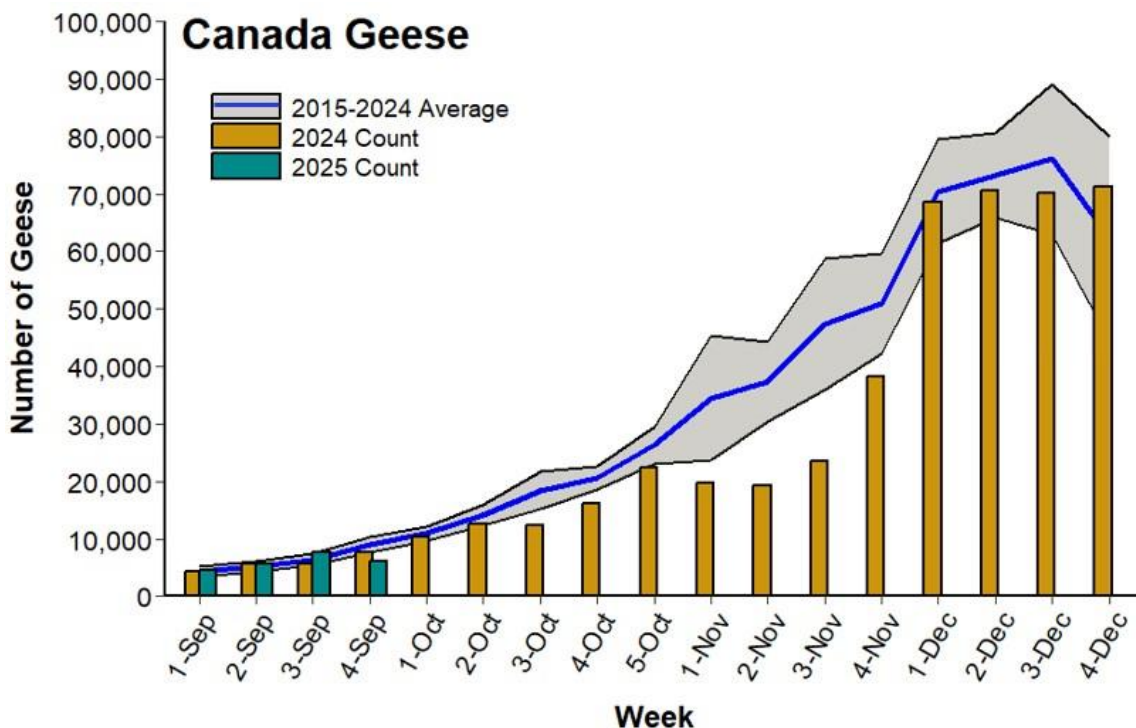
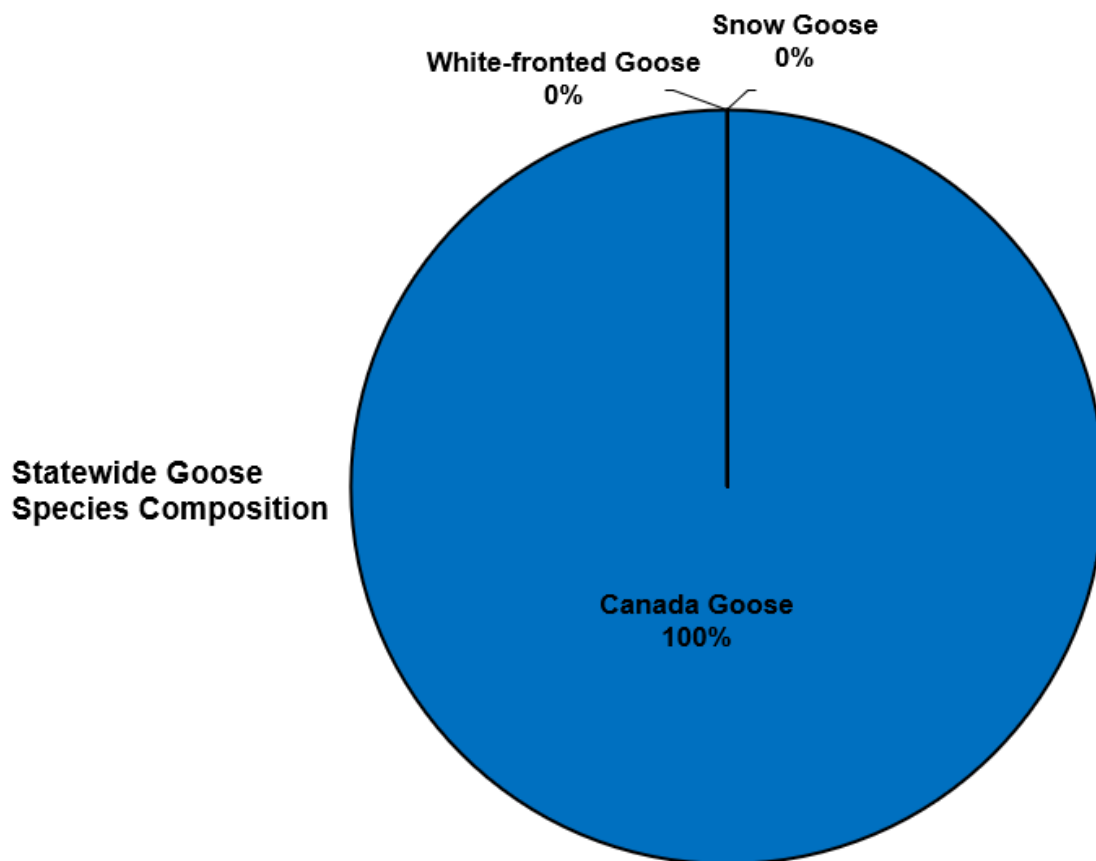
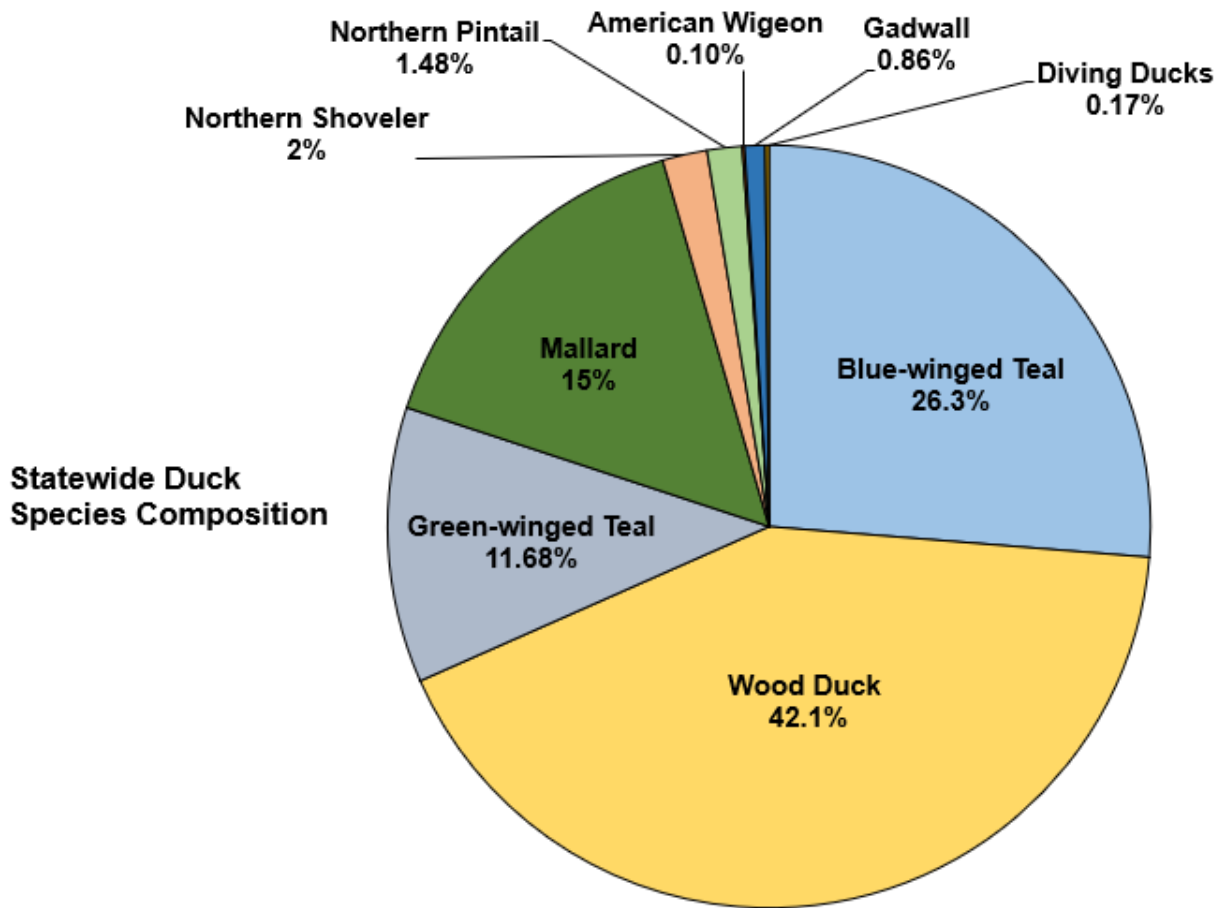


Figure 2. The number of Canada geese surveyed in 2025 (turquoise bars) and 2024 (gold bars) compared to the 2015-2024 average (blue line).



Fall Migration Waterfowl Survey

Week Ending: September 25, 2025

Survey Area	Ducks					Geese			
	Abundance		Composition (%)			Abundance		Composition (%)	
	Total	Previous Week	Mallards	Other Dabblers	Divers	Total	Previous Week	Dark	Light
Bays Branch Areas	1240	1810	23	77	0	510	325	100	0
Big Marsh	825	300	24	76	0	25	10	100	0
Black Hawk Areas	1475	1825	16	83	1	345	445	100	0
Coralville Areas	1025	1260	24	76	0	250	500	100	0
Green Island	2085	1500	2	97	0	450	400	100	0
Ingham Areas	465	380	10	90	0	160	1150	100	0
Lake Odessa Areas	965	1065	2	98	0	200	200	100	0
Lake Sugema	322	260	3	97	0	220	140	100	0
Missouri River Oxbows	123	444	10	90	0	390	480	100	0
Otter Creek	1052	750	14	86	0	25	25	100	0
Princeton	375	300	7	93	0	0	0	--	--
Rathbun Areas	--	1325	--	--	--	--	1080	--	--
Red Rock	2094	2450	19	81	0	600	175	100	0
Rice Lake Areas	1426	991	28	72	1	645	555	100	0
Riverton/Forney	310	406	0	100	0	4	0	100	0
Ruthven Areas	2265	1805	14	86	0	205	115	100	0
Saylorville Areas	775	825	6	94	0	150	150	100	0
Spirit Lake Areas	2189	1775	22	78	0	435	600	100	0
Sweet Marsh	535	500	14	86	0	450	300	100	0
Union County Areas	245	135	20	80	0	950	950	100	0
Total	19791	20106	15	84	0	6014	7600	100	0

Species	% Change in count from Previous Week
Canada Goose	-20.9
Greater White-fronted Goose	NA
Snow Goose	NA
Mallard	+14.4
Gadwall	+32.8
American Wigeon	NA
Northern Pintail	+39.5
Green-winged Teal	+82.8
Blue-winged Teal	-22.4
Northern Shoveler	-27.9
Wood Duck	-2.5
Diving Ducks	-45.9