

IOWA DEPARTMENT OF NATURAL RESOURCES  
**WATERFOWL SURVEY**  
September 12, 2025

The statewide duck count decreased by 2.5% and the Canada goose count increased by 14.4% from last week. Wood ducks were the most abundant duck followed by blue-winged teal and mallards. At a statewide scale, observers counted 26.5% fewer ducks and 5.8% fewer Canada geese than during this week last year. The graphs below compare the 2025 migration (turquoise bars) so far to both 2024 (gold bars) and the 2015-2024 average (blue line). Counts below the shaded region are considered below average, and counts above are considered above average.

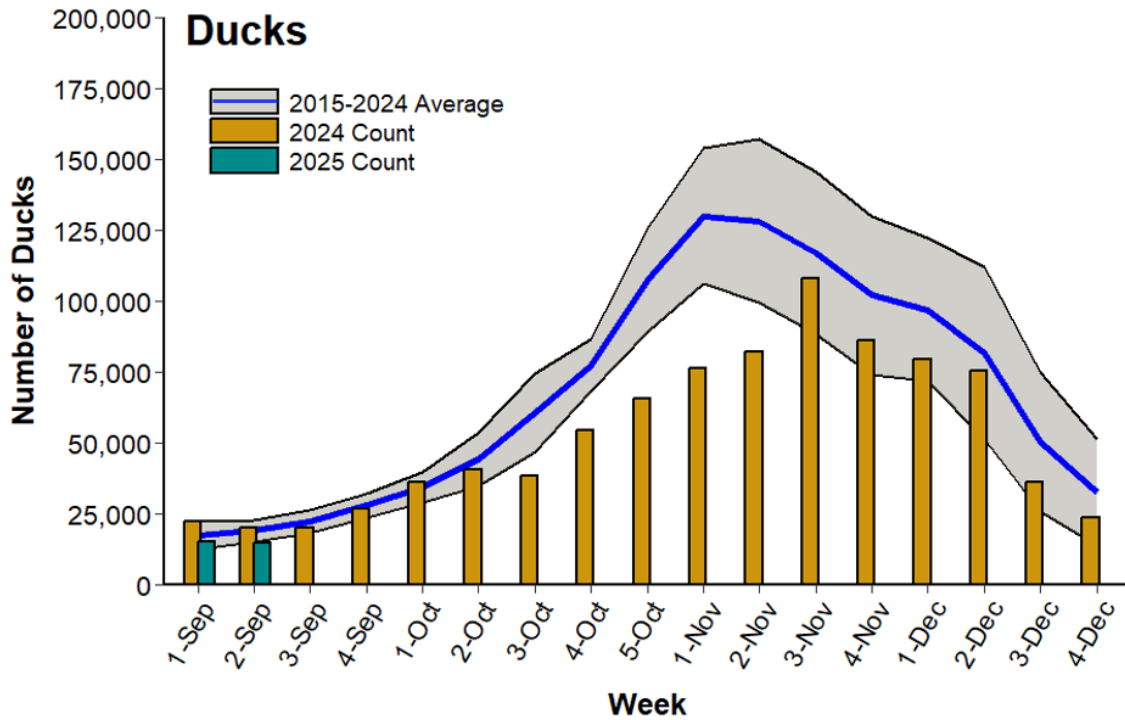


Figure 1. The number of ducks surveyed in 2025 (turquoise bars) and 2024 (gold bars) compared to the 2015-2024 average (blue line).

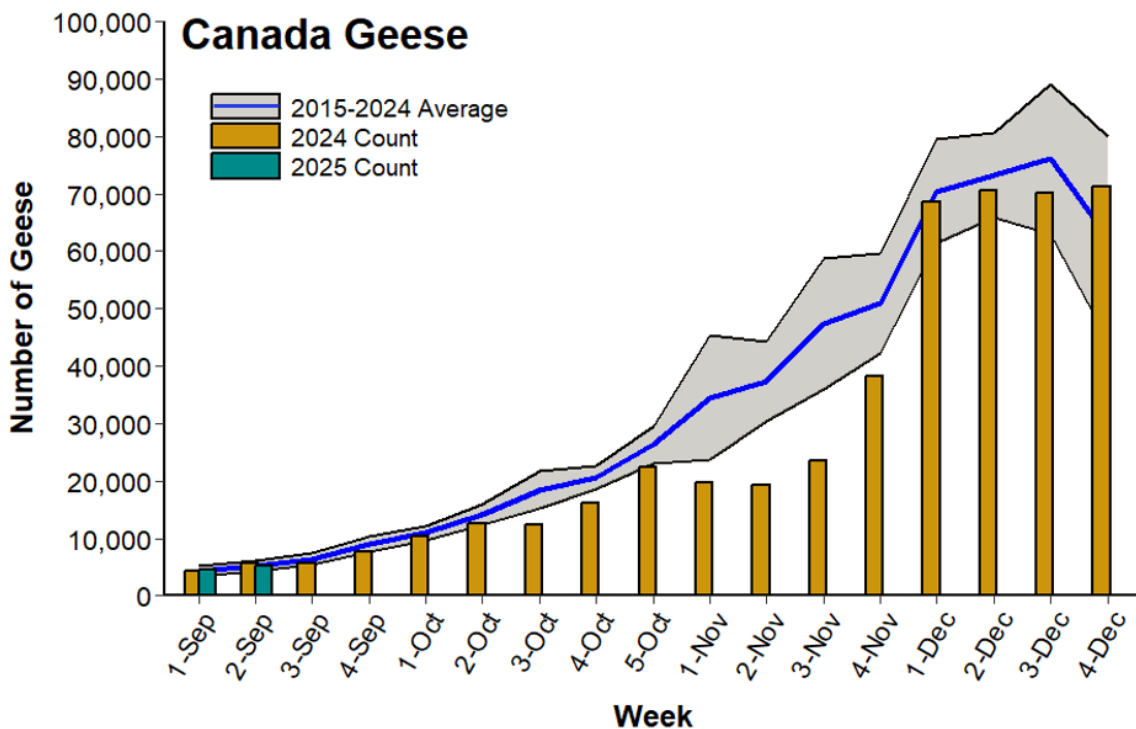
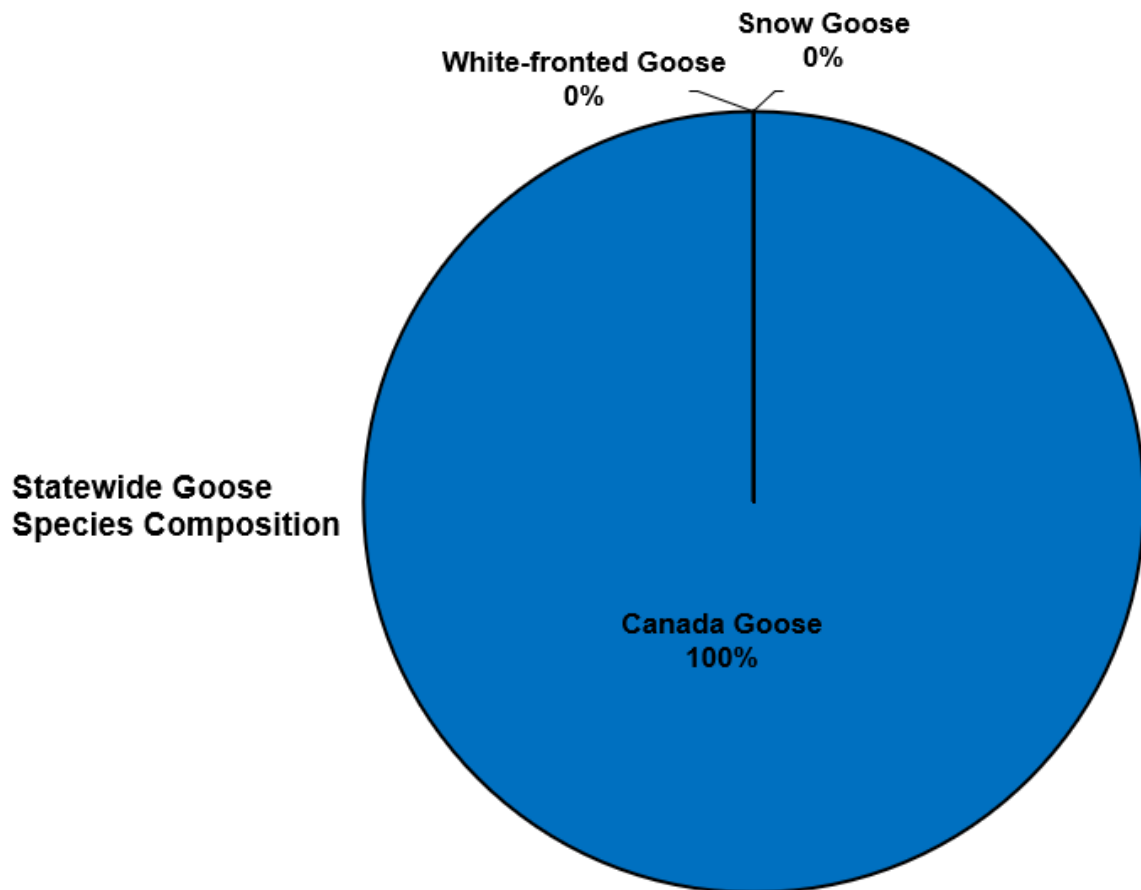
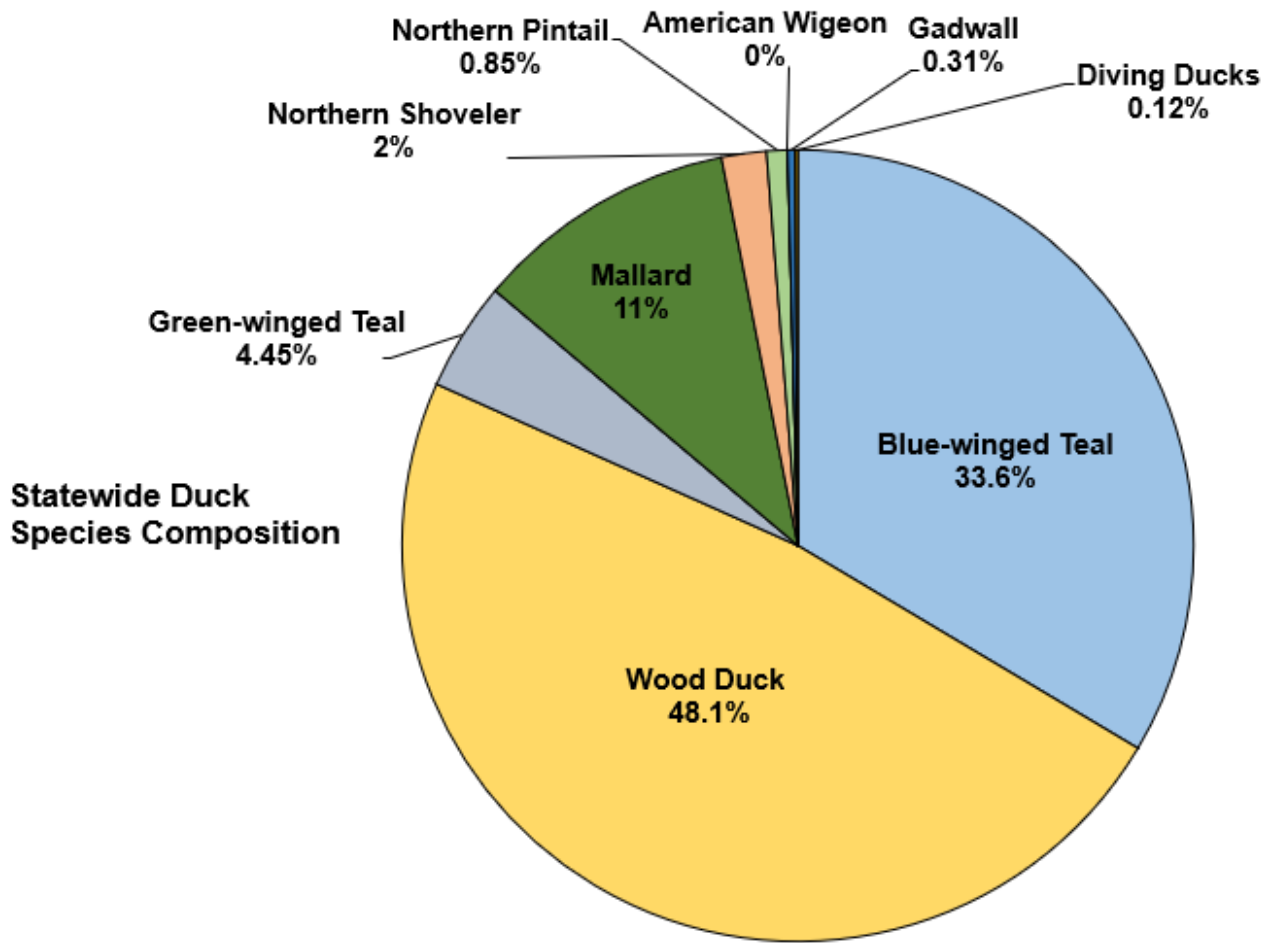


Figure 2. The number of Canada geese surveyed in 2025 (turquoise bars) and 2024 (gold bars) compared to the 2015-2024 average (blue line).



## Fall Migration Waterfowl Survey

Week Ending: September 12, 2025

Survey Area	Ducks					Geese			
	Abundance		Composition (%)			Abundance		Composition (%)	
	Total	Previous Week	Mallards	Other Dabblers	Divers	Total	Previous Week	Dark	Light
Bays Branch Areas	990	1200	9	91	0	290	250	100	0
Big Marsh	170	300	15	85	0	10	15	100	0
Black Hawk Areas	1805	1670	12	87	1	371	330	100	0
Coralville Areas	--	860	--	--	--	--	200	--	--
Green Island	1565	2175	6	94	0	400	350	100	0
Ingham Areas	--	165	--	--	--	--	150	--	--
Lake Odessa Areas	965	500	2	98	0	200	40	100	0
Lake Sugema	170	360	0	100	0	50	85	100	0
Missouri River Oxbows	140	48	0	100	0	213	155	100	0
Otter Creek	650	425	15	85	0	25	10	100	0
Princeton	350	352	21	79	0	0	20	100	0
Rathbun Areas	1305	1834	8	92	0	1145	920	100	0
Red Rock	1350	1275	11	89	0	200	300	100	0
Rice Lake Areas	907	628	21	79	0	391	184	100	0
Riverton / Forney	565	255	0	100	0	0	0	--	--
Ruthven Areas	2490	875	8	92	0	130	115	100	0
Saylorville Areas	--	402	--	--	--	--	125	--	--
Spirit Lake Areas	805	1340	25	75	0	715	780	100	0
Sweet Marsh	385	200	19	81	0	150	150	100	0
Union County Areas	135	260	22	78	0	950	400	100	0
<b>Total</b>	<b>14747</b>	<b>15124</b>	<b>11</b>	<b>89</b>	<b>0</b>	<b>5240</b>	<b>4579</b>	<b>100</b>	<b>0</b>

Species	% Change in count from Previous Week
Canada Goose	+14.4
Greater White-fronted Goose	NA
Snow Goose	NA
Mallard	-2.9
Gadwall	+80.0
American Wigeon	NA
Northern Pintail	+495.2
Green-winged Teal	+720.0
Blue-winged Teal	-11.5
Northern Shoveler	+170.0
Wood Duck	-7.1
Diving Ducks	-43.3