

Instructions for Entering Information into the Control Devices Button

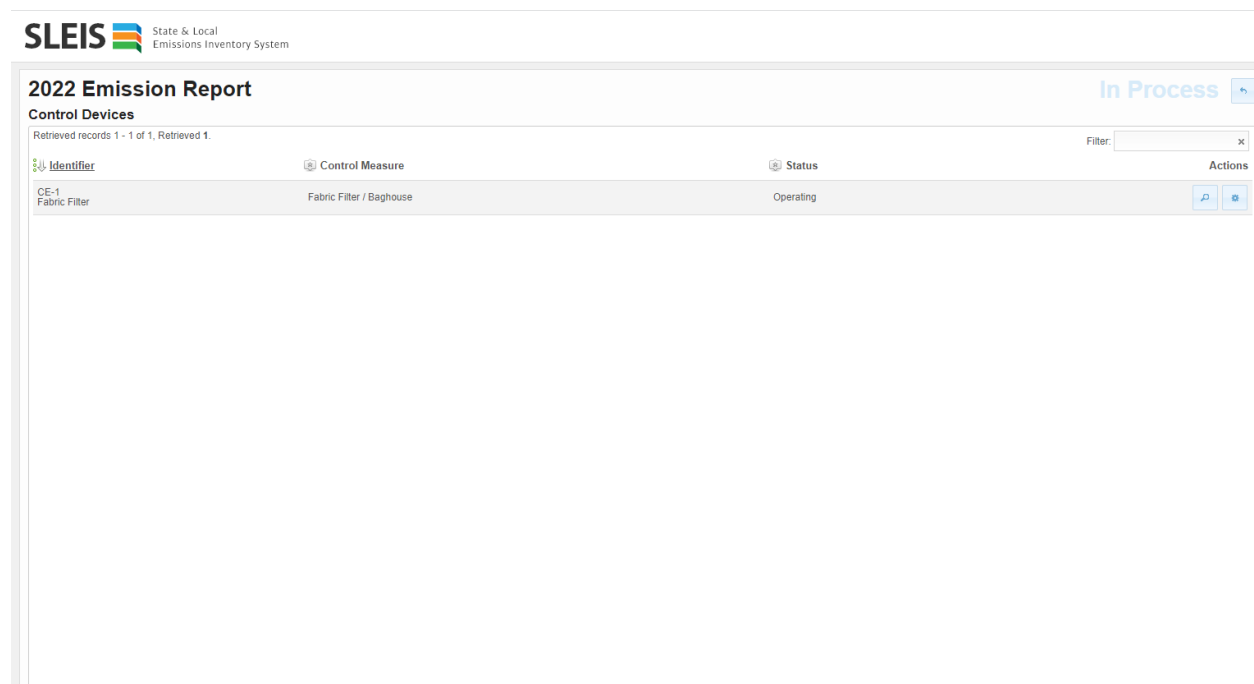
Introduction

The “Control Devices” button in the SLEIS is where information is stored regarding control devices located at the facility. Information located in this button would be similar to the information found on the former INV-4 paper form. This document will show the various fields located in the button and what information can be found or entered in it. If this is the first inventory being entered in SLEIS, it is possible some or all control devices may not be available. In order to make any changes in SLEIS, a user with the editor role should click the “Edit” button and to save any changes made, click the “Save” button.

Main List Screen

This list contains all control devices related to the facility. To add a control device into SLEIS, click the “Add” button in the lower right-hand corner. Please note once data is saved in SLEIS and submitted to DNR as part of an emissions inventory, it cannot be removed. If the control device is no longer in service, please change its status to “Permanently Shutdown” in the control device edit screen discussed later in this document and provide a value in the status year field for which the status became effective.

The image below shows an example of the Control Device main screen.



Control Device Tab

This tab contains information about the control device. The fields presented in the tab are:

1. Identifier: The control device identifier assigned to the control device.
2. Description: A brief description of the control device.

3. Status: The operating status of the control device.
4. Status Year: The year the status became effective.
5. Control Measure: The type of control device.
6. Controlled Pollutants: The pollutants controlled by the device. Enter the pollutant name and the percentage controlled. If more than one pollutant is controlled, click the “Add” button to add an additional pollutant field.
7. Related Unit Processes: The unit processes that are being controlled by the control device. (This will update automatically as unit processes are linked to the control device.)
8. Comments: Comments about the device.

The image below shows an example of the Control Device tab.

SLEIS State & Local Emissions Inventory System

2022 Emissions Report

Control Devices

Control Device | Additional Information

Identifier:

Description:

Status: OP - Operating

Status Year:

Control Measure:

Controlled Pollutants: %

Related Unit Processes:

Comments:


Additional Information Tab

This tab contains additional information about the control device. The information in this tab is optional. The fields presented in the tab are:

1. Installation Date: The date the control device was installed.
2. Modification Date: The date the control device was last modified.

3. Stack Test Date: The date of the most recent stack test.
4. Stack Test Method Text: The method of the most recent stack test.
5. Capture Hood Flag: Whether the control device is a capture hood or not.
6. Capture Hood Efficiency Percent: The efficiency percent of the capture hood, if applicable.
7. Start Operation Date: The date the control device started operating.
8. Cease Operation Date: The date the control device ceased operating.


The image below shows an example of the Additional Information tab.


SLEIS  State & Local
Emissions Inventory System


2022 Emissions Report

Control Devices

Control Device **Additional Information**

? **Installation Date:**
 


? **Modification Date:**
 


? **Stack Test Date:**
 

? **Stack Test Method Text:**

? **Capture Hood Flag:**

? **Capture Hood Efficiency Percent:**

? **Start Operation Date:**
 

? **Ceased Operation Date:**
 

Conclusion

The information found in the “Control Device” button contains information about all control devices. While only one tab is required to be completed, please fill out as much information as possible. This

information should be kept up-to-date as often as possible. Any questions regarding the information should be directed to a member of the Air Quality Bureau's Emission Inventory Section using the SLEIS Help Desk e-mail address: sleis@dnr.iowa.gov.