

2023 Iowa Deer Hunter Survey Report

Jace R. Elliott, Iowa Department of Natural Resources, 1436 255th St, Boone IA 50036

OBJECTIVES

This survey of Iowa deer hunters was conducted to assess:

1. Age and experience demographics
2. Harvest, effort, and activities
3. Motivation and importance of deer hunting
4. Satisfaction of deer hunting experience and current methods of take
5. Perceptions of the Iowa Department of Natural Resources (DNR) and deer population trends
6. Regulatory preferences and emerging technology
7. Attitudes and opinions regarding the role of fair chase in deer hunting
8. Concerns about chronic wasting disease (CWD)

METHODS

On June 1, 2023, a postcard containing instructions for an online questionnaire was mailed to 16,501 deer hunters in Iowa, which approximates to a 10% sample of the resident population of deer hunters. The sample was drawn from the Iowa DNR deer license sales database and was stratified by respondent region ($n = 9$), by hunter purchase type (landowner-tenant only, paid license only, or both), and method of take (bow only, gun only, or both). We constrained our selection to hunters 16 years old or older. On June 24, a second postcard mailing was sent to all non-respondents ($n = 15,174$). On July 14, a third mailing containing the survey printed in paper booklets was sent to all non-respondents ($n = 14,337$). Data from all returned questionnaires (partial and complete) were summarized using Program R. The total number of survey respondents was 4,062; 2,024 responded online and 2,038 responded via paper booklet. After duplicates and undeliverable mailings were accounted for, the resulting response rate was approximately 25%.

TABLE OF CONTENTS

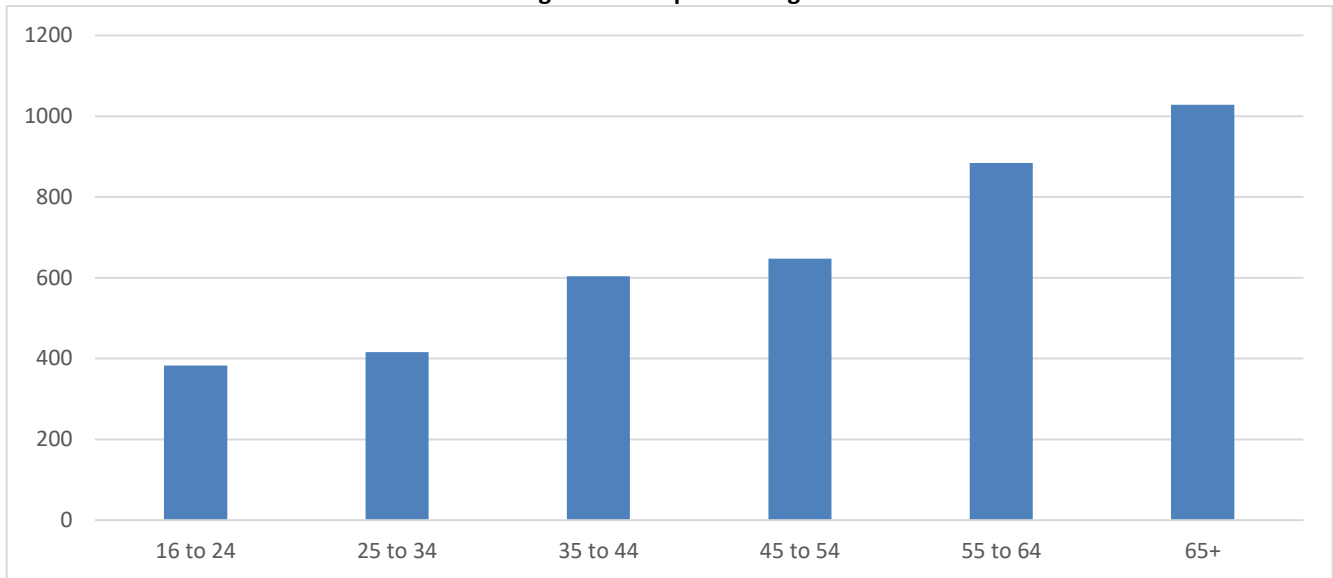
Section 1. Hunter Demographics	1
Respondent age and experience	1
Section 2. Hunter harvest, effort, and activities	1
Hunting season preference	2
Hunter effort	2
Deer harvest	2
Preferred hunting method	3
Venison processing	3
Carcass disposal	4
Supplemental feeding	4
Section 3. Hunter Motivations and Importance	5
Motivations	6
Importance level	6
Section 4. Hunter Satisfaction	7
Deer hunting experience	7
Public and private land access	8
Methods of take	9
Section 5. Hunter Perceptions	10
Deer population trend	10
Iowa DNR	11
Section 6. Regulatory Preferences and Emerging Technology	12
General technology	12
Crossbows	13
Additional rifle calibers	14
Trail cameras	16
Drones	17
Night Vision/Thermal Optics	17
Air-powered weapons	17
Section 7. Fair Chase	18
Principles of fair chase	18
Impact of emerging technology	19
Section 8. Chronic Wasting Disease	20
Knowledge	20
Concerns	20
Willingness to continue hunting	21

SECTION 1. HUNTER DEMOGRAPHICS

Age

Median age range of respondents was 45-54 years.

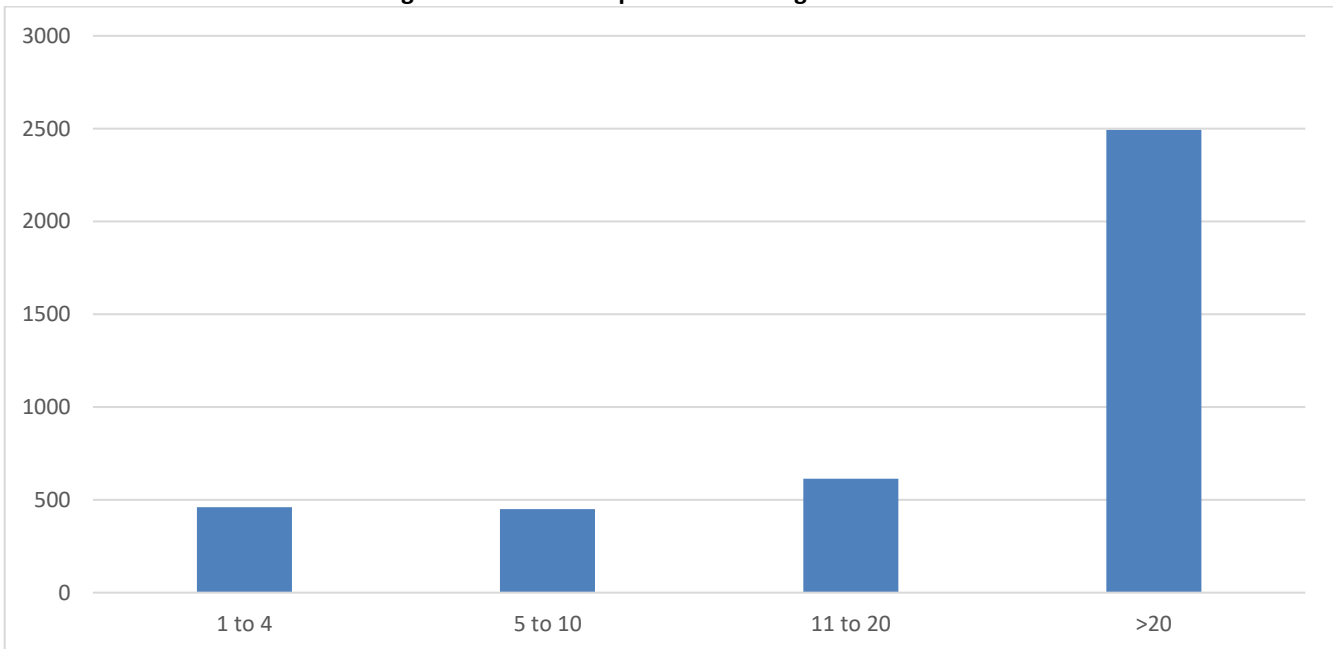
Figure 1.1 Respondent age



Experience

Median years of experience hunting deer in Iowa was >20 years.

Figure 1.2 Years of experience hunting deer in Iowa

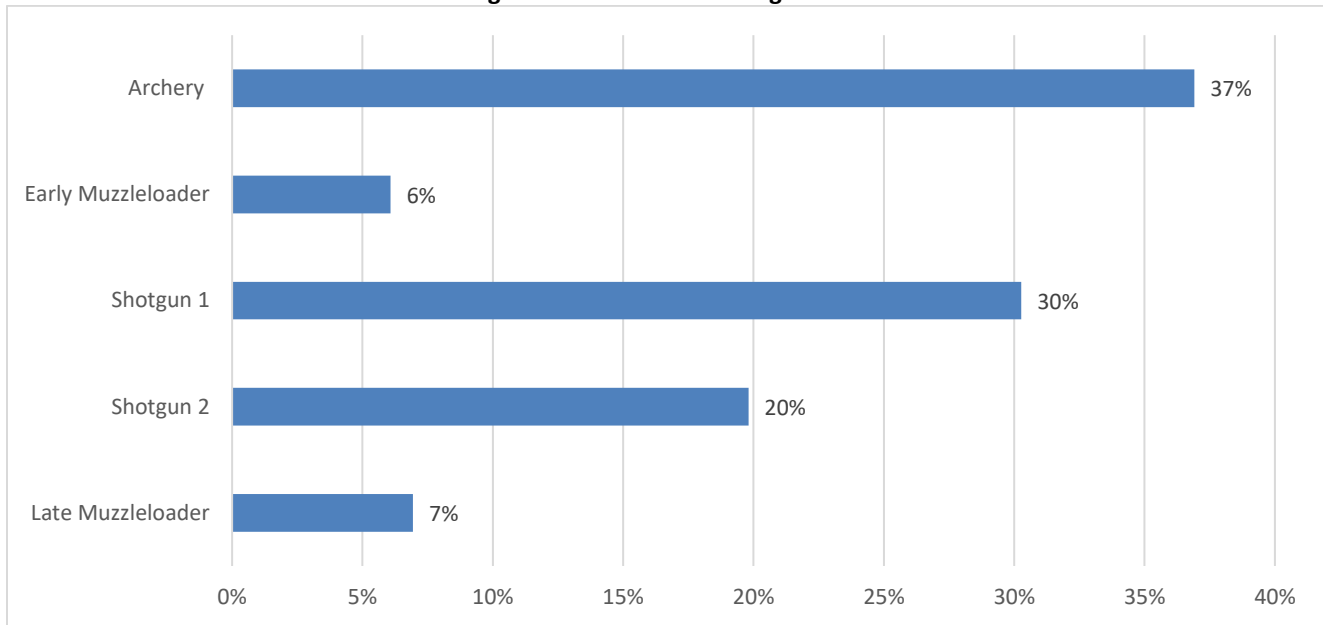


SECTION 2. HUNTER HARVEST, EFFORT, AND ACTIVITIES

Hunting Season Preference

Archery season was the most preferred deer hunting season in Iowa. Approximately half of respondents preferred one of the shotgun (firearm) seasons.

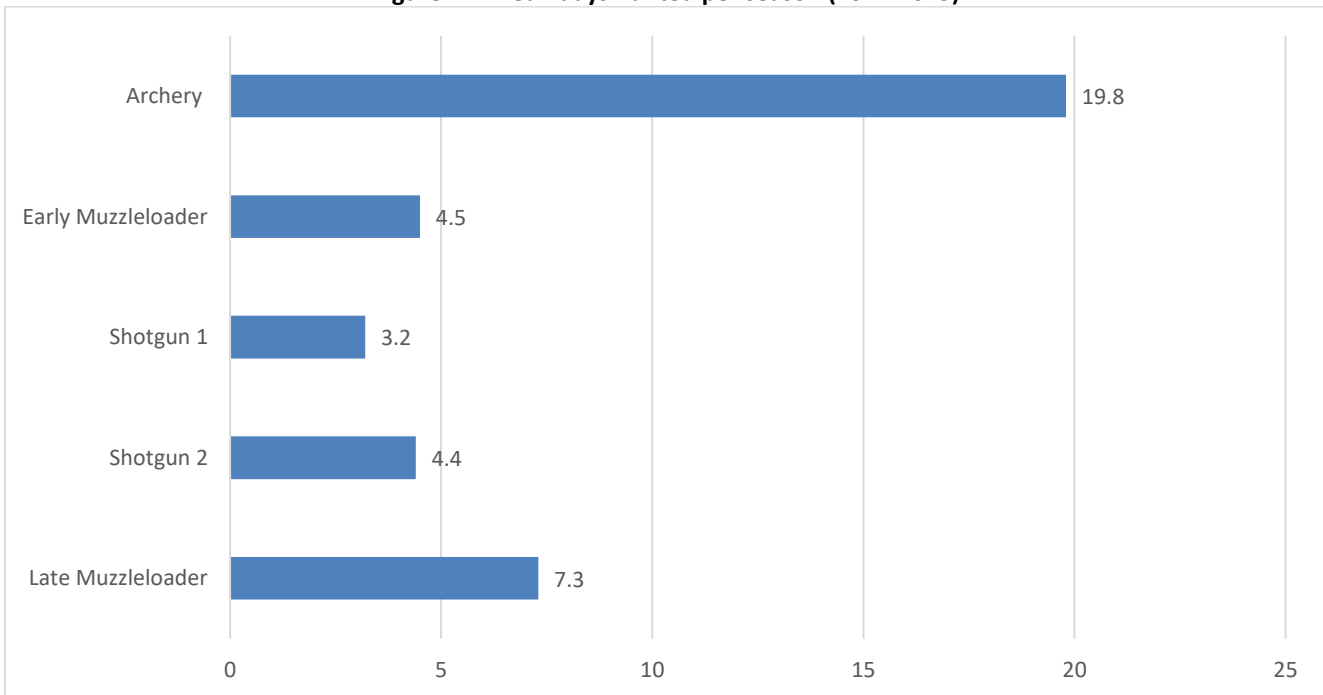
Figure 2.1 Preferred hunting season



Hunter Effort

On average, respondents spent 14 days hunting deer in Iowa during the 2022-2023 season.

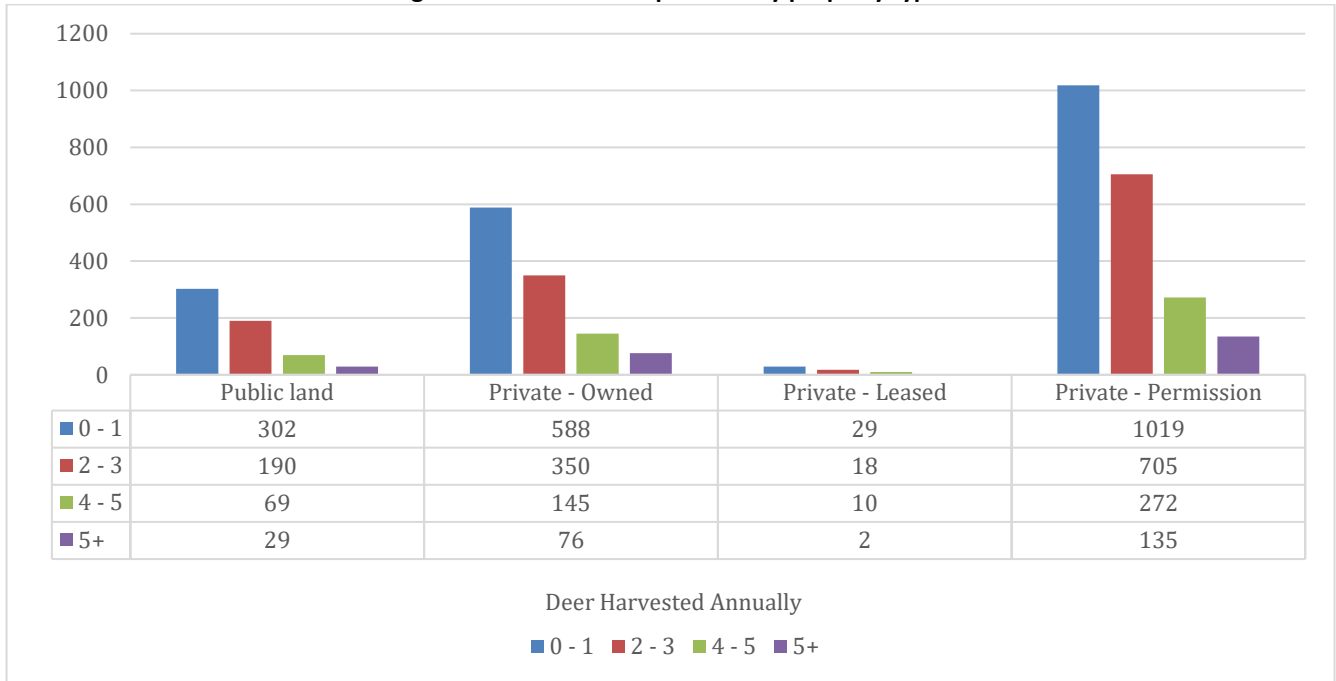
Figure 2.2 Mean days hunted per season (2022-2023)



Deer Harvest

More than half of respondents (54%) primary deer hunting property was private land that was not owned or leased (permission-based). A total of 29% of respondents primarily deer hunt on private property that they own. Fifteen percent of respondents primarily deer hunt on public land, and 2% of respondents primarily deer hunt on private land that they lease for deer hunting purposes.

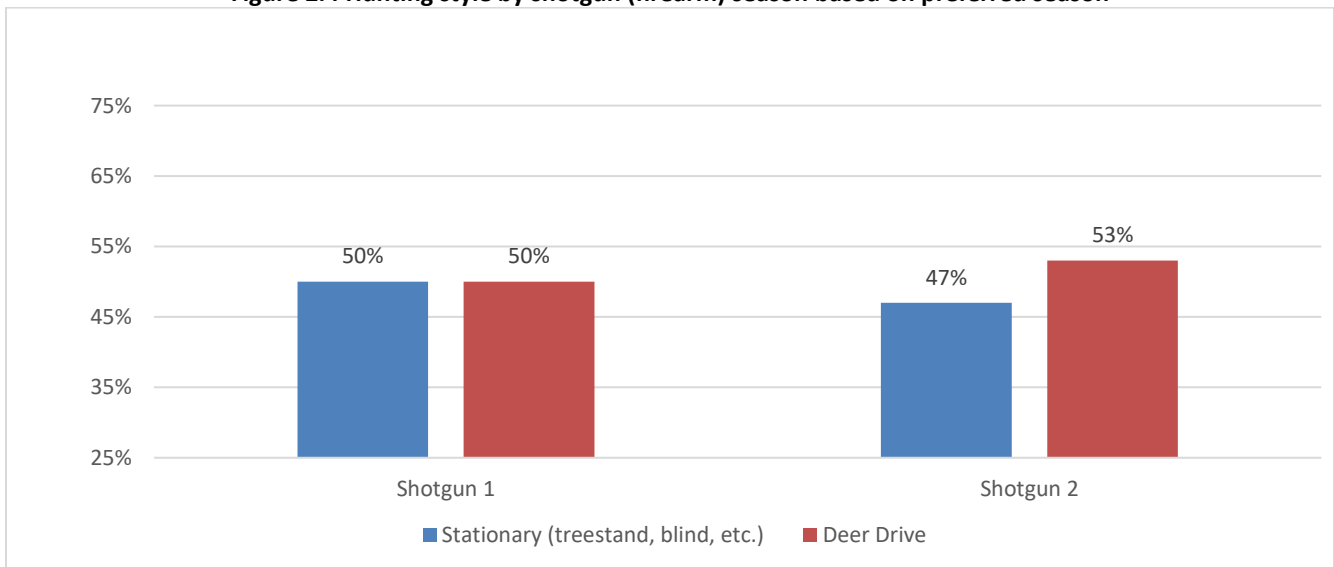
Figure 2.3 Deer harvest patterns by property type



Preferred Hunting Method

Across all respondents that participate in the shotgun (firearm) seasons, 58% primarily used stationary methods and 42% primarily drove deer. Participating in deer drives and stationary hunting appeared equally popular among respondents that prefer the Shotgun 1 season, while there was a slight preference towards deer drives among hunters that prefer the Shotgun 2 season.

Figure 2.4 Hunting style by shotgun (firearm) season based on preferred season



Venison Processing

More than half (52%) of respondents indicated taking their deer to a commercial meat processor. A similar proportion (52%) of respondents claimed to process their own deer. Of the respondents that donated their deer, 242 (50%) claim to take their meat to a processor and 218 (45%) claim to process their own deer.

Table 2.1 “Please indicate how you process the deer you harvest (select all that apply):”

Response	N	%¹
I take the entire carcass to a meat processor	1,042	25.7
I take boned-out meat to a meat processor	1,152	28.5
I process the entire deer myself	2,119	52.3
I donate the deer to a friend, family member, or other recipient	483	11.9

¹Total exceeds 100% due to respondents selecting more than one response

Carcass Disposal

Hunters that process their own deer most commonly discarded the carcass on the property where it was harvested (48%), followed by disposing of the carcass using a waste disposal service (35.8%) and discarding the carcass on a different property (23%).

Table 2.2 “Please indicate how you dispose of deer carcasses after processing (select all that apply):”

Response	N	%¹
I take the entire carcass to a meat processor	1,069	26.4
I dispose of my carcass using a waste disposal service	1,076	26.6
I discard the carcass on the property where it was harvested	1,465	36.2
I discard the carcass on a property different from where it was harvested	706	17.4

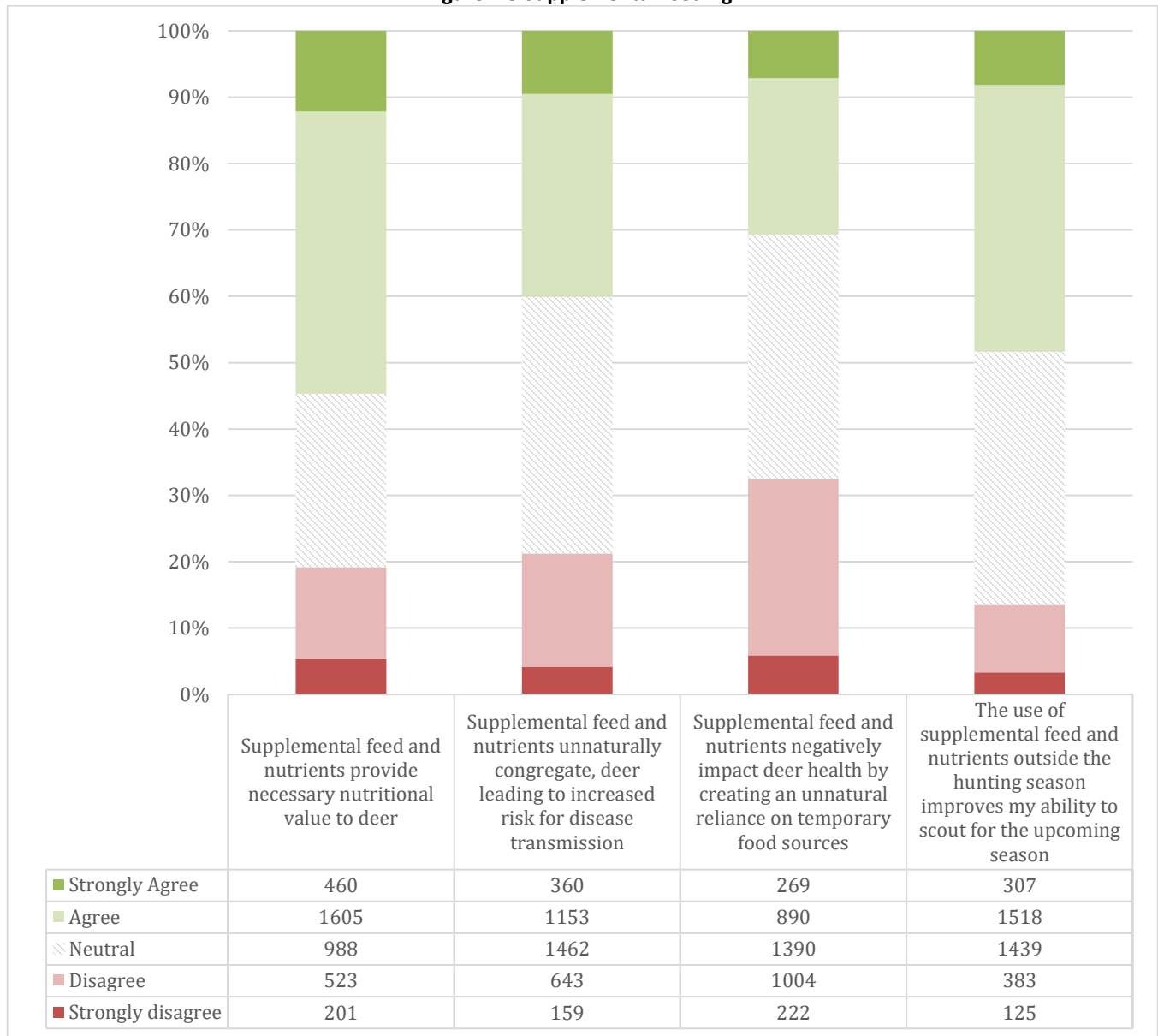
¹Total exceeds 100% due to respondents selecting more than one response

Supplemental Feeding

Respondents indicated level of agreement with the following statements:

1. Supplemental feed and nutrients provide necessary nutritional value to deer. (54% agree, 19% disagree)
2. Supplemental feed and nutrients unnaturally congregate deer, leading to increased risk for disease transmission. (40% agree, 21% disagree)
3. Supplemental feed and nutrients negatively impact deer health by creating an unnatural reliance on temporary food sources. (31% agree, 33% disagree)
4. The use of supplemental feed and nutrients outside the hunting season improves my ability to scout for the upcoming season. (49% agree; 13% disagree)

Figure 2.5 Supplemental feeding

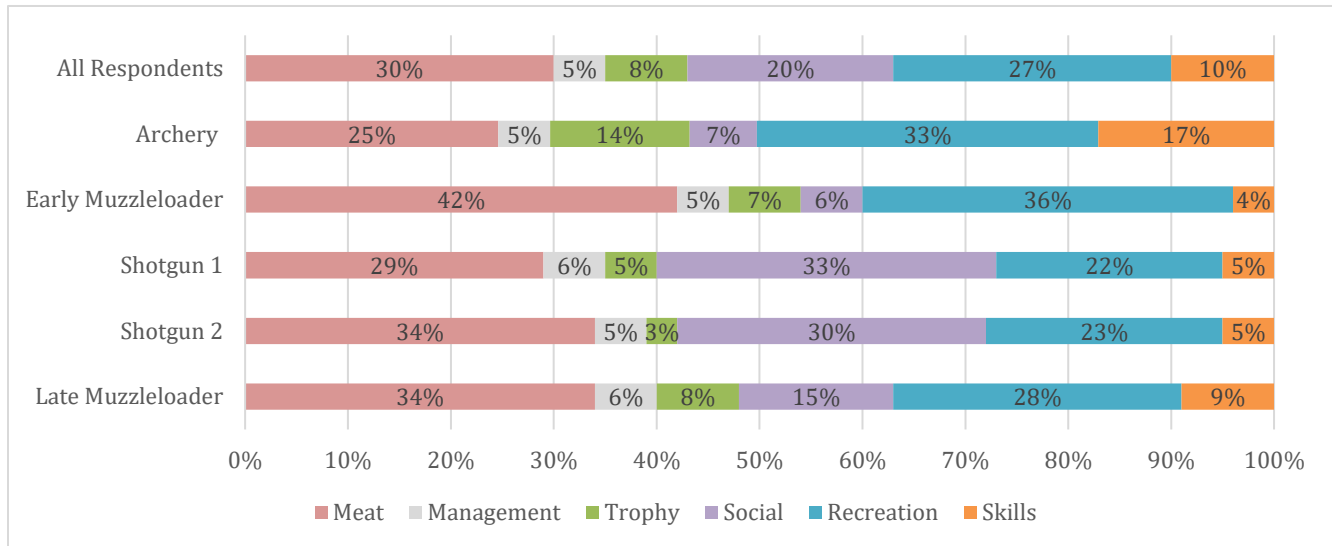


SECTION 3. HUNTER MOTIVATIONS AND IMPORTANCE

Motivations (Hunter Typology)

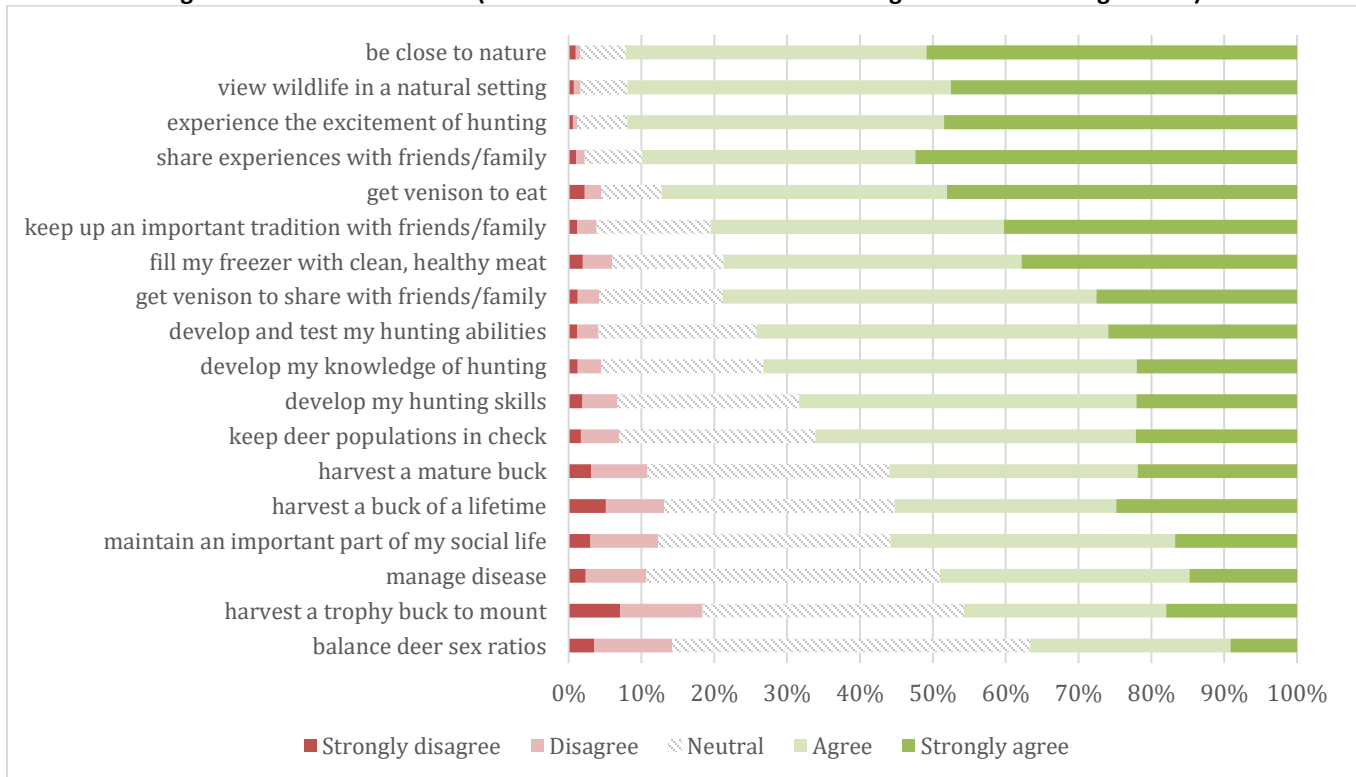
Meat-based motivations were strongest for early muzzleloader season hunters, and weakest for archery season hunters. Social-based motivations were strongest for shotgun (firearm) season hunters, and weakest for archery and early muzzleloader hunters. Trophy-based motivations were strongest for archery season hunters, and weakest for shotgun (firearm) season hunters.

Figure 3.1 Motivations by primary season



The following statements reflect recreation-, meat-, and social-based motivations being most agreeable among respondents, while skills-, management-, and trophy-based motivations are least agreeable.

Figure 3.2 "I hunt deer to..." (Statements are ordered from most agreeable to least agreeable)



Importance Level

Deer hunting was a relatively important recreational activity among respondents, with a majority (67%) claiming that deer hunting is at least more important than many of their recreational activities. A small minority (5%) claimed that deer hunting is either less important than many of their recreational activities or their least important recreational activity.

Table 3.1 “How important is deer hunting to you?”

Response	N	%
Most important recreational activity	814	20.8
More important than many other recreational activities	1813	46.2
Neither more nor less important than many other recreational activities	1074	27.4
Less important than many other recreational activities	187	4.7
Least important recreational activity	36	0.9

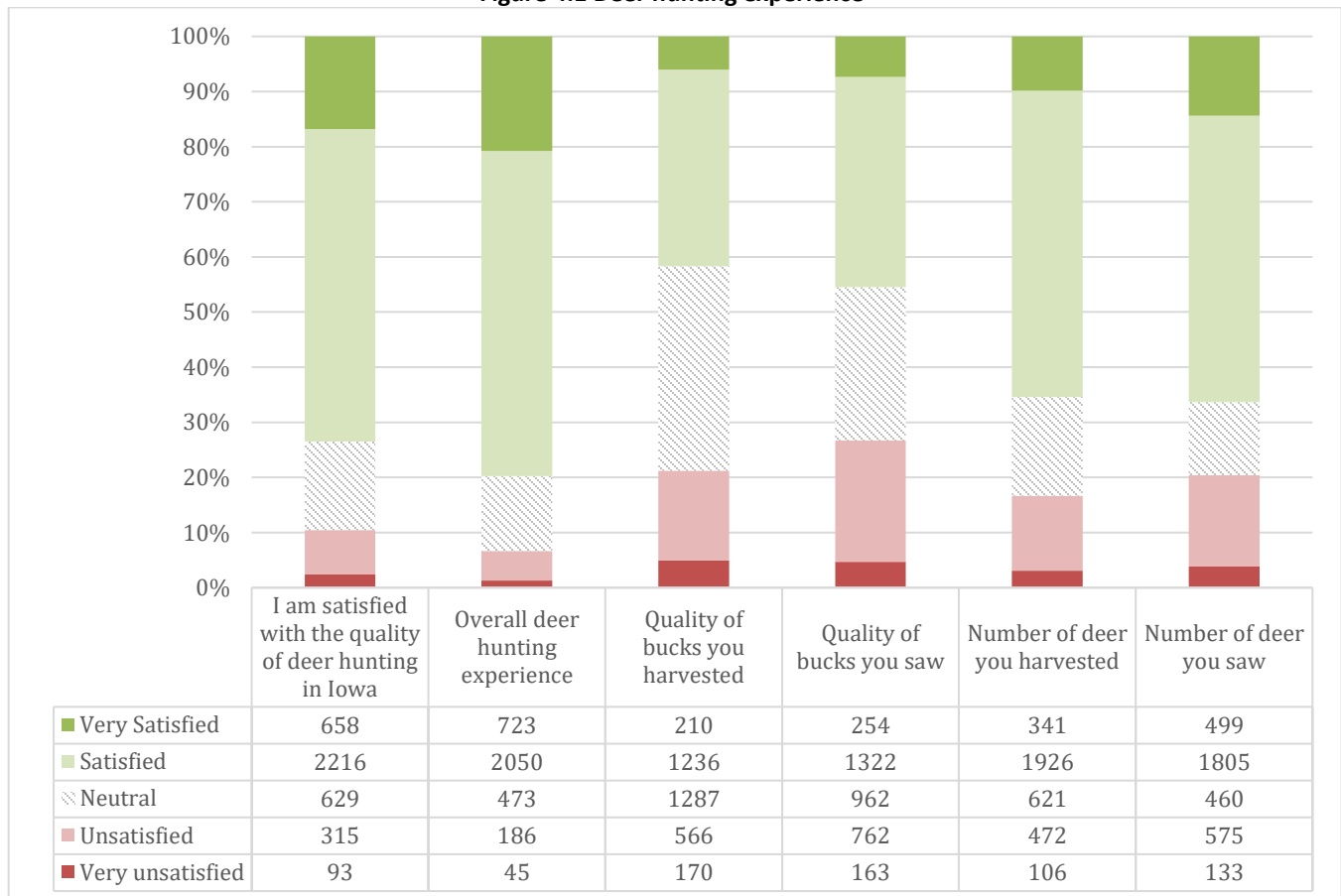
SECTION 4. HUNTER SATISFACTION

Deer Hunting Experience

Respondents were asked to indicate their level of satisfaction with the following:

1. The quality of deer hunting in Iowa (74% satisfied, 10% unsatisfied)
2. Overall deer hunting experience (80% satisfied, 7% unsatisfied)
3. The quality of bucks you harvested (42% satisfied, 21% unsatisfied)
4. The quality of bucks you saw (46% satisfied, 27% unsatisfied)
5. The number of deer you harvested (65%, 20% unsatisfied)
6. The number of deer you saw (66% satisfied, 17% unsatisfied)

Figure 4.1 Deer hunting experience

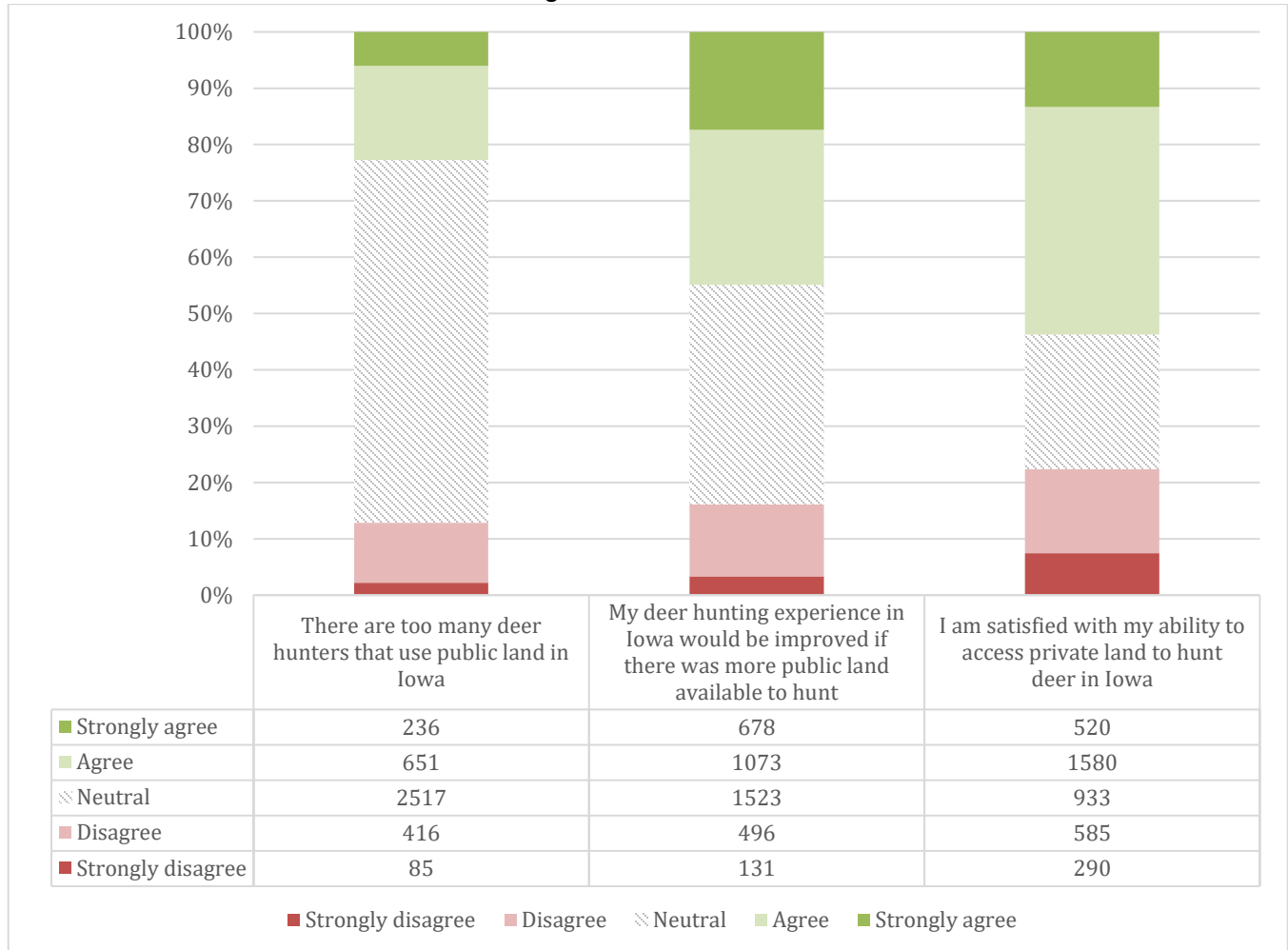


Land Access

Respondents were asked to indicate their agreement with the following:

1. There are too many deer hunters that use public land in Iowa. (22% agree, 12% disagree)
2. My deer hunting experience in Iowa would be improved if there was more public land available to hunt. (45% agree, 16% disagree)
3. I am satisfied with my ability to access private land to hunt deer in Iowa. (54% agree, 22% disagree)

Figure 4.2 Land access



Methods of Take

Respondents were asked to indicate their level of satisfaction with the following:

1. Currently allowed methods of take during archery season (65% satisfied, 5% unsatisfied)
2. Currently allowed methods of take during firearm seasons (68% satisfied, 12% unsatisfied)
3. Currently allowed methods of take during muzzleloader seasons (64% satisfied, 7% unsatisfied)

Figure 4.3 Satisfaction of currently allowed methods of take

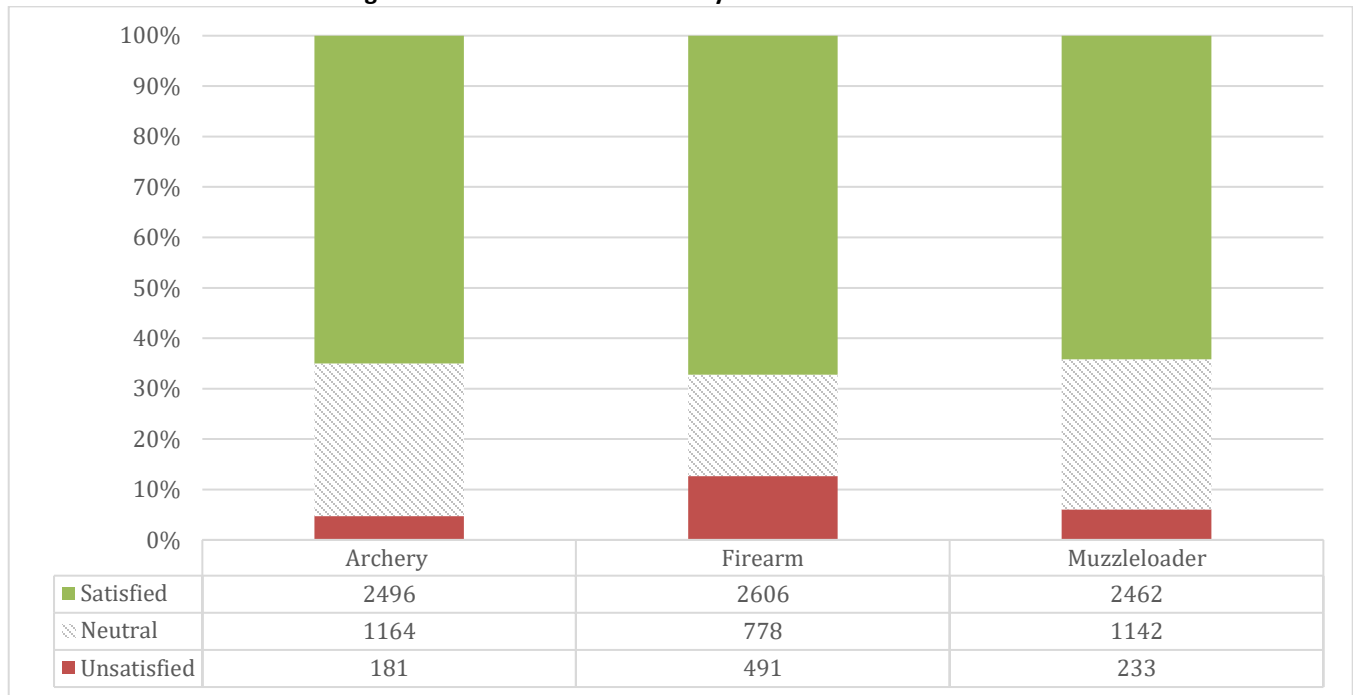


Table 4.1 “I would support additional methods of take to be allowed during this season if it meant each hunter would only be allowed a total of one any-sex tag per year, regardless of season hunted.”

Archery	N	%
True	1634	43.3
False	2141	56.7

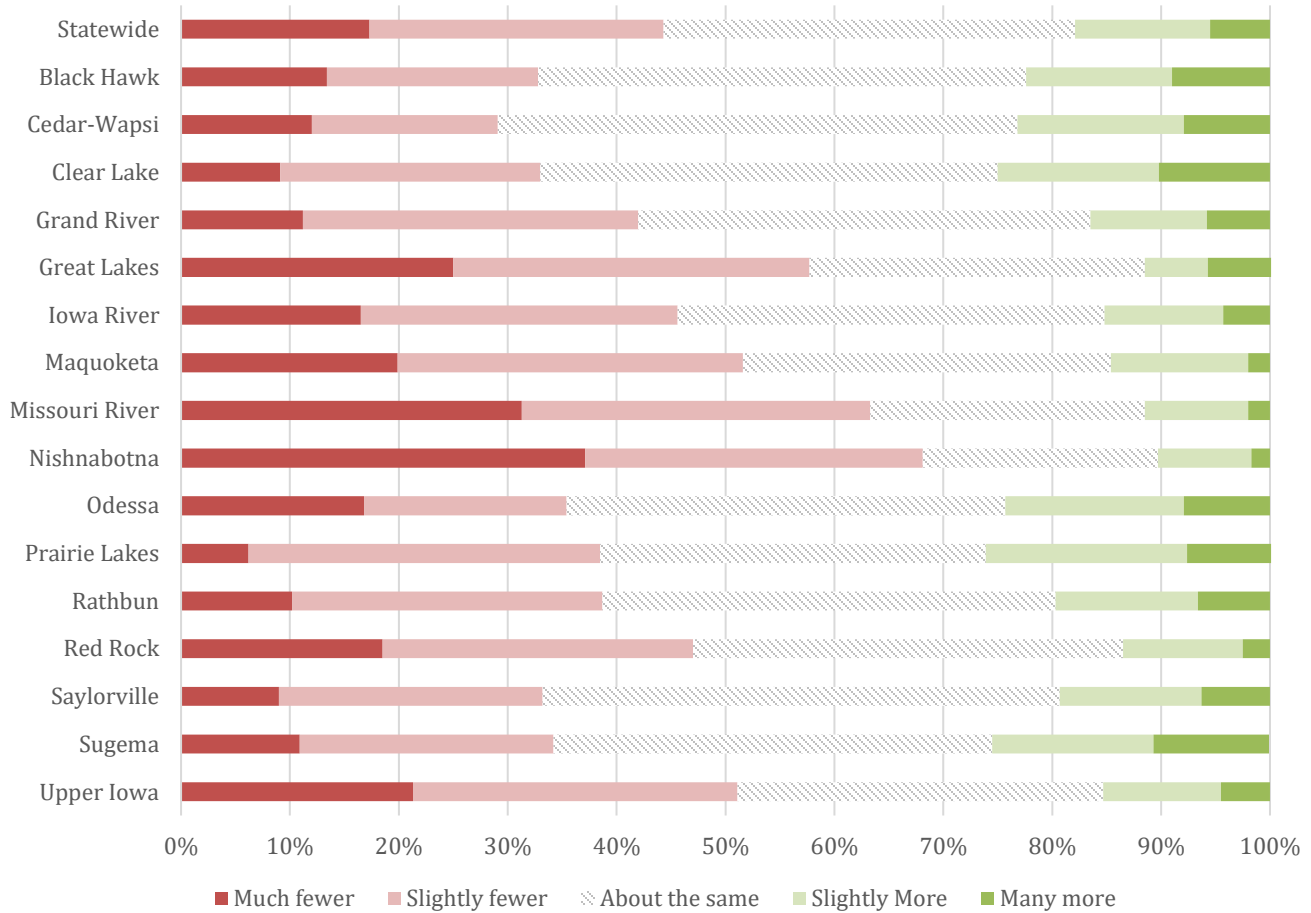
Firearm	N	%
True	1745	46.0
False	2047	54.0

SECTION 5. HUNTER PERCEPTIONS

Perception of 5-year Deer Population Trend

Statewide, 44% of respondents perceive a decline and 20% perceive an increase in the 5-year deer population trend.

Figure 5.1 Perceived 5-year deer population trend by Wildlife Management Unit



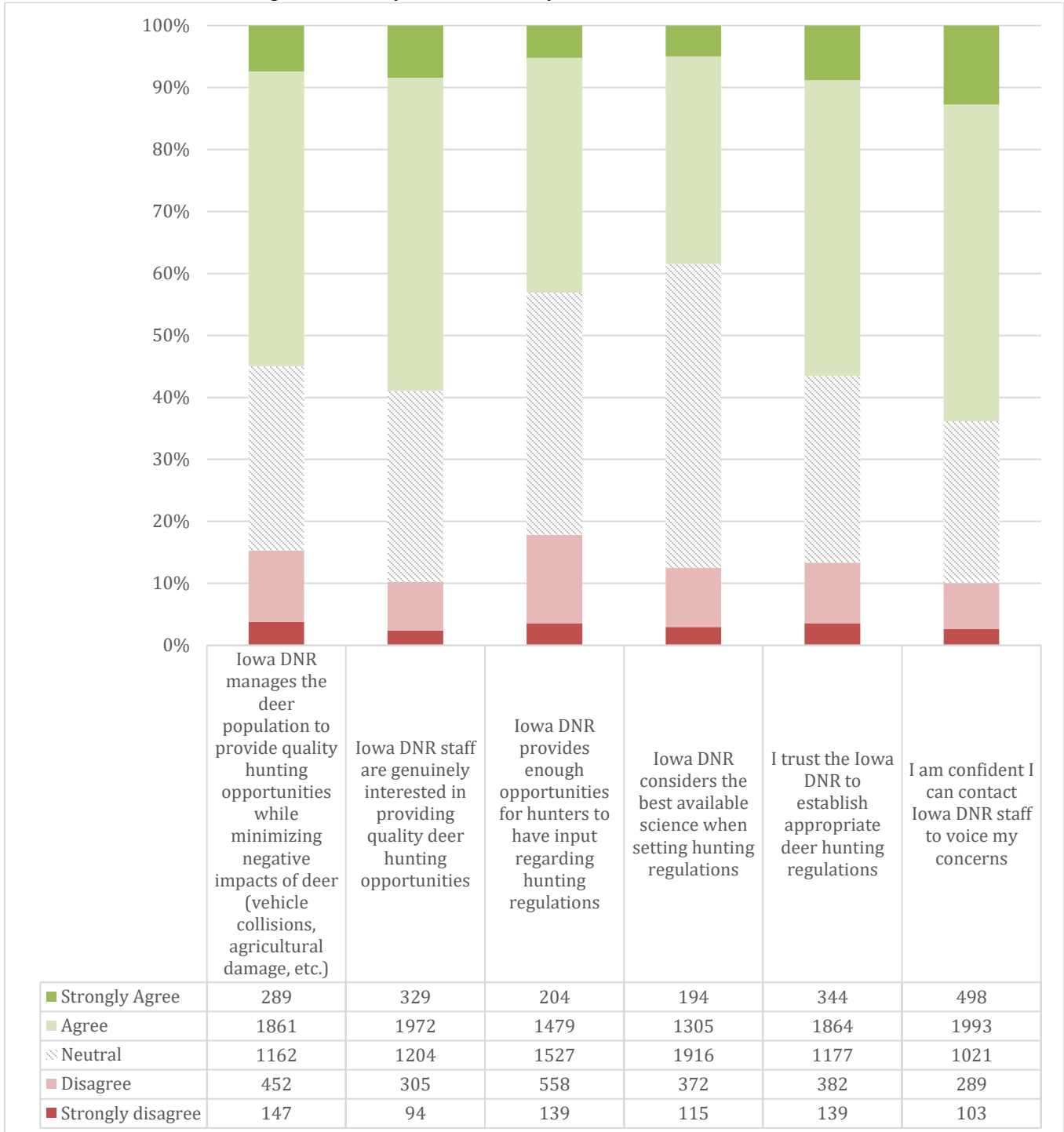
	Much fewer	Slightly fewer	About the same	Slightly More	Many more
Statewide	17.3%	27.0%	37.8%	12.4%	5.5%
Black Hawk	13.4%	19.4%	44.8%	13.4%	9.0%
Cedar-Wapsi	12.0%	17.1%	47.7%	15.3%	7.9%
Clear Lake	9.1%	23.9%	42.0%	14.8%	10.2%
Grand River	11.2%	30.8%	41.5%	10.7%	5.8%
Great Lakes	25.0%	32.7%	30.8%	5.8%	5.8%
Iowa River	16.5%	29.1%	39.2%	10.9%	4.3%
Maquoketa	19.9%	31.7%	33.8%	12.6%	2.0%
Missouri River	31.3%	32.0%	25.2%	9.5%	2.0%
Nishnabotna	37.1%	31.0%	21.6%	8.6%	1.7%
Odessa	16.8%	18.6%	40.3%	16.4%	7.9%
Prairie Lakes	6.2%	32.3%	35.4%	18.5%	7.7%
Rathbun	10.2%	28.5%	41.6%	13.1%	6.6%
Red Rock	18.5%	28.5%	39.5%	11.0%	2.5%
Saylorville	9.0%	24.2%	47.5%	13.0%	6.3%
Sugema	10.9%	23.3%	40.3%	14.8%	10.6%
Upper Iowa	21.3%	29.8%	33.6%	10.8%	4.5%

Perceptions of Iowa DNR

Respondents were asked to indicate their level of agreement with the following:

1. Iowa DNR manages the deer populations to provide quality hunting opportunities while minimizing negative impacts of deer (55% agree, 15% disagree)
2. Iowa DNR staff are genuinely interested in providing quality deer hunting opportunities (59% agree, 10% disagree)
3. Iowa DNR provides enough opportunities for hunters to have input regarding hunting regulations (43% agree, 18% disagree)
4. Iowa DNR considers the best available science when setting hunting regulations (39% agree, 12% disagree)
5. I trust the Iowa DNR to establish appropriate deer hunting regulations (57% agree, 13% disagree)
6. I am confident I can contact Iowa DNR staff to voice my concerns (64% agree, 10% disagree)

Figure 5.2 Perceptions of Iowa Department of Natural Resources



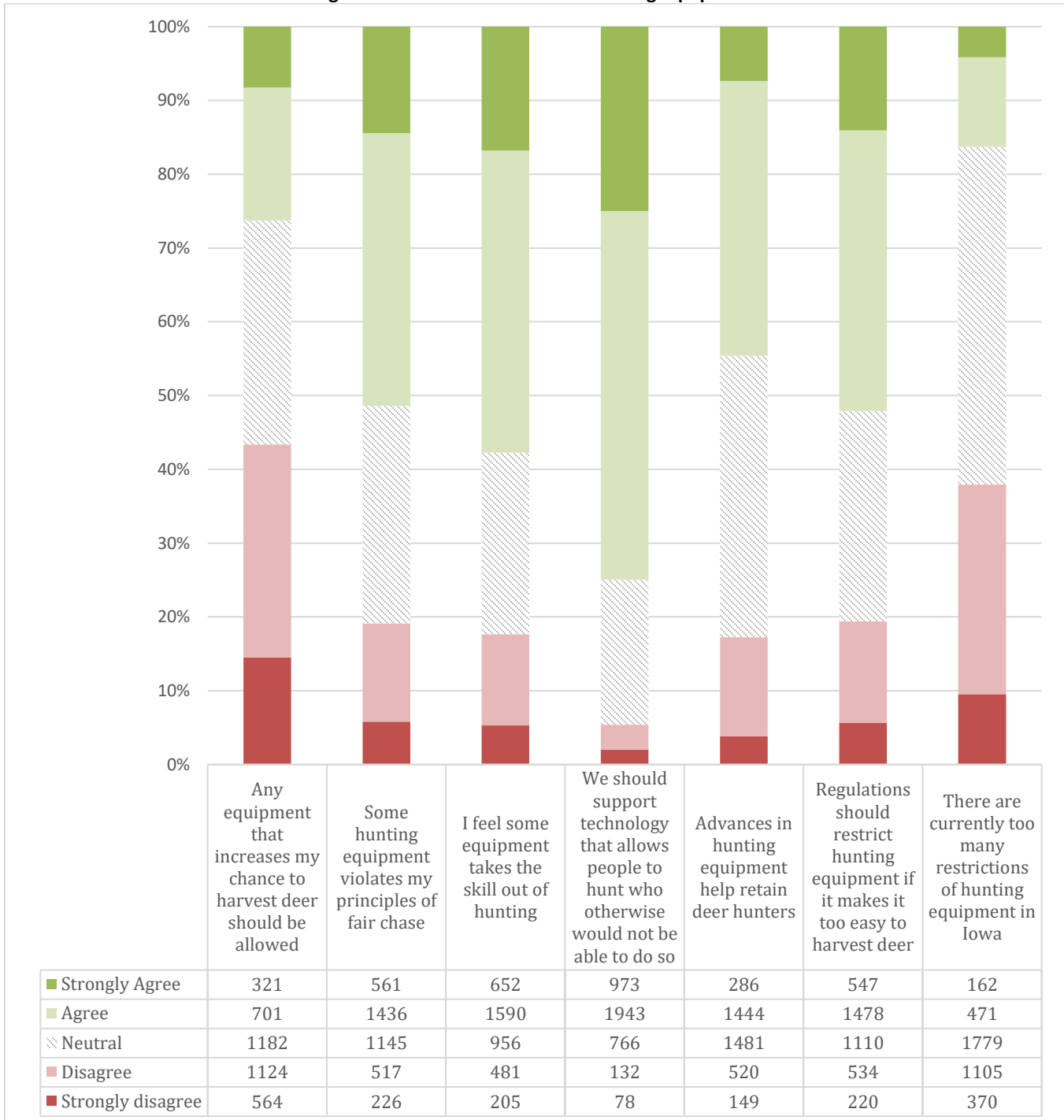
SECTION 6. REGULATORY PREFERENCES AND EMERGING TECHNOLOGY

General

Respondents were asked to indicate their level of agreement with the following:

1. Any equipment that increases my chance to harvest deer should be allowed. (26% agree, 43% disagree)
2. Some equipment violates my principles of fair chase. (51% agree, 19% disagree)
3. I feel some equipment takes the skill out of hunting. (58% agree, 18% disagree)
4. We should support technology that allows people to hunt who otherwise would not be able to do so. (75% agree, 5% disagree)
5. Advances in hunting equipment help retain deer hunters. (45% agree, 18% disagree)
6. Regulations should restrict hunting equipment if it makes it too easy to harvest deer. (52% agree, 19% disagree)
7. There are currently too many restrictions of hunting equipment in Iowa. (16% agree, 38% disagree)

Figure 6.1 General attitudes on hunting equipment



Crossbows

We asked respondents to indicate their agreement with eight statements regarding the use of crossbows during the archery season, four of which were positive statements and four of which were negative statements. Nineteen percent of respondents claim to own a crossbow.

Positive statements:

1. Using a crossbow provides an advantage in harvest success over vertical bows. (64% agree, 16% disagree)
2. Allowing the use of crossbows would recruit new hunters to the sport of deer hunting. (58% agree, 12% disagree)
3. The use of crossbows would decrease wounding rates of deer hunting the archery season. (36% agree, 31% disagree)
4. The effective range of a crossbow is greater than that of a compound bow. (57% agree, 12% disagree)

Negative statements:

1. There would be too many hunters afield during archery season. (36% agree, 30% disagree)
2. The increased harvest success would negatively impact the quality of Iowa's deer population. (39% agree, 30% disagree)
3. The use of crossbows would erode the traditions of Iowa's archery seasons. (41% agree, 32% disagree)
4. The use of crossbows during the archery season should be restricted to physically limited hunters or hunters greater than 65 years of age. (60% agree, 20% disagree)

Figure 6.2 The use of crossbows during archery season (positive)

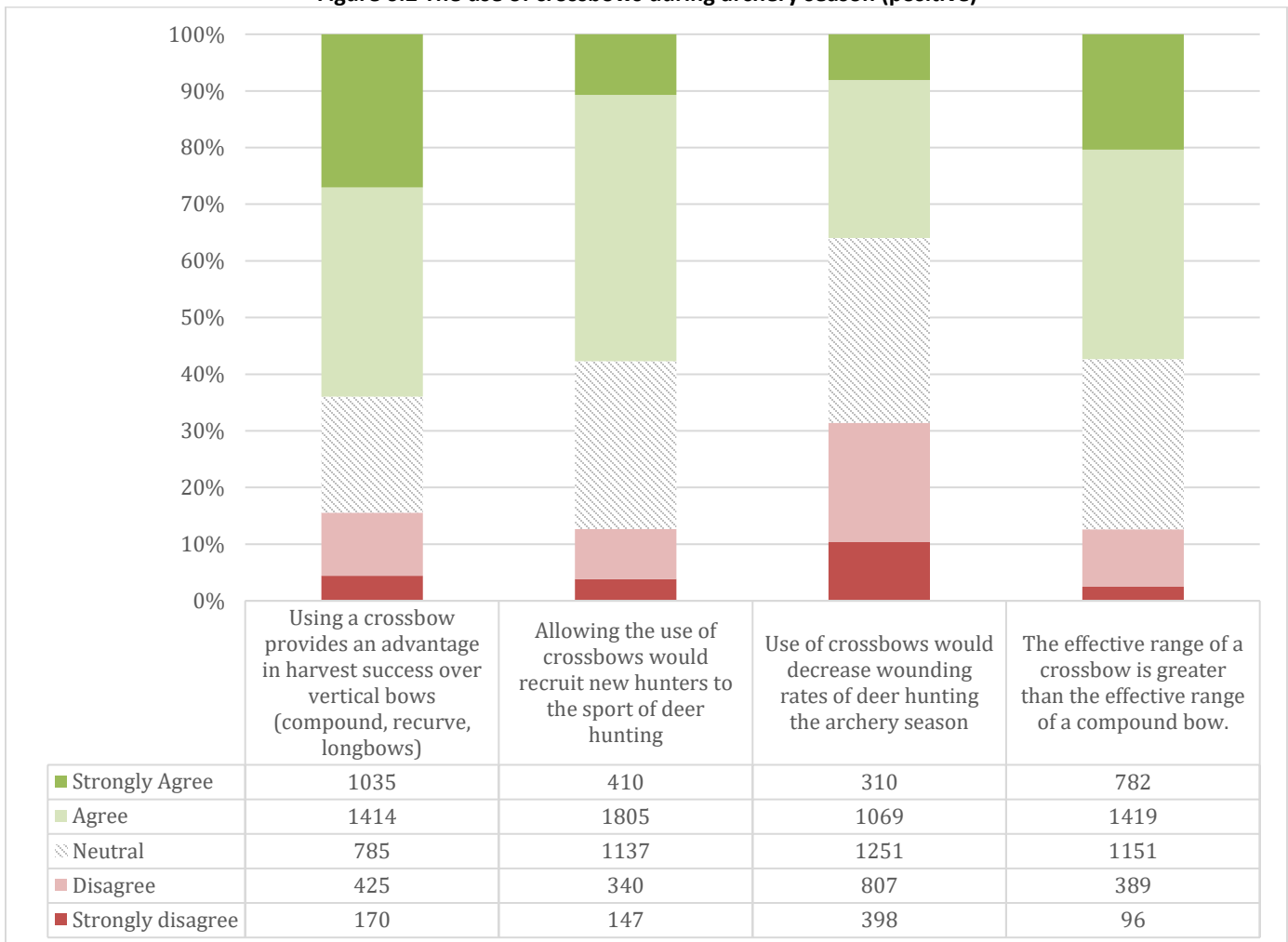
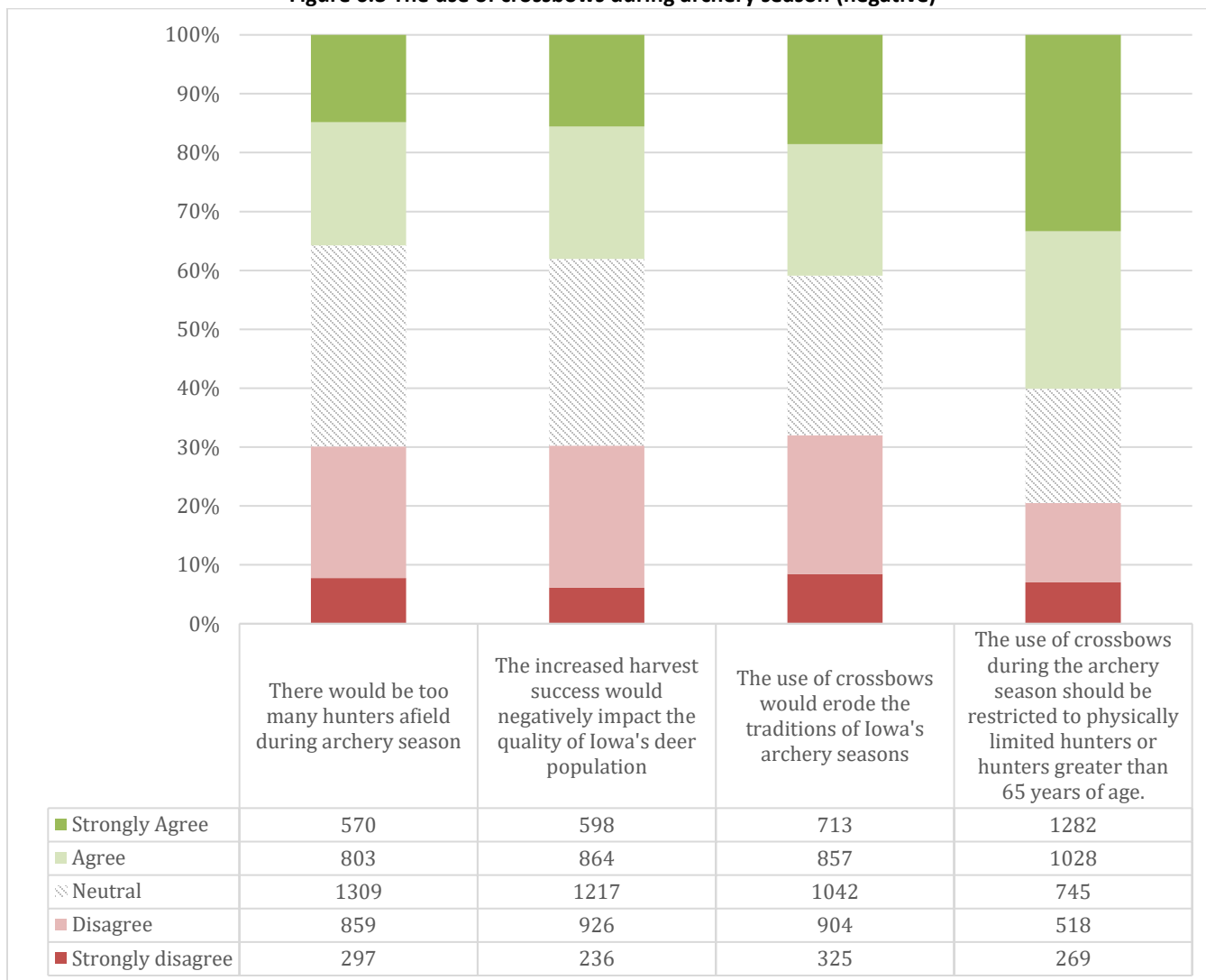


Figure 6.3 The use of crossbows during archery season (negative)



Additional Rifle Calibers

We asked respondents to indicate their agreement to seven statements regarding the use of additional rifles during the shotgun (firearm) seasons, three of which were positive statements and four of which were negative statements. Sixty-nine percent of respondents claim to own a high-powered rifle.

Positive statements:

1. These additional firearms would provide a more effective method of harvest compared to other methods of harvest currently allowed (52% agree, 22% disagree)
2. Allowing the use of these additional firearms would recruit new hunters to the sport of deer hunting (49% agree, 17% disagree)
3. The use of high-powered rifles during special seasons in CWD-endemic areas of Iowa allow for better disease management in these regions (67% agree, 12% disagree)

Negative statements:

1. The increased harvest success would negatively impact the quality of Iowa's deer population (40% agree, 29% disagree)
2. The use of these firearms would erode the traditions of Iowa's shotgun seasons (43% agree, 30% disagree)
3. The long-range capabilities of these additional firearms would create an unsafe hunting environment (52% agree, 27% disagree)
4. There would be too many hunters afield during the shotgun seasons (37% agree, 30% disagree)

Figure 6.4 The use of additional rifles during shotgun (firearm) seasons (positive)

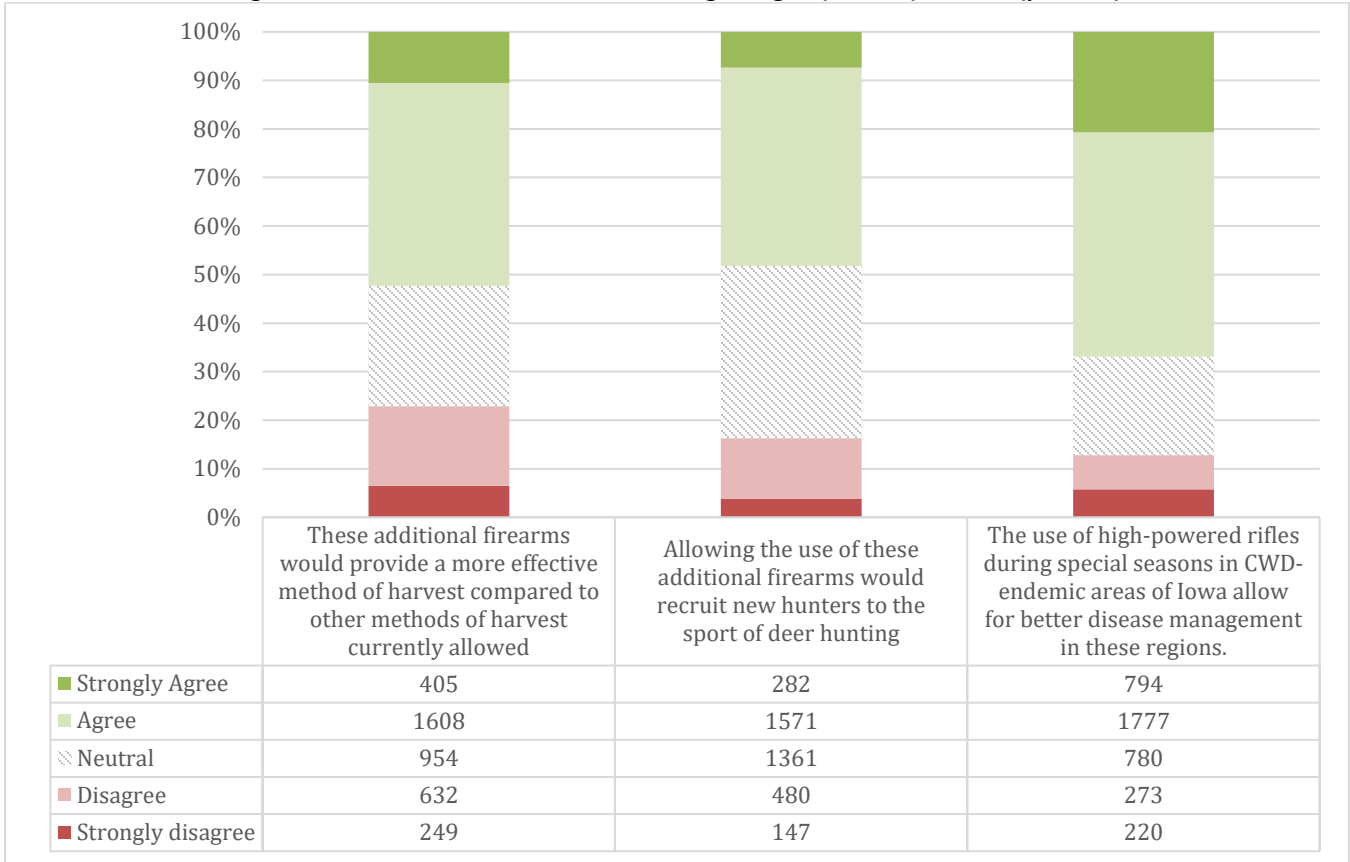
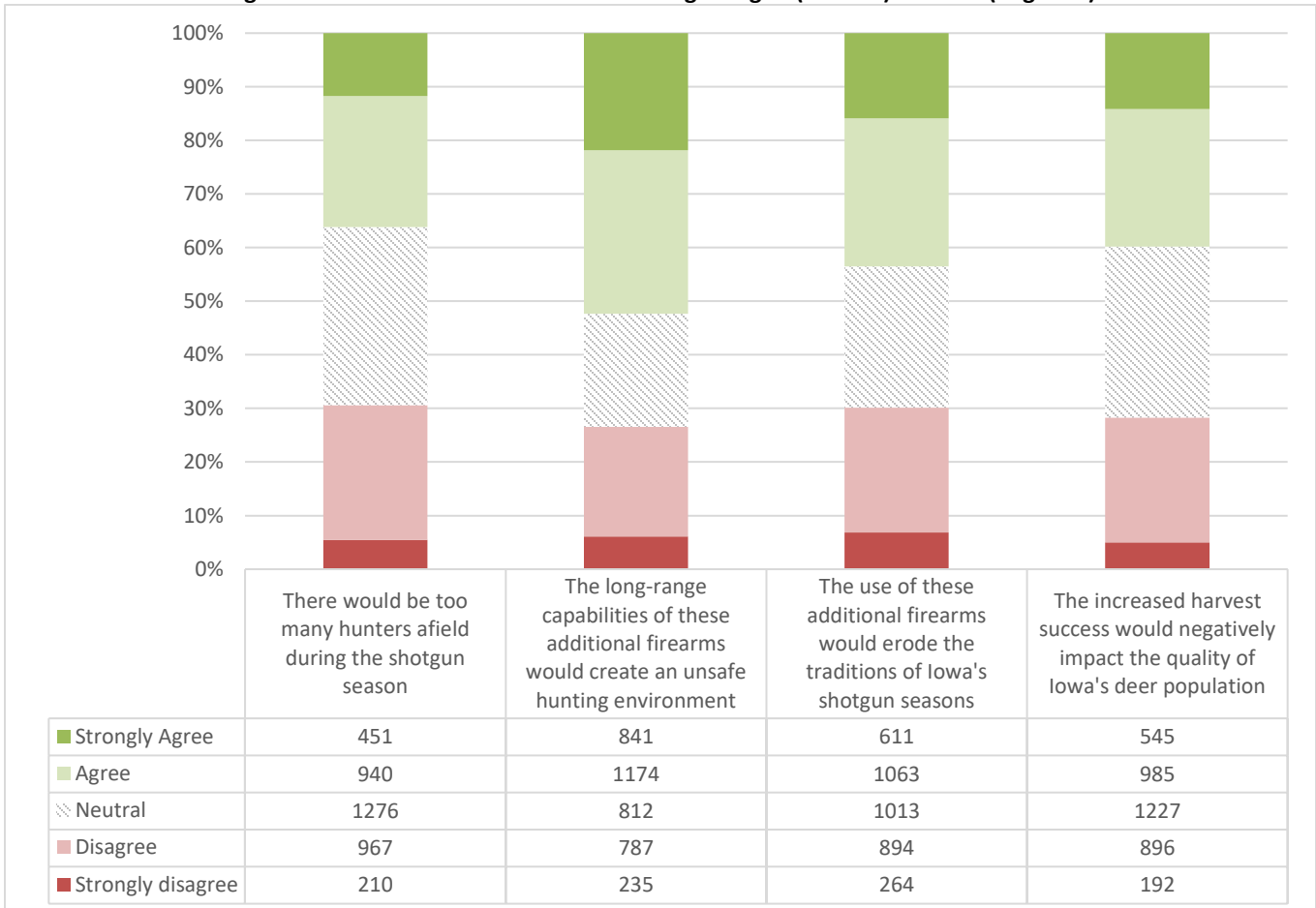


Figure 6.5 The use of additional rifles during shotgun (firearm) seasons (negative)



Trail Cameras

A majority of respondents (60%) indicated that they have used a trail camera in the last 5 years.

Table 6.1 If you used a trail camera in the last 5 years, which activities have you used a trail camera for?

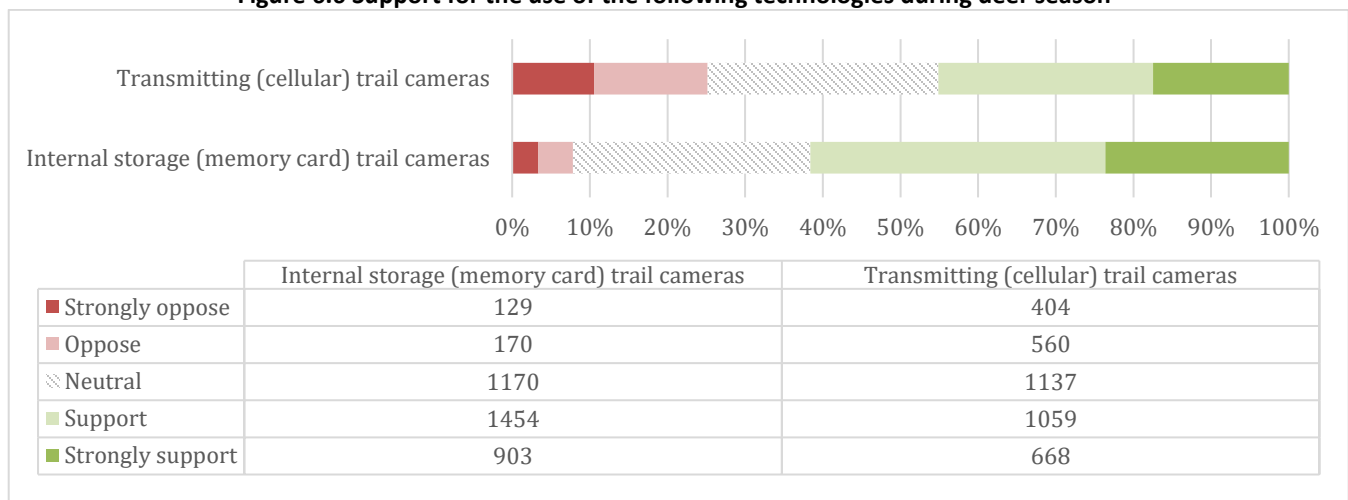
Response	N	% ¹
Scouting	1920	82.8
Wildlife viewing	1459	62.9
Hunting	1199	51.7
Property security	1148	49.5

¹Total exceeds 100% due to respondents selecting more than one response

We asked respondents to indicate their level of support for the following:

1. The use of transmitting (cellular) trail cameras during deer season (45% support, 25% oppose)
2. The use of internal storage (memory card) trail cameras during deer season (61% support, 8% oppose)

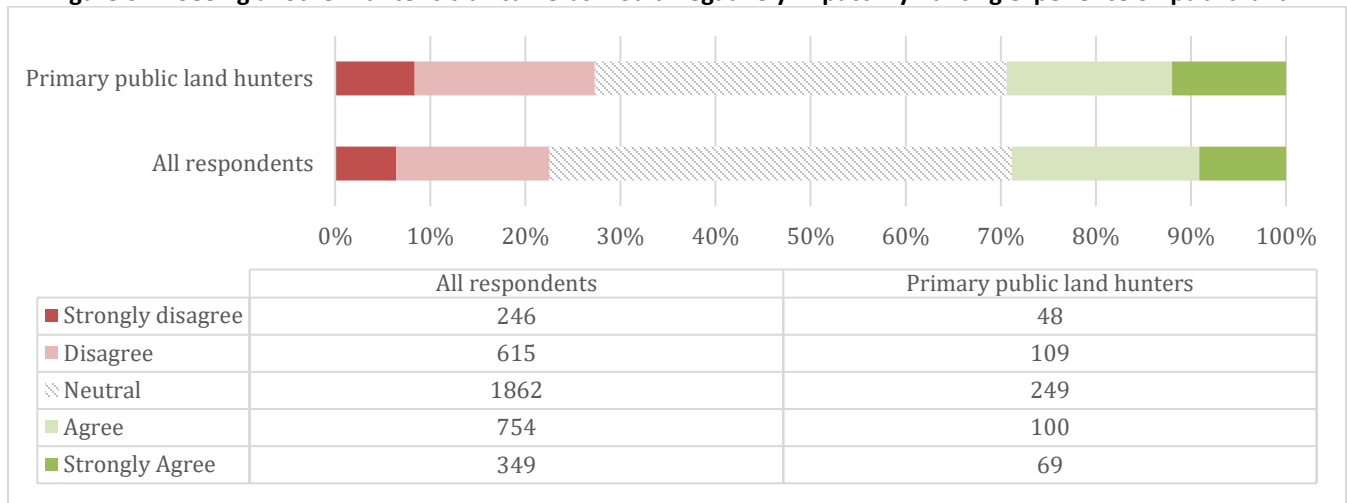
Figure 6.6 Support for the use of the following technologies during deer season



We asked respondents to indicate their level of agreement with the following statement: “Seeing another hunter’s trail camera would negatively impact my hunting experience on public land”

1. Primary public land hunters: 30% agree, 27% disagree
2. All respondents: 29% agree, 22% disagree

Figure 6.7 “Seeing another hunter’s trail cameras would negatively impact my hunting experience on public land”



Drones

Forty-nine percent of respondents indicated support and 34% indicated opposition for prohibiting the use of drones on state-owned Wildlife Management Areas during all hunting seasons.

Table 6. 2. Please indicate your level of support for prohibiting the use of drones on state-owned Wildlife Management Areas during all hunting seasons (Sept. 1-Jan. 10).

Response	N	%
Strongly support	1151	30.1
Support	719	18.8
Neutral	647	16.9
Oppose	535	13.9
Strongly oppose	777	20.3

Night Vision/Thermal Optics

Thirty-five percent of respondents indicated support and 35% indicated opposition for the use of night-vision and thermal technology for predator hunting during the deer seasons.

Table 6.3 Please indicate your level of support for the use of both night-vision and thermal technology for predator hunting during the deer seasons.

Response	N	%
Strongly support	513	13.4
Support	821	21.4
Neutral	1161	30.3
Oppose	703	18.4
Strongly oppose	631	16.5

Air-Powered Weapons

Fourteen percent of respondents indicated support and 46% indicated opposition for the use of air-powered weapons to hunt deer in Iowa.

Table 6.4 Do you oppose or support the use of air-powered weapons (big bore air rifles, air bows, etc.) to hunt deer in Iowa?

Response	N	%
Strongly support	137	3.5
Support	394	10.2
Neutral	1553	40.4
Oppose	903	23.5
Strongly oppose	861	22.4

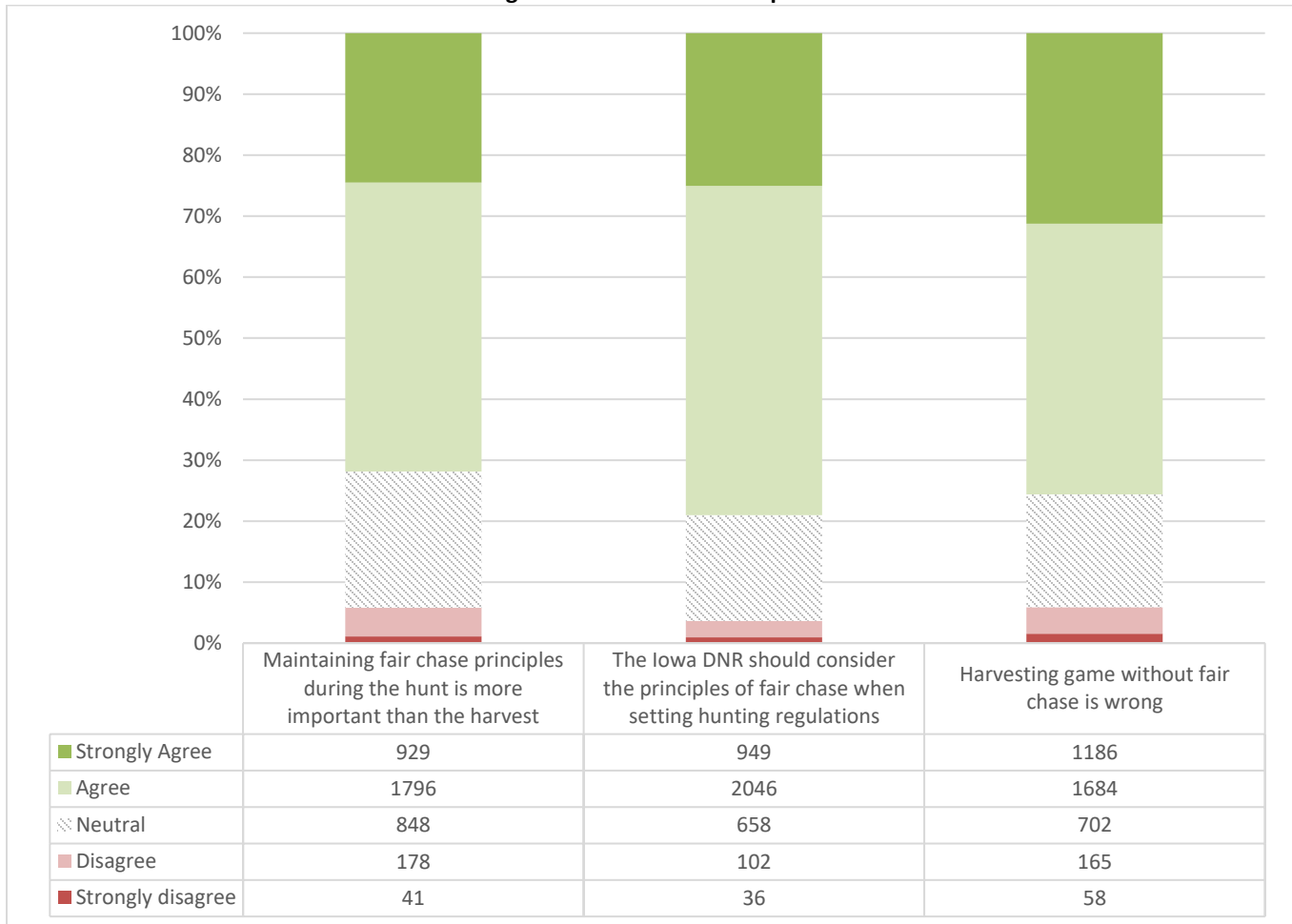
SECTION 7. FAIR CHASE

Principles

Respondents were asked to indicate their level of agreement with the following statements:

1. Maintaining fair chase principles during the hunt is more important than the harvest (72% agree, 5% disagree)
2. Iowa DNR should consider the principles of fair chase when setting hunting regulations (79% agree, 4% disagree)
3. Harvesting game without fair chase is wrong (76% agree, 6% disagree)

Figure 7.1 Fair Chase Principles

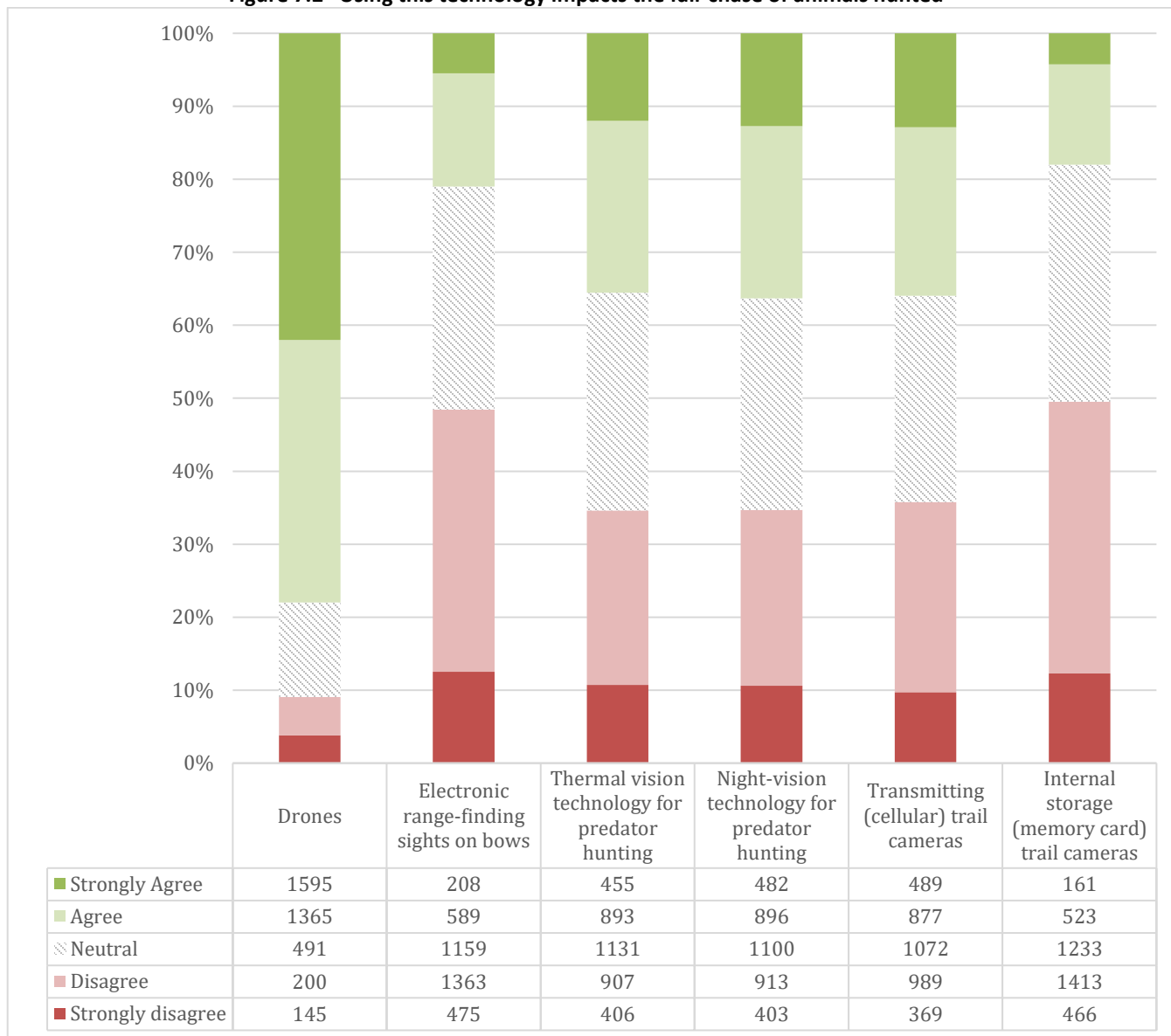


Emerging Technology

Respondents were asked to indicate their level of agreement with the following statements:

1. Using drones impacts the fair chase of animals hunted (79% agree, 9% disagree)
2. Using electronic range-finding sights on bows impacts the fair chase of animals hunted (21% agree, 49% disagree)
3. Using thermal-vision technology for predator hunting impacts the fair chase of animals hunted (36% agree, 35% disagree)
4. Using night-vision technology for predator hunting impacts the fair chase of animals hunted (37% agree, 35% disagree)
5. Using transmitting (cellular) trail cameras impacts the fair chase of animals hunted (37% agree, 36% disagree)
6. Using internal storage (memory card) trail cameras impacts the fair chase of animals hunted (18% agree, 50% disagree)

Figure 7.2 “Using this technology impacts the fair chase of animals hunted”



SECTION 8. CHRONIC WASTING DISEASE

Knowledge

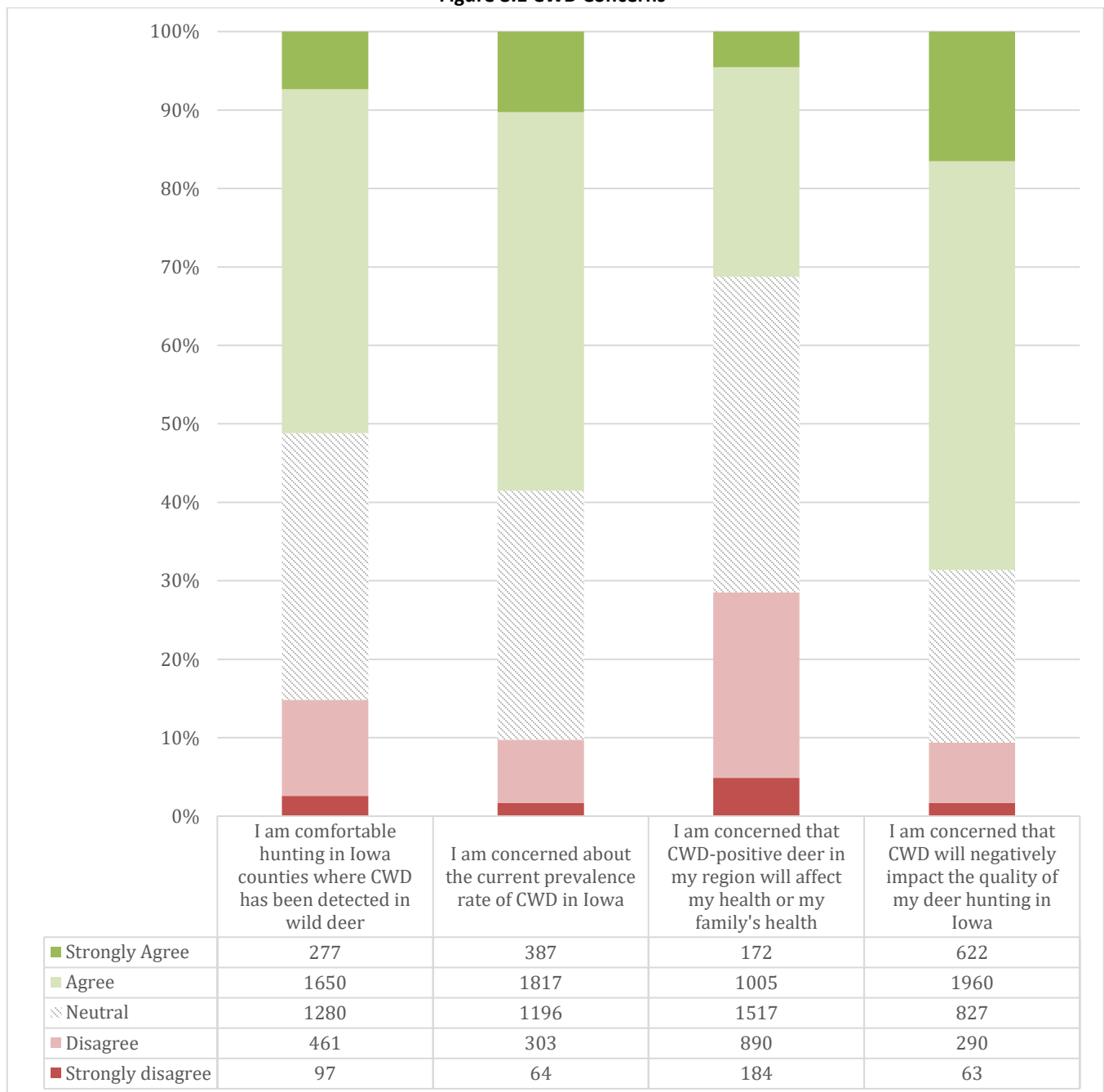
On a 7-point scale of knowledge about CWD (0 = no knowledge, 7 = extensive knowledge), respondents self-selected an average score of 4.4.

Concerns

Respondents were asked to indicate their level of agreement with the following statements:

1. I am comfortable hunting in Iowa where CWD has been detected in wild deer (51% agree, 15% disagree)
2. I am concerned about the current prevalence rate of CWD in Iowa (59% agree, 10% disagree)
3. I am concerned that CWD-positive deer in my region will affect my health or my family's health (31% agree, 29% disagree)
4. I am concerned that CWD will negatively impact the quality of deer hunting in Iowa (69% agree, 9% disagree)

Figure 8.1 CWD Concerns



Willingness to Continue Hunting

Overall, 63% of respondents indicated that they would continue to hunt deer in a CWD-positive county (i.e., a county that has detected at least one deer infected with CWD), and 8% of respondents indicated that they would no longer want to hunt deer in a CWD+ county. Generally speaking, willingness to continue hunting in a CWD+ county decreased as age category of respondent increased.

Figure 8.2 Would the discovery of CWD in a county you hunt lead you to no longer want to hunt deer in that county?

