



IOWA STATE PARKS

PRAIRIE ROSE STATE PARK

680 Rd M-47, Harlan IA 51537

Welcome to Prairie Rose State Park, one of the most attractive outdoor recreation areas in western Iowa. The 422-acre park lies in an area of scenic rolling hills. We hope you enjoy your visit.

PARK AMENITIES/POINTS OF INTEREST/THINGS TO DO

Whether you are picnicking, swimming, camping, boating, hiking or fishing, the lake provides a real focal point for all these activities. Construction of the 218-acre lake started in the late 1950s and the park was dedicated in 1962.

There are numerous picnic areas throughout the park and all offer spectacular views of the lake and opportunities for a beautiful sunset. Two picnic shelters are available to rent and both offer, water, electricity and rest rooms nearby.

The Prairie Rose beach provides swimming and sunbathing fun for young and old. A playground area is located near the beach.

There are two campgrounds in the park. The east campground has several sites, all electric and some with full hook-ups. There is a modern shower and restroom facility, playground, basketball and horseshoe courts, and dump station. The west campground has quite a few sites with electrical hook-ups and horseshoe pits.

Two camping cabins offer another overnight option for park visitors. Each has heat/AC, microwave, dorm-size fridge, dining table and chairs, 2 sets of bunk beds with a twin mattress over a full mattress, picnic table and fire ring, and a water hydrant, pit latrine and courtesy dock nearby. The cabins, like the campsites, may be reserved online.

Prairie Rose is a great family fishing lake. The lake provides excellent bass, channel catfish, bluegill and crappie fishing from boat or shoreline. Fishing jetties aid in shoreline access. There are two fish cleaning stations located on the lake for anglers' convenience and two boat ramps for easy access to the lake.

Approximately 7 miles of trails weave throughout the park. All the trails are open for hiking, biking, snowmobiling and cross-country skiing. The trails are great places to observe a variety of plants and wildlife. There are several areas of restored prairie along the trails.

SPECIAL PARK RULES

Any size boat motor is welcome on the lake, but must be run at "no-wake" speeds. Pick up the rules/regulations booklet for more information on general park rules.

LOCAL EVENTS/ATTRACTIONS

Each June, the town of Walnut hosts an antique festival that draws people from around the country. Every Saturday the Shelby County Speedway offers stock car races.

LOCAL CONTACT INFORMATION

Park Office: 712-773-2701

Park Manager: Beth Collins

















Park Technician: Vianca Milian

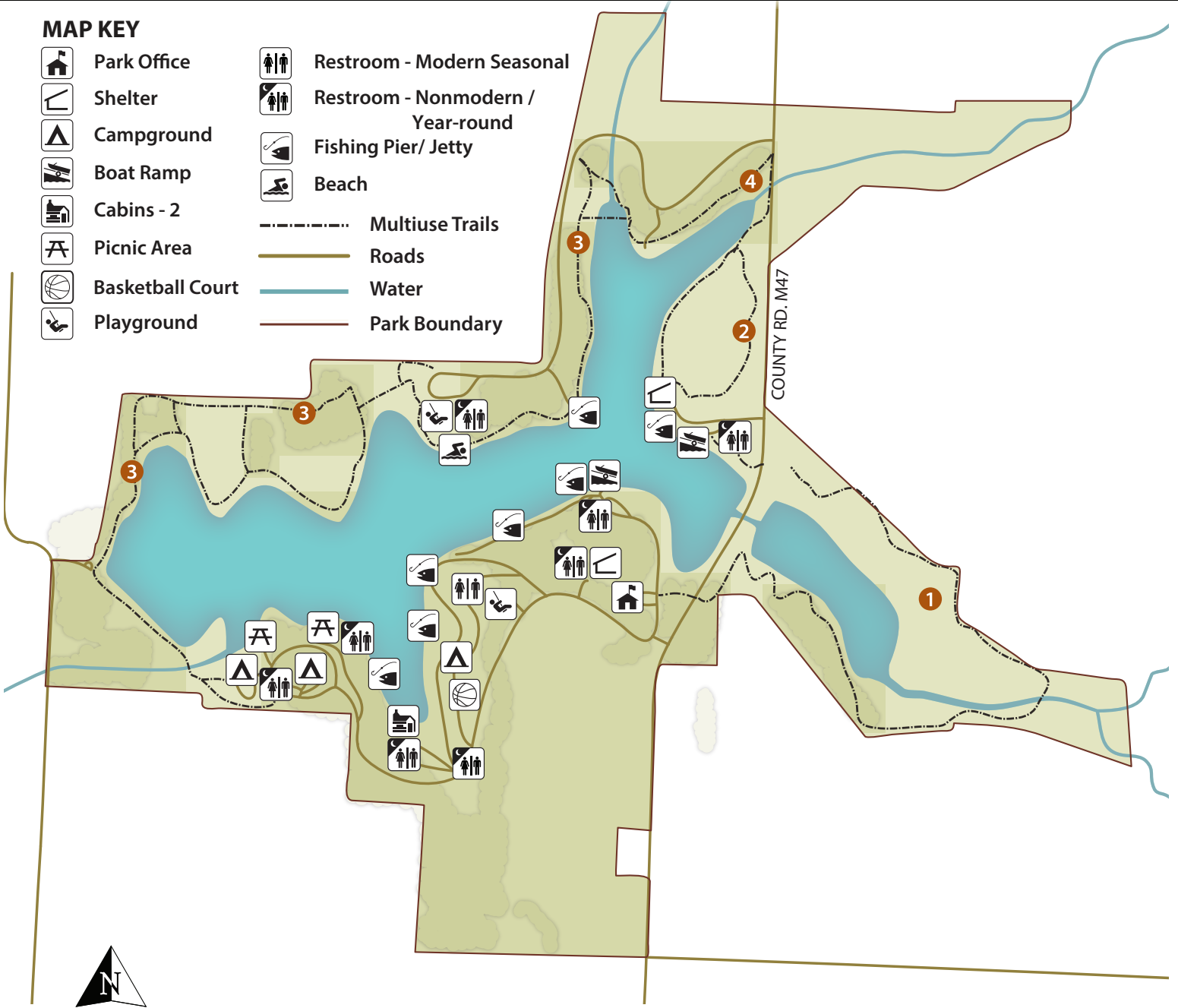
For emergencies, please call 911.

SEVERE WEATHER

Prairie Rose does not have a designated shelter. In case of severe weather, visitors may take cover in the shower building. For local weather updates, tune to 105.3 FM or TV channels 3, 6 or 7. You are in Shelby County.

MAP KEY

-  Park Office
-  Shelter
-  Campground
-  Boat Ramp
-  Cabins - 2
-  Picnic Area
-  Basketball Court
-  Playground
-  Restroom - Modern Seasonal
-  Restroom - Nonmodern / Year-round
-  Fishing Pier/ Jetty
-  Beach
-  Multiuse Trails
-  Roads
-  Water
-  Park Boundary



TRAIL INFORMATION

| Trail Name | Trail Activity | Length | Level of Difficulty | Estimated Hike Time |
|-----------------|---|---------|---------------------|---------------------|
| 1 East | Hiking, Cross-country Skiing, Snowmobiling, Mountain Biking | 1.6 mi. | Moderate | 40-50 min. |
| 2 North Shelter | Hiking, Cross-country Skiing, Snowmobiling, Mountain Biking | 1.0 mi. | Easy | 15-20 min. |
| 3 Beach | Hiking, Cross-country Skiing, Snowmobiling, Mountain Biking | 2.4 mi. | Moderate | 1-1.5 hr. |
| 4 Boardwalk | Hiking, Cross-country Skiing, Snowmobiling, Mountain Biking | 1.0 mi. | Easy | 15-20 min. |

Walking times are figured at a rate of 2 mph.
www.iowadnr.gov/Places-to-Go/State-Parks