

IOWA ANNUAL REPORT 2018



Thermostat Recycling®
CORPORATION

TABLE OF CONTENTS

| | |
|--|----|
| Thermostat Recycling Corporation Governance (at close of 2018) | 3 |
| Thermostat Recycling Corporation Board Members | 3 |
| Thermostat Recycling Corporation Dues Paying Members | 3 |
| Thermostat Recycling Corporation Employees | 3 |
| We Share the Good News – 2018 Was an Exceptional Year | 4 |
| IOWA | 7 |
| 2018 Collections and Evaluation | 7 |
| 2018 Collections by Brand | 32 |
| 2018 Accounting of the Program Expenses | 34 |
| 2018 Education and Outreach | 35 |
| 2019 Program Modifications | 52 |
| Contact Information | 54 |
| Appendices | 55 |

THERMOSTAT RECYCLING CORPORATION GOVERNANCE (AT CLOSE OF 2018)

Thermostat Recycling Corporation Board Members

Dan O'Donnell (Chairman)
Honeywell Home

John Sartain (Vice-Chairman)
Emerson Technologies (White Rodgers)

Rob Munin (Treasurer)
Johnson Controls

Loretta Damron (Secretary)
STLPC Corporation (representing the liability of Lux Products Corporation)

Thermostat Recycling Corporation Dues Paying Members

| | | |
|---------------------------|---------------------------|--|
| Bard Manufacturing | Burnham Holdings | Carrier Corporation |
| ecobee Inc. | Empire Comfort Systems | General Electric |
| ITT | Lennox International Inc. | Nest Labs |
| Nortek Global HVAC, LLC | Rheem Manufacturing | Johnson Controls Inc. |
| TPI Corporation | Trane Residential Systems | White-Rodgers (Emerson) |
| Valliant | W.W. Grainger | Chromalox |
| Climate Master, Inc. | Crane Company | Goodman Global |
| Honeywell Home | Hunter Fan Company | STLPC Corporation (representing the liability of Lux Products Corporation) |
| Marley-Wylain Company | McQuay International | Schneider Electric (Invensys) |
| Sears Holding Corporation | Taco Comfort Solutions | Uponor |

Thermostat Recycling Corporation Employees

Ryan Kiscaden
Executive Director

Danielle Myers
Operations and Compliance Manager

WE SHARE THE GOOD NEWS – 2018 WAS AN EXCEPTIONAL YEAR

As I began writing the 2018 annual reports, it dawned on me how much activity the program accomplished in the last year. Even as legacy mercury thermostats became less prevalent, the program continued to work in new and interesting ways to keep collecting these units. Not surprisingly, the replacement of HVACR equipment continued to be the leading indicator to mercury thermostat replacement. But there has been a remarkable shift occurring with energy efficiency programs. We have been the direct beneficiary of smart thermostat's rapid user adoption and utility programs which encourage thermostat replacements. In some cases, thermostats are being replaced prior to the death of the HVACR system they control. This replacement activity couldn't have been predicted several years ago.

Looking ahead, I anticipate that the program will continue to fulfill Iowa statutory requirements, agreements and other arrangements for regulatory and legislative compliance. But we will target mercury thermostat collections at utility energy efficiency programs while simultaneously maintaining the HVAC industry collections. We will do both hand-in-hand with the regulatory community.

IT'S ALL ABOUT (NEW) MARKETING

The message around the importance of properly disposing mercury-containing devices is really an old message, and it's hard to keep redressing up the same thing. The awareness is always there, but we don't want to become noise by marketing too much, which is a challenge any recycler faces.

One of our enhancements was to create the "Ten Bin Club," which publicly identifies members every month who have sent us 10 bins since they joined TRC. In 2018, we had 68 companies who qualified for this unique accomplishment. In addition, we had 22 who returned their twentieth bin during our twentieth year. For the visually oriented, we created a wallpaper advertising theme that explains what we do, too. It's the kind of retro artwork that continues to highlight the T87 mercury-containing thermostat as one of the most iconic brands in the last century.

In the utility space, TRC issued a letter (in conjunction with the Air Conditioning and Cooling Contractors of America) to utility stakeholders on the importance of collecting mercury-containing

thermostats while developing, deploying and incentivizing thermostat replacement programs. Our letter demonstrated our intent and commitment and offered suggestions related to future incentive practices. We also made progress and will continue to strive toward a memorandum of understanding with the federal Environmental Protection Agency's *Smart Sectors*¹ program.

We also put a timestamp on an important day. October 24th was the day of TRC's founding twenty years prior. The day served as a mouthpiece of awareness. While recycling the devices is important, it's just as important that consumers and contractors don't treat thermostats like other household waste, such as batteries and paint. We are really excited to now have the national day, and it's really a pretty significant thing for our membership to celebrate into the future.

This past year, we incorporated Tableau software (an add-on to our Salesforce database) for immediate updates on our results. This technology helps in our marketing efforts and targeting using business intelligence tools such as GIS mapping. We established auto-emails to collection locations which provide timely contact and also added real-time data on the TRC website which we trained users through a video on our YouTube channel. We also gave special attention to search engine optimization. It's simple, if we drive up our position on search engines, with Google as the primary target, TRC is more likely among the first choices for people searching for recycling thermostats.

RELATIONSHIPS STILL MATTER

We say it hundreds of times during the year because it's true: Relationships matter. No man, woman, or organization is an island to themselves. A building block of our success certainly has been our relationships with our financial supporters but also finding unanimity on industry issues. For example, we are working with the Product Stewardship Institute on their U.S. Dept. of Agriculture grant again and continued attending joint EPR Executive Director group meetings which share programmatic best practices.

We continued as active participants with trade associations and added new partnerships such as the Midwest Energy Efficiency Alliance, the Northeast Energy Efficiency Partnerships and recently the Air Conditioning Association of New England. Additionally, our seasoned government relations

¹ a partnership that provides a platform to collaborate with regulated sectors and develop sensible approaches that better protect the environment and public health

consultant, Tom Murray, gave a well-received presentation at the federal EPA's Energy Star products partner meeting.

One thing I'm very proud of is that TRC contributed \$5,000 to the Fort Washington Business Alliance, where we are headquartered. TRC also sponsored the Polar Bear International's "Thermostat Setback Challenge." This event, held every Feb. 27, "*drew attention to the challenges polar bears face in a warming Arctic climate —and how we can help.*" We used both these vehicles to communicate our positioning as a consciousness nonprofit citizen to our neighbors, schools and businesses. These activities demonstrate our engagement with a range of organizations that have disparate individual goals. Yet all of us are united in a collective effort with the goal of ensuring that our environment is safe.

Please enjoy this year's annual report. If you should have any questions, please feel free to contact us.



A handwritten signature in black ink, appearing to read "Ryan L Kiscaden".

Ryan L Kiscaden
Executive Director, Thermostat Recycling Corporation

IOWA

2018 Collections and Evaluation

The following analytical report details the annual program performance for mercury thermostat collection in the state of Iowa in 2018. A few of the program highlights for 2018 are included below:

- In 2018 the program **collected 15.9 lbs. of mercury** in Iowa. Since 2000, the annual quantity of mercury collected in Iowa has an average of 19.1 lbs.
- The program collected **1,832 whole thermostats in 2018**. This was a 35% decrease over the number of thermostats collected in 2017. Since 2000, the average thermostat count per year is 2,302.
- The **number of whole thermostats collected per bin in 2018 was 35 thermostats**, a decrease from 52 in 2017.
- The counties with the most bins and thermostats returned in 2018 were **Scott County (7 bins, 458 thermostats)**, **Polk County (7 bins, 307 thermostats)**, and **Black Hawk County (7 bins, 236 thermostats)**.
- In 2018, **32% of the partner locations returned at least one bin**.
- **A total of 163 ‘Miss You’ calls were placed. No site visits were completed in 2018.** The “Miss You” calls resulted in a positive relationship of activity to bin returns.
- In addition to 1,832 whole thermostats, **351 loose switches were collected, bringing the total number of “thermostat equivalents” returned in 2018 to 2,157**, a decrease of 34% from 2017.

Section 1: Program Analytics

Section 1 of this report examines the annual performance of the thermostat collection recycling program in terms of bins, thermostats, and mercury collected as well as the year-over-year progression of the program. On average, the program has collected 19.1 lbs. of mercury and 2,302 whole thermostats per year since 2000. In 2018, the program collected 15.9 lbs. of mercury from 1,832 thermostats and 351 loose switches. Figure 1 displays the total number of bins, the total number of thermostats, and the quantity of mercury collected in the Iowa since the beginning of the program.

Figure 1 - Program Performance Over Time

| Year | Number Bins | Number Thermostats | Mercury (Lb) |
|----------------|-------------|--------------------|--------------|
| 2000 | 12 | 1,343 | 10.4 |
| 2001 | 11 | 1,082 | 8.5 |
| 2002 | 17 | 1,815 | 14.0 |
| 2003 | 20 | 2,065 | 17.8 |
| 2004 | 22 | 2,293 | 18.6 |
| 2005 | 16 | 1,696 | 14.0 |
| 2006 | 28 | 2,853 | 24.4 |
| 2007 | 19 | 1,735 | 13.9 |
| 2008 | 15 | 1,536 | 12.7 |
| 2009 | 31 | 2,983 | 27.1 |
| 2010 | 28 | 2,225 | 18.9 |
| 2011 | 49 | 3,850 | 31.6 |
| 2012 | 42 | 2,454 | 20.7 |
| 2013 | 36 | 3,038 | 26.5 |
| 2014 | 44 | 2,884 | 24.5 |
| 2015 | 63 | 2,795 | 21.3 |
| 2016 | 49 | 2,098 | 18.5 |
| 2017 | 61 | 3,152 | 24.5 |
| 2018 | 53 | 1,832 | 15.9 |
| Total | 616 | 43,729 | 363.8 |
| Average | 32 | 2,302 | 19.1 |

Figure 2 displays the number of bins collected in the Iowa since the initiation of the collection program, as well as the total number of bins collected in the U.S. over the same period. The number of bins collected in Iowa has generally increased from 2000 to 2011. In 2014, bin returns increased again, peaking with highest number of bins returned in 2015 with 63 bins.



The 15.9 lbs. of mercury collected in Iowa in 2018 was 35% lower than the 24.5 lbs. collected in 2017. Figure 3 displays the quantity of mercury collected in the Iowa over time as well as the annual percent change in the Iowa and nationally.

Figure 3 - Quantity (Lb) of Mercury Collected in Program and Annual Changes to Iowa and Nationally

| Year | Mercury (Lb) | % Change Iowa | % Change Nationally |
|---------|--------------|---------------|---------------------|
| 2000 | 10.4 | 72% | |
| 2001 | 8.5 | -19% | 89% |
| 2002 | 14.0 | 65% | 14% |
| 2003 | 17.8 | 27% | 11% |
| 2004 | 18.6 | 4% | 17% |
| 2005 | 14.0 | -25% | 11% |
| 2006 | 24.4 | 74% | 32% |
| 2007 | 13.9 | -43% | 2% |
| 2008 | 12.7 | -9% | 16% |
| 2009 | 27.1 | 114% | 16% |
| 2010 | 18.9 | -30% | 26% |
| 2011 | 31.6 | 67% | 4% |
| 2012 | 20.7 | -34% | -5% |
| 2013 | 26.5 | 28% | -5% |
| 2014 | 24.5 | -8% | 13% |
| 2015 | 21.3 | -13% | -1% |
| 2016 | 18.5 | -13% | -15% |
| 2017 | 24.5 | 32% | -7% |
| 2018 | 15.9 | -35% | -42% |
| Average | 19.1 | | |

Iowa collected 1,832 thermostats in 2018. This was a 34% decrease over the number of thermostats collected in 2017. Figure 4 displays the total number of thermostats collected in the Iowa and nationally, and Figure 5 shares the underlying data as well as the calculated annual percent change.

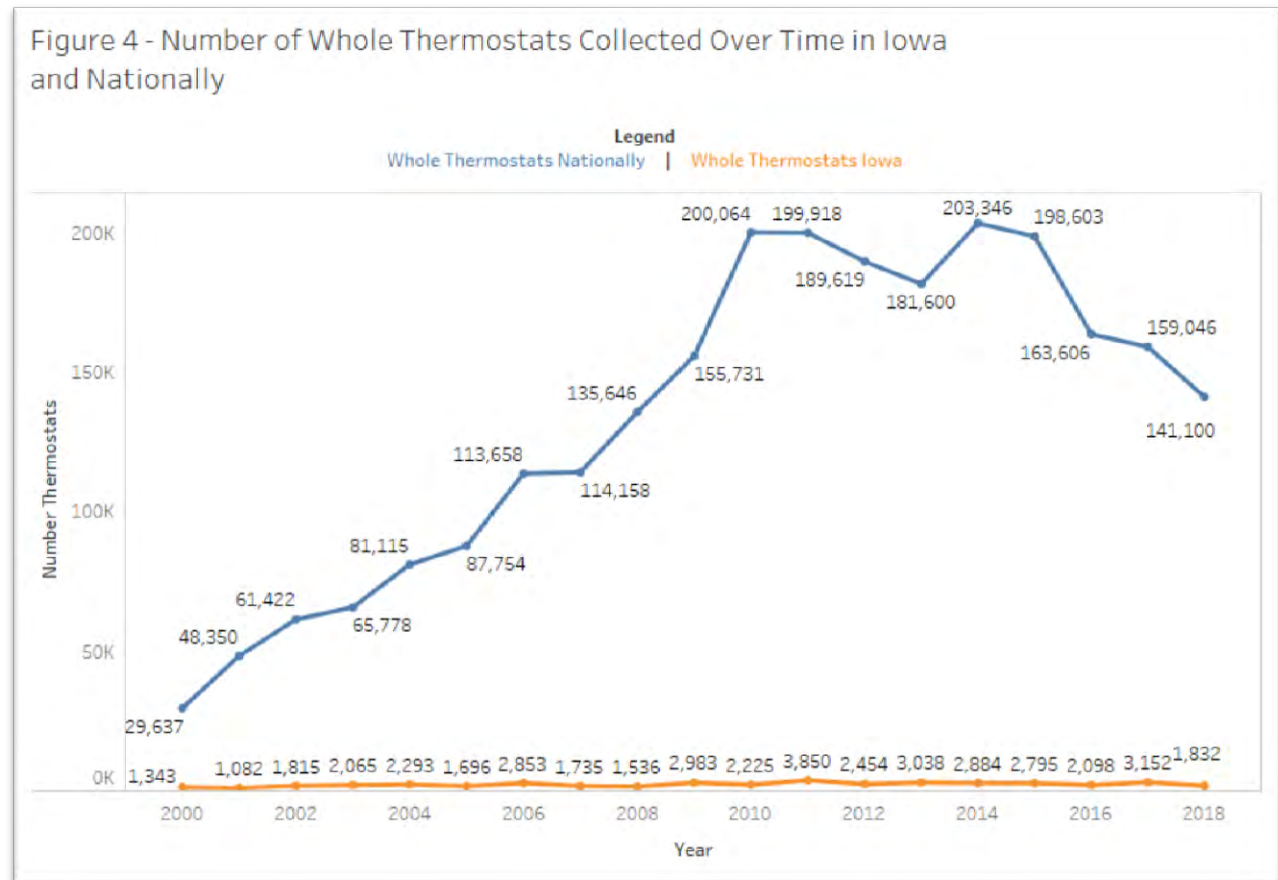
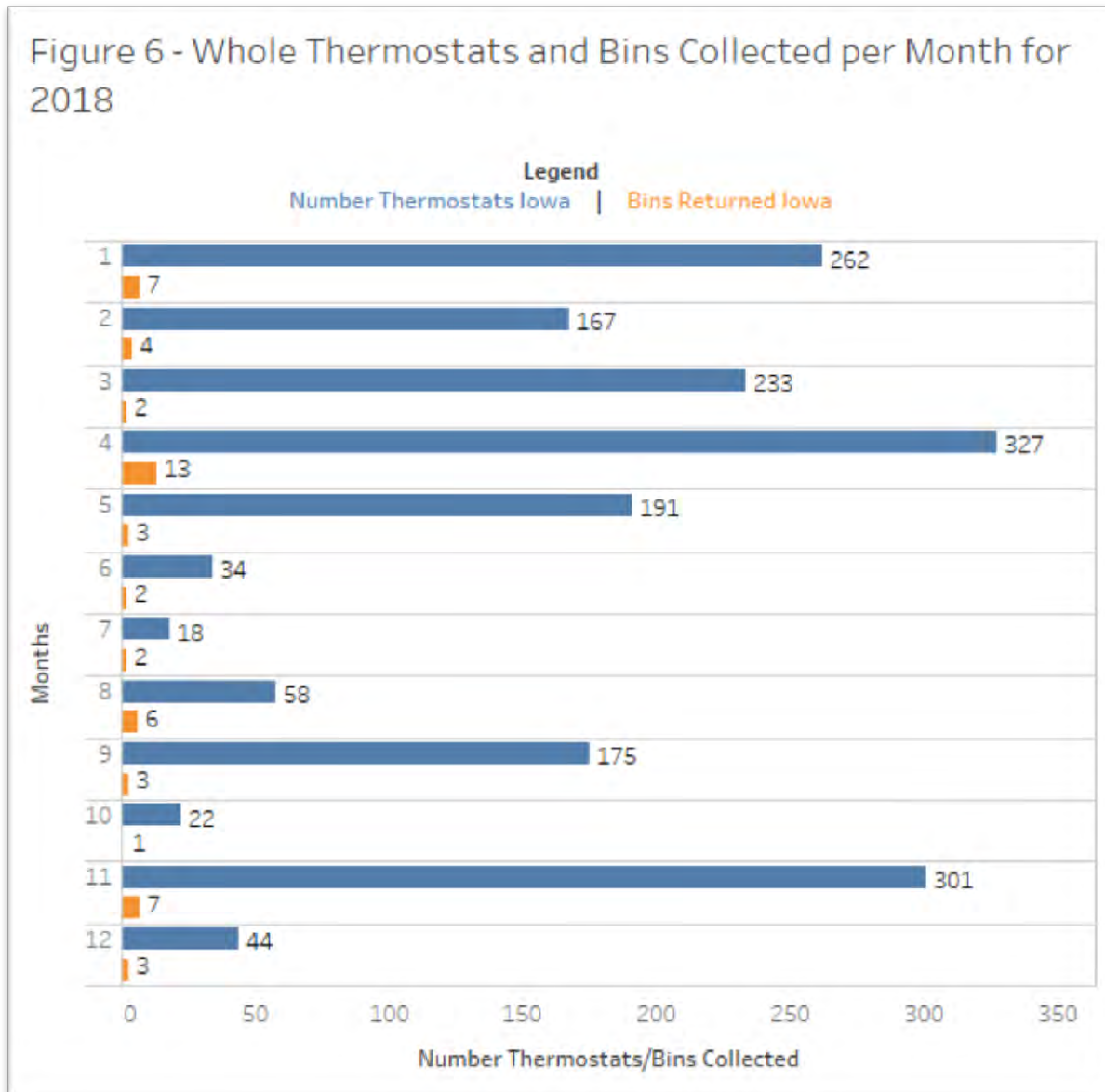


Figure 5 - Whole Thermostats Collected in Iowa and Nationally Over Time and Annual Percent Change

| Year | Number Thermostats Iowa | % Change Iowa | % Change Nationally |
|---------|-------------------------|---------------|---------------------|
| 2000 | 1,343 | 76% | |
| 2001 | 1,082 | -19% | 63% |
| 2002 | 1,815 | 68% | 27% |
| 2003 | 2,065 | 14% | 7% |
| 2004 | 2,293 | 11% | 23% |
| 2005 | 1,696 | -26% | 8% |
| 2006 | 2,853 | 68% | 30% |
| 2007 | 1,735 | -39% | 0% |
| 2008 | 1,536 | -11% | 19% |
| 2009 | 2,983 | 94% | 15% |
| 2010 | 2,225 | -25% | 28% |
| 2011 | 3,850 | 73% | 0% |
| 2012 | 2,454 | -36% | -5% |
| 2013 | 3,038 | 24% | -4% |
| 2014 | 2,884 | -5% | 12% |
| 2015 | 2,795 | -3% | -2% |
| 2016 | 2,098 | -25% | -18% |
| 2017 | 3,152 | 50% | -3% |
| 2018 | 1,832 | -42% | -11% |
| Average | 2,302 | | |

Figure 6 displays the monthly distribution of bins and thermostats collected in the Iowa in 2018. The months with the greatest number of thermostats returned were April (327 thermostats, 13 bins), and November (301 thermostats, 7 bins). The month with the greatest number of bins returned was April (13 bins). Conversely, the months with the least activity in 2018 were July and October.



The highest number of thermostats per bin returned occurred in March (116.5 thermostats per bin). Figure 7 shows the average number of thermostats per bin returned per month for the year.

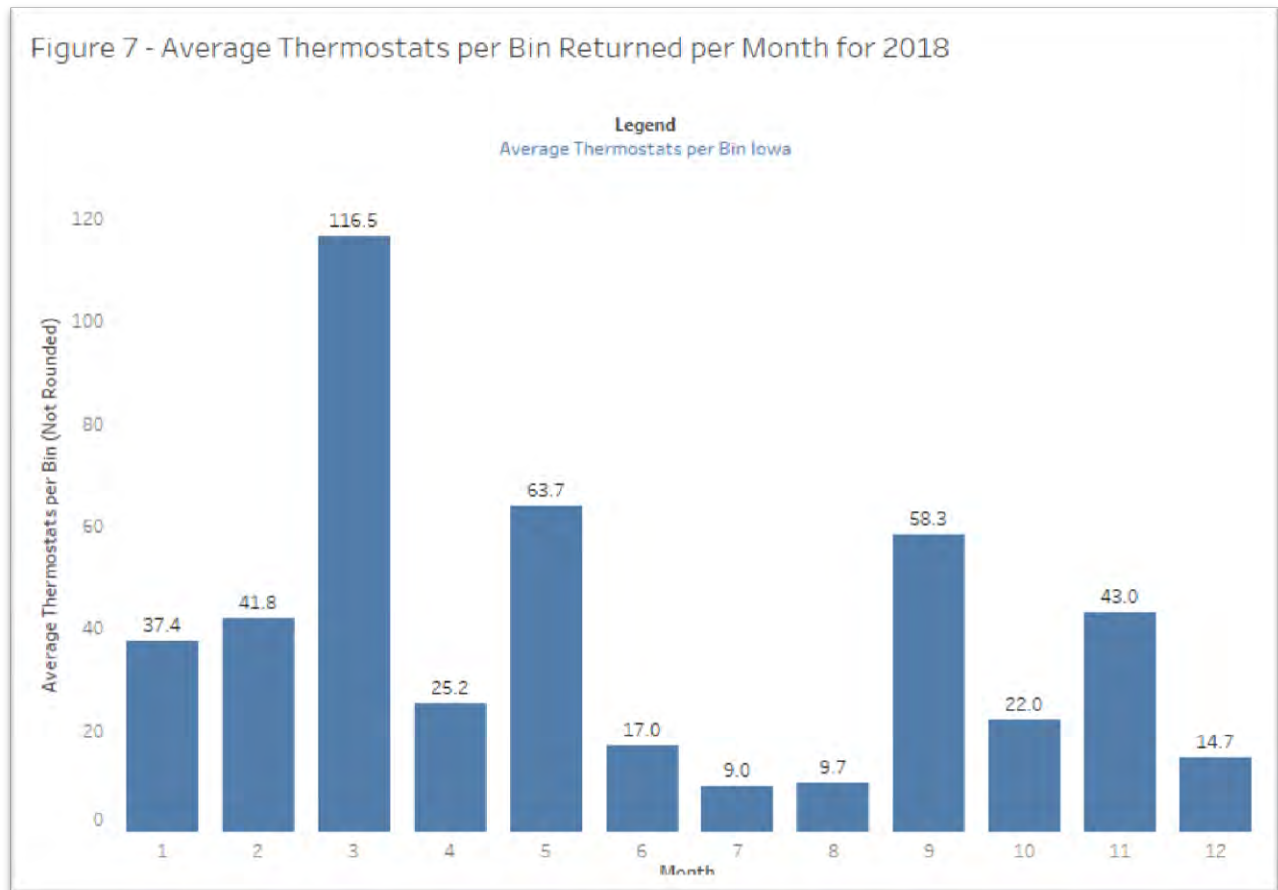


Figure 8 displays the average number of thermostats returned per bin in the Iowa and in the U.S. since the beginning of the Iowa program. Nationally, the number of thermostats per bin has been decreasing annually since 2000. In Iowa a similar pattern is observed, with the exception of a few years. The number of thermostats per bin in 2018 (35 thermostats per bin avg.) decreased from 2017 (52 thermostats per bin avg.).

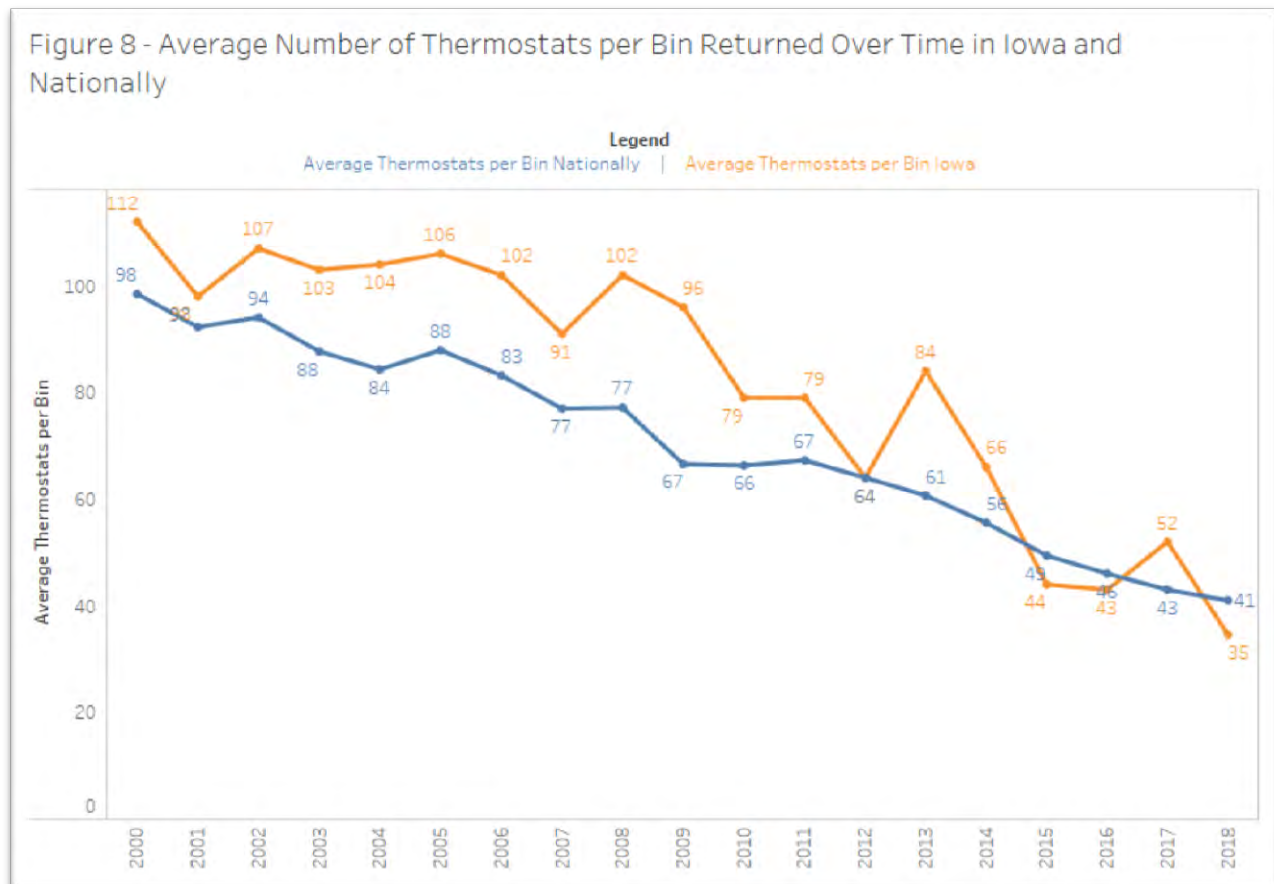
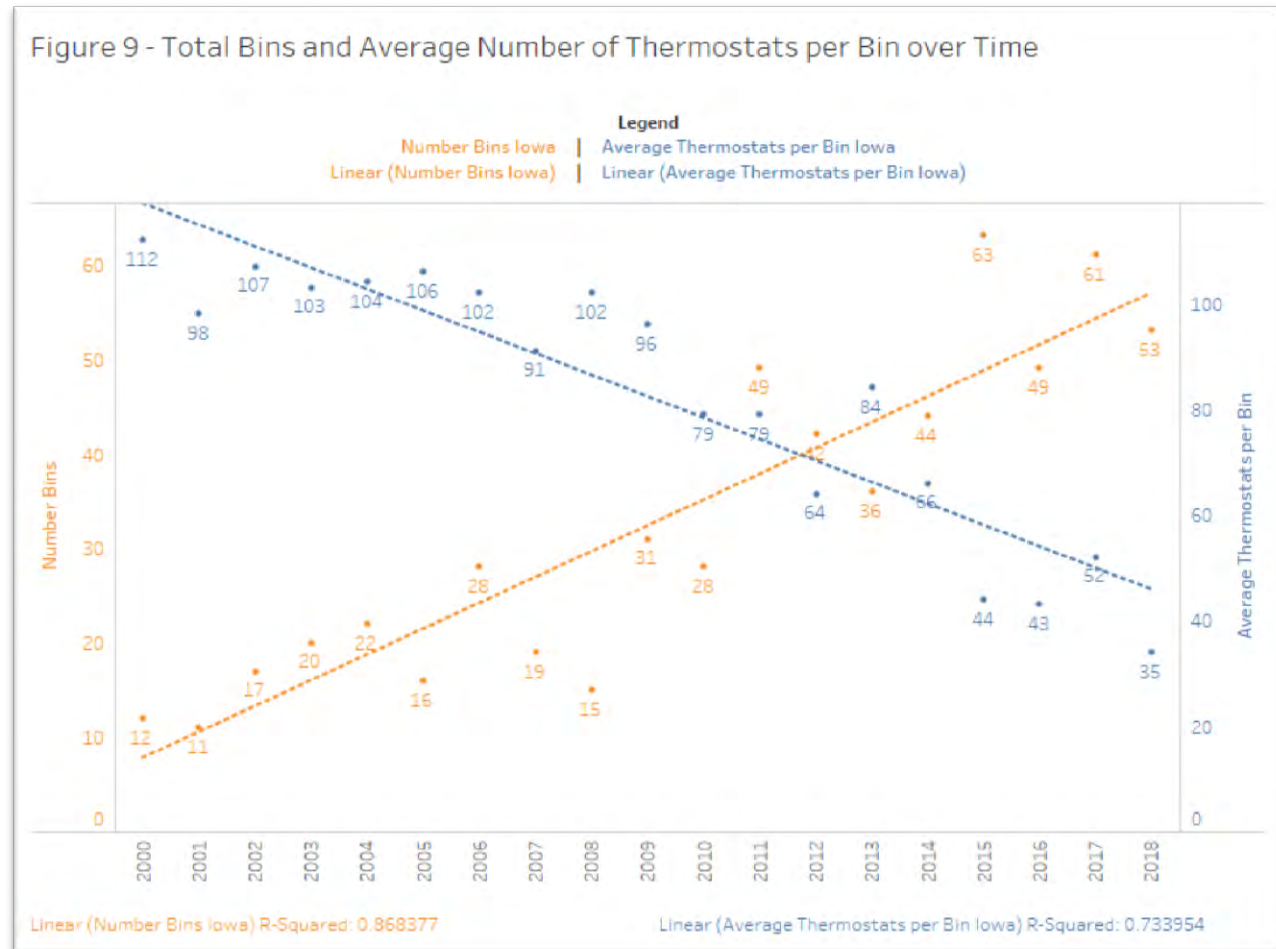


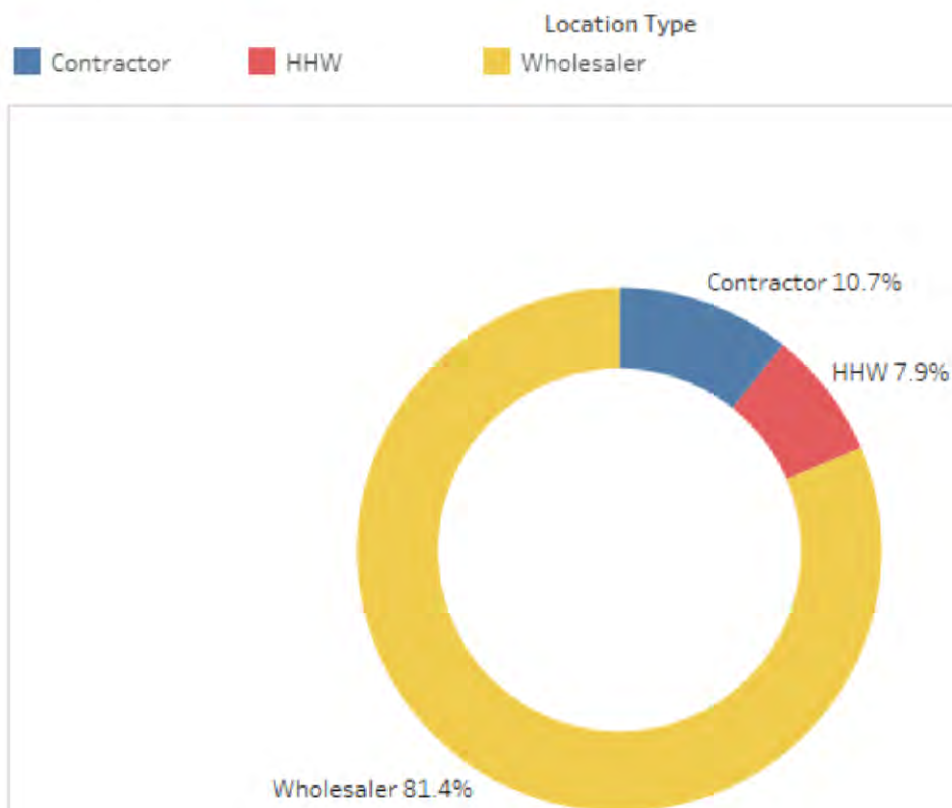
Figure 9 plots the total bins returned over time along with the average number of thermostats per bin over the same period. In general, the number of bins returned in Iowa increased steadily from 2000 to 2018. A negative correlation has been identified between the number of bins returned and the number of thermostats per bin.



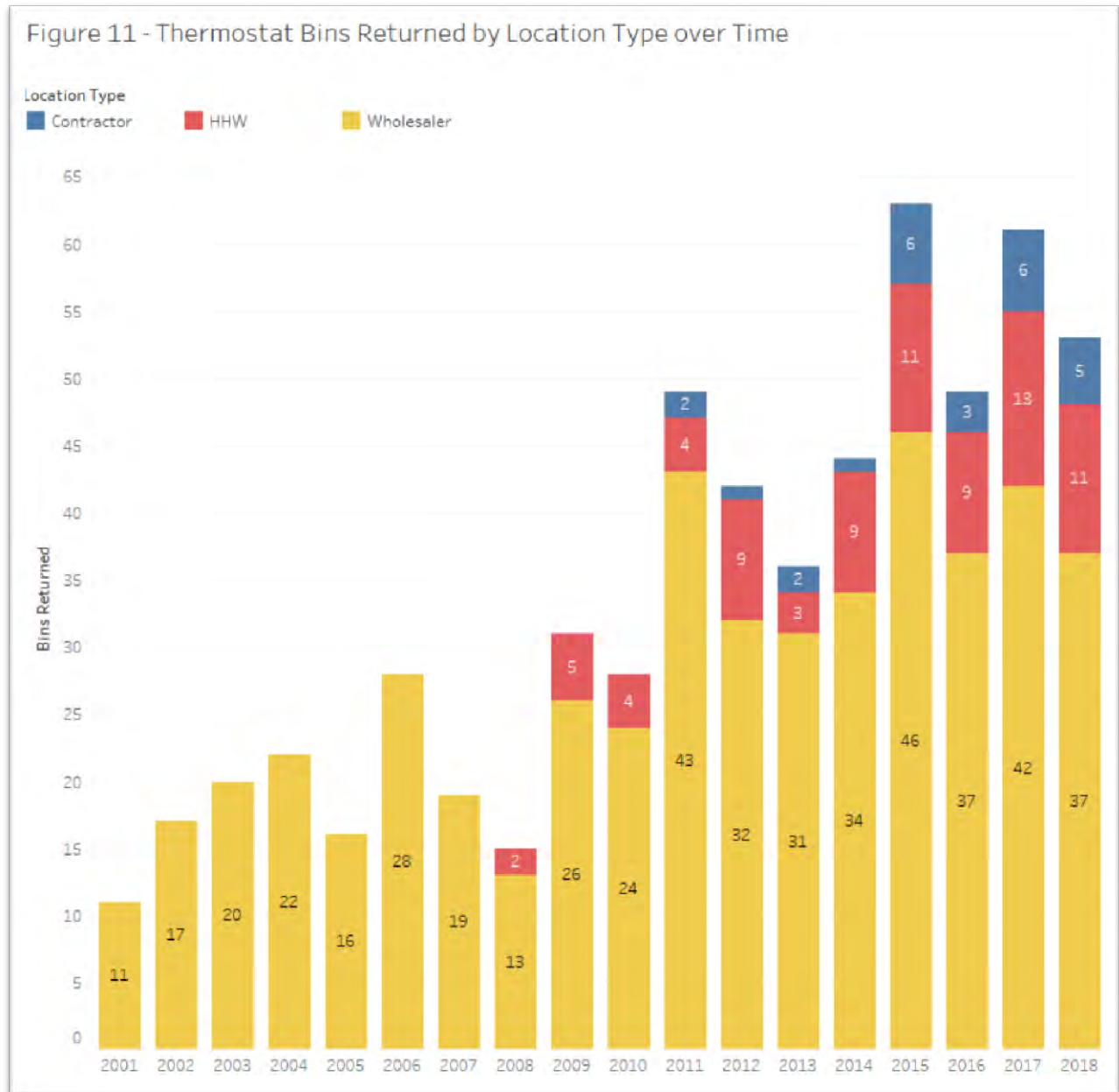
SECTION 2: Channel Partner Analysis

Section 2 of the report examines the partner locations in more detail. Most thermostats collected in the Iowa were through wholesalers (81.4%) with the majority of remaining thermostats collected by contractors (10.7%). Figure 10 shows the distribution of thermostats collected by location type in 2018.

Figure 10 - Thermostats Collected by Location Type in 2018



The number of bins returned in 2018 decreased from 2017 levels across all location types. Wholesalers decreased to 37 from 42 bins. Figure 11 displays the change in the number of bins returned by thermostat collection type over time in the Iowa.



In 2018, 32% of Iowa locations possessing a collection bin sent back at least one bin for recycling. The distribution is displayed in Figure 12.

Figure 12 - Percentage of Locations Returning a Bin in 2018

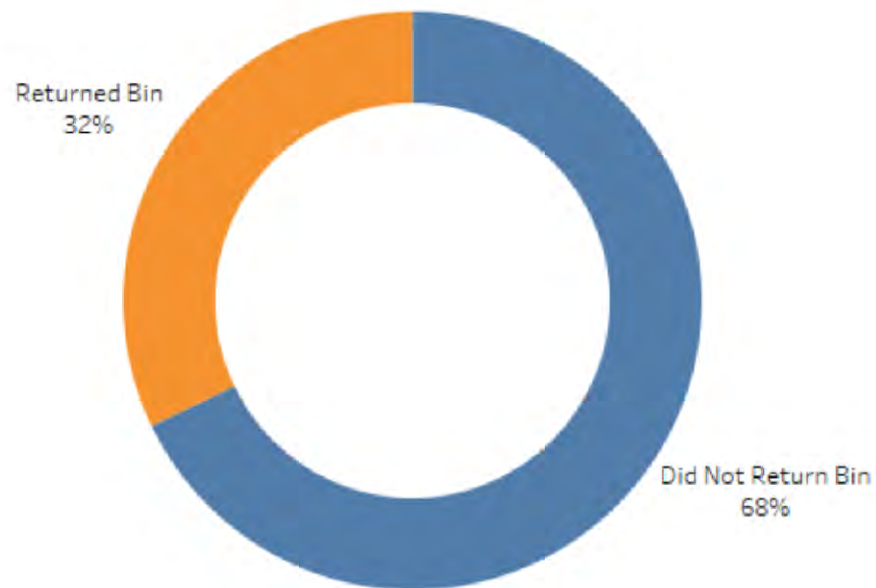


Figure 13 displays the total bins and thermostats returned by county in 2018. An analysis of the top performing counties revealed that Scott County (7 bins, 458 thermostats), Polk County (7 bins, 307 thermostats), and Black Hawk County (7 bins, 236 thermostats) returned the greatest number of bins and thermostats in 2018.

Figure 13 - Bins Returned and Total Thermostats Returned 2018 by County

| | Number Thermostats | Number Bins |
|---------------|--------------------|-------------|
| Scott | 458 | 7 |
| Polk | 307 | 7 |
| Black Hawk | 236 | 7 |
| Pottawattamie | 190 | 4 |
| Linn | 133 | 8 |
| Woodbury | 105 | 3 |
| Dickinson | 101 | 1 |
| Story | 64 | 1 |
| Clay | 23 | 3 |
| Butler | 14 | 1 |
| Johnson | 9 | 1 |
| Carroll | 7 | 1 |
| Des Moines | 3 | 1 |
| Dallas | 1 | 1 |

TRC partner Johnstone Supply (722 thermostats) returned the highest number of thermostats in Iowa in 2018, followed by Dennis Supply Co (256 thermostats) and Gustave A. Larson (178 thermostats). Apart from these locations, 5 program partners returned more than 50 thermostats each. Figure 14 displays the top performers in terms of total thermostats returned in 2018.

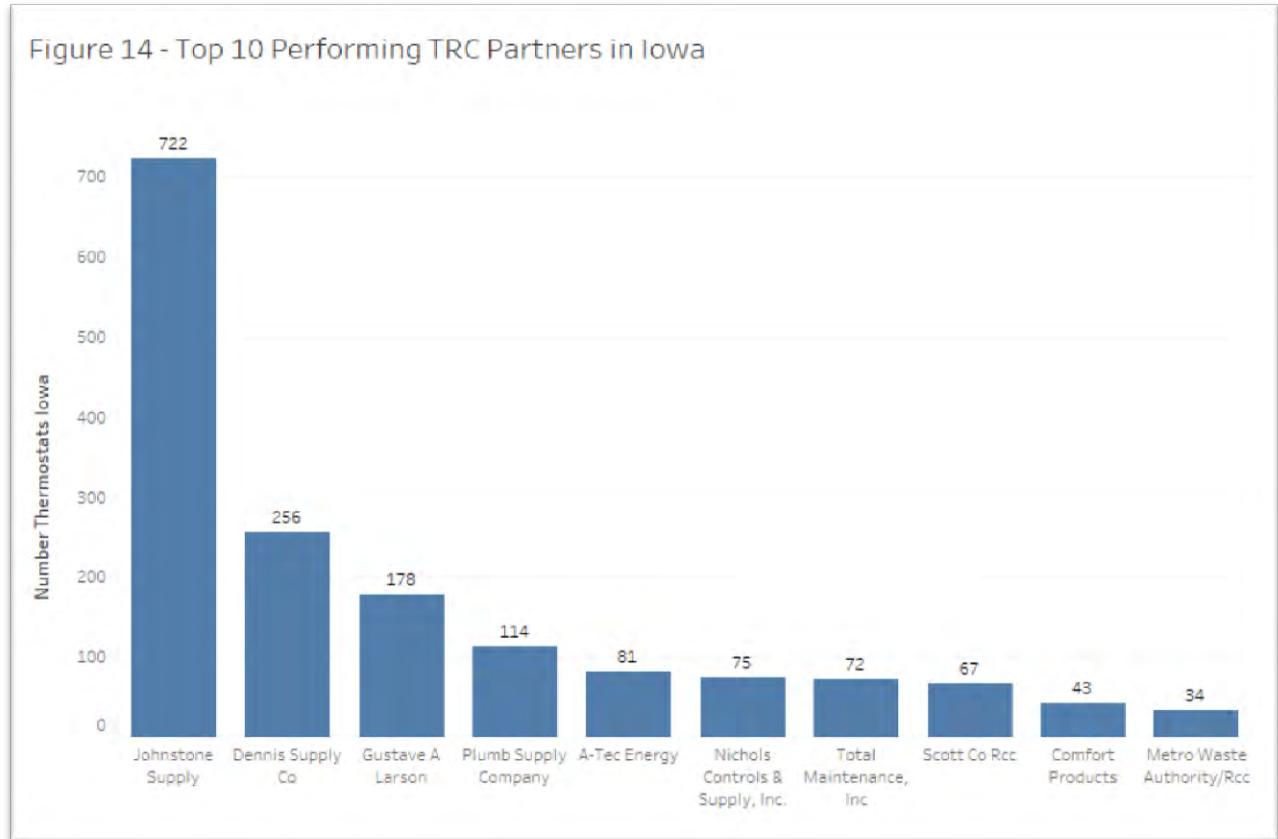


Figure 15 includes the top performers for 2018 by each of the following categories: total bins returned, total thermostats returned, and average number of thermostats per bin.

Figure 15 - Top 10 Performing Partners by Total Bins, Total Thermostats, and Average Thermostats per Bin

| | Number Thermostats | Number Bins | Average Thermostats per Bin |
|---------------------------------|--------------------|-------------|-----------------------------|
| Johnstone Supply | 722 | 8 | 90 |
| Dennis Supply Co | 256 | 4 | 64 |
| Gustave A Larson | 178 | 3 | 59 |
| Plumb Supply Company | 114 | 3 | 38 |
| A-Tec Energy | 81 | 1 | 81 |
| Nichols Controls & Supply, Inc. | 75 | 1 | 75 |
| Total Maintenance, Inc | 72 | 1 | 72 |
| Scott Co Rcc | 67 | 1 | 67 |
| Comfort Products | 43 | 1 | 43 |
| Metro Waste Authority/Rcc | 34 | 1 | 34 |

TRC conducted several activities in 2018 to increase the number of bins and thermostats returned in the Iowa. These activities included site visits and 'miss you' calls to collection locations that may not have returned a bin recently. In 2018, no site visits were conducted in Iowa, and a total of 163 'miss you' calls were placed. Figure 16 displays the relationship between the number of site visits per month, the bins returned per month, and the number of thermostats (in 100's) returned per month. In 2018, there was a positive correlation between activities performed and the number of bins returned.

Figure 16 - Relationship Between Site Visits and Bins and Thermostats Returned Per Month in 2018

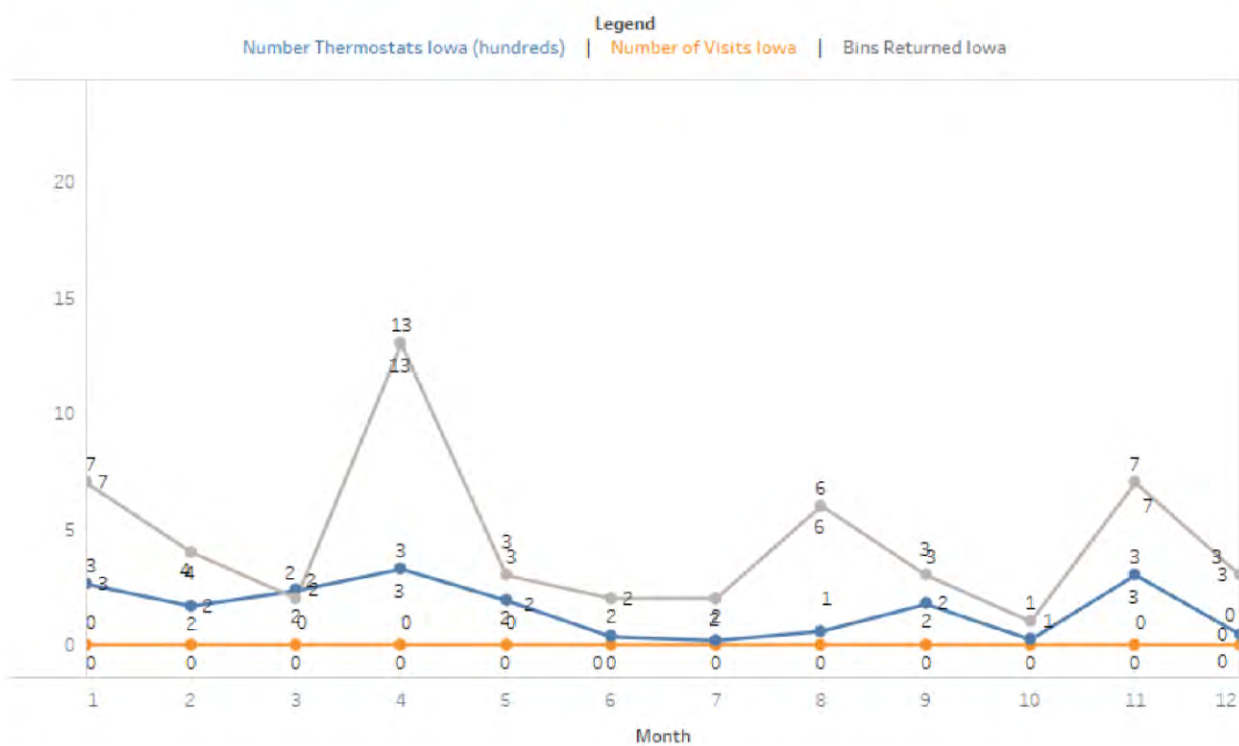


Figure 17 displays the relationship between the number of calls per month, the bins returned per month and the number of thermostats (by 100's) returned per month. Calls were placed in the months of March, July, and November.

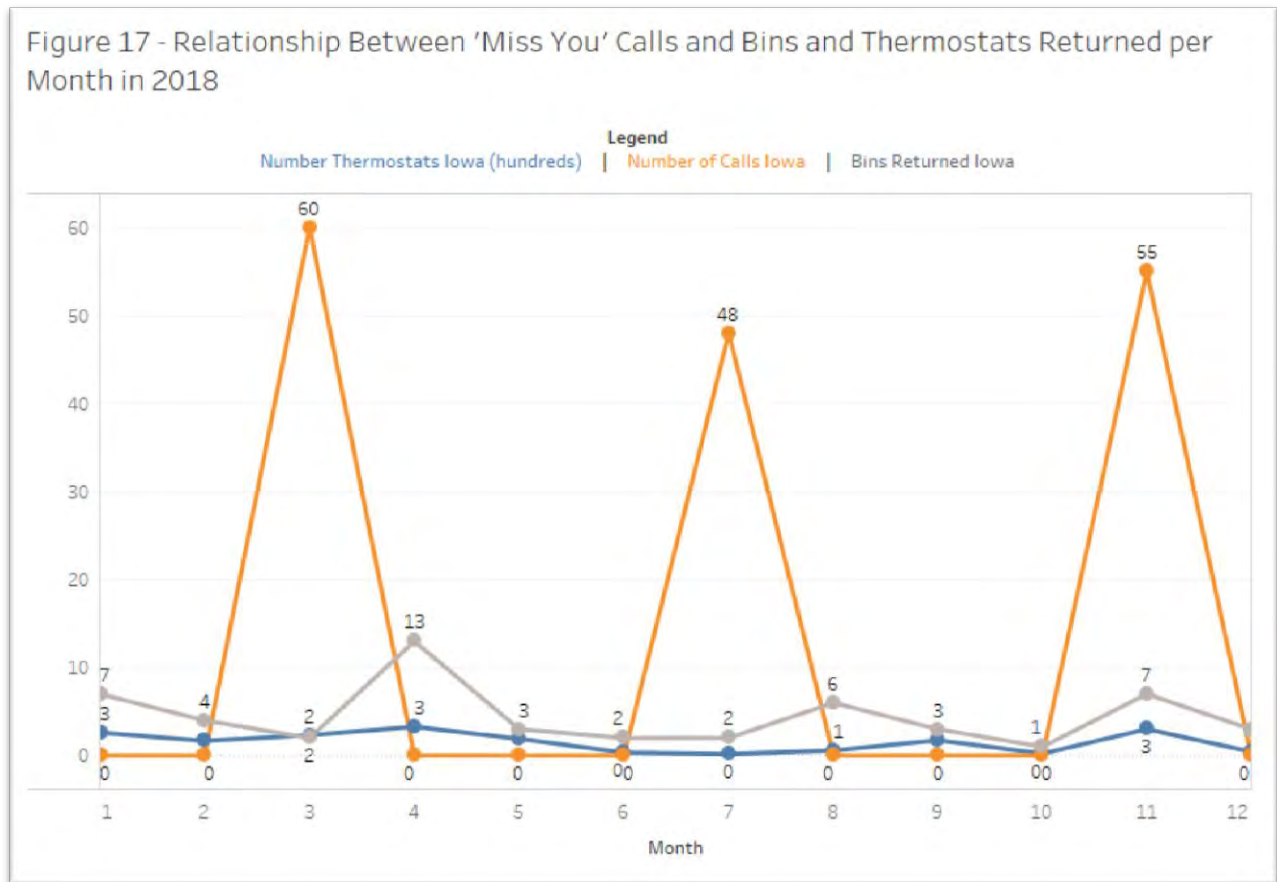


Figure 18 examines the return rates of four groups (if applicable) – locations that did not receive a call or visit, locations that received at least one visit, locations that received at least one call, and locations that received both a call and visit. The rate of active participation (which refers to locations that returned at least one bin) in 2018 was 37% for locations that did not receive either a visit and call, but 26% for called locations.

Figure 18 - Percent Change in Bins and Thermostat Returns for Locations that Received a Visit or Call Over Locations that did not Receive Either

| | No Visit No Call | Call |
|--|------------------|-------|
| Number of Locations | 46 | 68 |
| Rate of Active Participation* | 37% | 26% |
| Bins per Participating Location | 1.12 | 1.17 |
| Thermostats per Participating Location | 57 | 34 |
| Thermostats per Bin | 51.00 | 29.19 |

* Locations that returned one or more bins during 2018.

SECTION 3: Comparisons to National and Other States' Data

To compare how the Iowa collection partners performed in 2018, the national average for the number of bins returned per locations that returned at least one bin was calculated and compared to the Iowa average since 2012. The average number of bins does not include locations that did not return any bins in that year. It should be noted that when making comparisons each Iowa has different regulations, different mix of housing types, local policies, and incentives that may have a unique impact on returns. Overall, the average number of bins returned per location per year was lower in Iowa than the U.S. average, as shown in Figure 19.

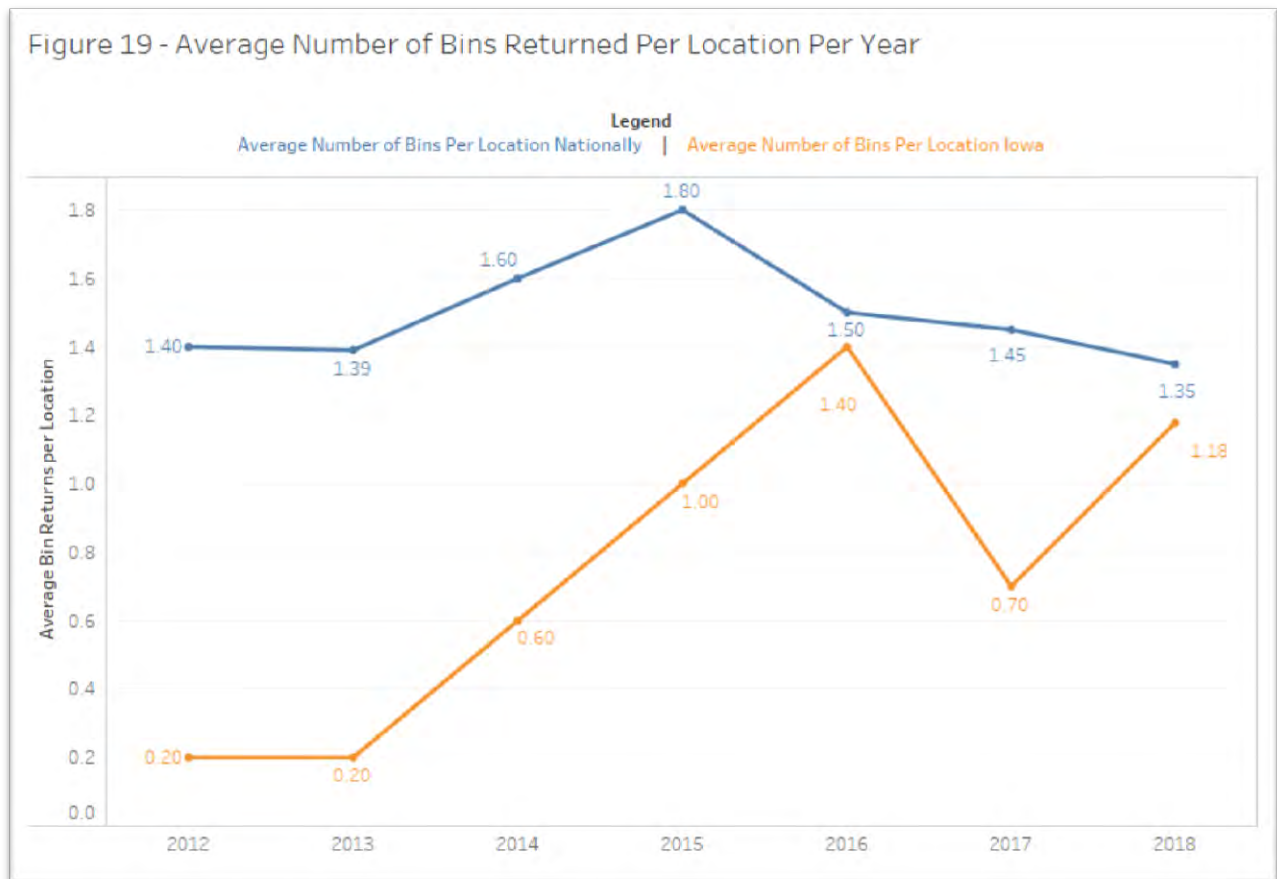


Figure 20 displays the locations in Iowa that returned more than one bin in a given year since 2015, and Figure 21 displays the top 10 partners in the U.S. over the same period in terms of the number of bins returned.

Figure 20 - Partner Locations in Iowa Returning More than 1 Bin per Last 4 Years

| 2015 | | 2017 | |
|-------------------------------|----|--|----|
| Johnstone Supply | 12 | Johnstone Supply | 15 |
| Wayne Dennis Supply Co | 6 | A-TEC Energy | 3 |
| Gustave A Larson | 5 | Heating & Cooling Supply Company | 3 |
| Comfort Products | 3 | Nichols Controls & Supply Inc | 3 |
| Plumb Supply Company | 3 | Plumb supply Company | 3 |
| Plumbing & Heating Wholesale | 3 | Waste Commission of scott County | 3 |
| Metro Waste Authority/RCC | 2 | Cedar Rapids Sheet Metal | 2 |
| Plumbers' Supply Company | 2 | Dennis Supply Co | 2 |
| united Refrigeration | 2 | Gustave A Larson | 2 |
| 2016 | | Metro Waste Authority/RCC | 2 |
| Johnstone Supply | 12 | United Refrigeration | 2 |
| Dennis Supply Co | 9 | Wayne Dennis Supply Co | 2 |
| Dubuque Supply | 2 | 2018 | |
| Nichols Controls & Supply Inc | 2 | Johnstone Supply | 8 |
| | | Dennis Supply Co | 4 |
| | | Gustave A Larson | 3 |
| | | Plumb Supply Company | 3 |
| | | Dennis Company Inc. | 2 |
| | | Ferguson | 2 |
| | | Northern Plains Regional Collection Center | 2 |
| | | Nw Iowa Area Solid Waste Agency/Rcc | 2 |
| | | Plumbing & Heating Wholesale | 2 |
| | | Wayne Dennis Supply Co | 2 |

Figure 21 - Top 10 Performing Partner Locations Nationwide in Bins Returned Last 4 Years

| 2015 | | 2017 | |
|------------------------------|-----|--|-----|
| Johnstone Supply | 519 | Johnstone Supply | 515 |
| R.E. Michel | 336 | R.E. Michel | 285 |
| Ferguson Enterprises | 184 | United Refrigeration | 192 |
| United Refrigeration | 176 | Ferguson Enterprises | 144 |
| US Air Conditioning Distri.. | 106 | Lennox Industries Inc. | 89 |
| Goodman Distribution Inc. | 70 | US Air Conditioning Distri.. | 73 |
| Gustave A Larson Company | 62 | Refrigeration Supplies Di.. | 71 |
| Refrigeration Supplies Di.. | 54 | F.W. Webb | 64 |
| Lennox Industries Inc. | 51 | Goodman Distribution Inc. | 60 |
| Baker Distributing Compa.. | 50 | Sid Harvey Industries | 52 |
| 2016 | | 2018 | |
| Johnstone Supply | 444 | Johnstone Supply | 364 |
| R.E. Michel | 292 | R. E. Michel Co. | 258 |
| United Refrigeration | 237 | United Refrigeration | 213 |
| Lennox Industries Inc. | 131 | Ferguson | 108 |
| Ferguson Enterprises | 104 | Lennox | 129 |
| US Air Conditioning Distri.. | 70 | Us Air Conditioning Distributors (USACD) | 69 |
| Ace Supply Co Inc | 66 | Watsco | 60 |
| Goodman Distribution Inc. | 66 | Wheelabrator | 74 |
| Lux Products | 54 | Sid Harvey | 50 |
| F.W. Webb | 47 | Goodman Distribution | 55 |

Figure 22 displays total percentage of locations that actively participated in the program (active participation defined as sending back at least one bin) in 2018, for all the states that mandate thermostat returns reporting as well as the U.S. national average for all states (reporting and non-reporting). In 2018, 31% of the locations in Iowa returned at least one bin compared to a national average of 33%. The highest percentage of locations returning a bin in 2018 amongst states that mandate thermostat returns reporting was Rhode Island (73%).

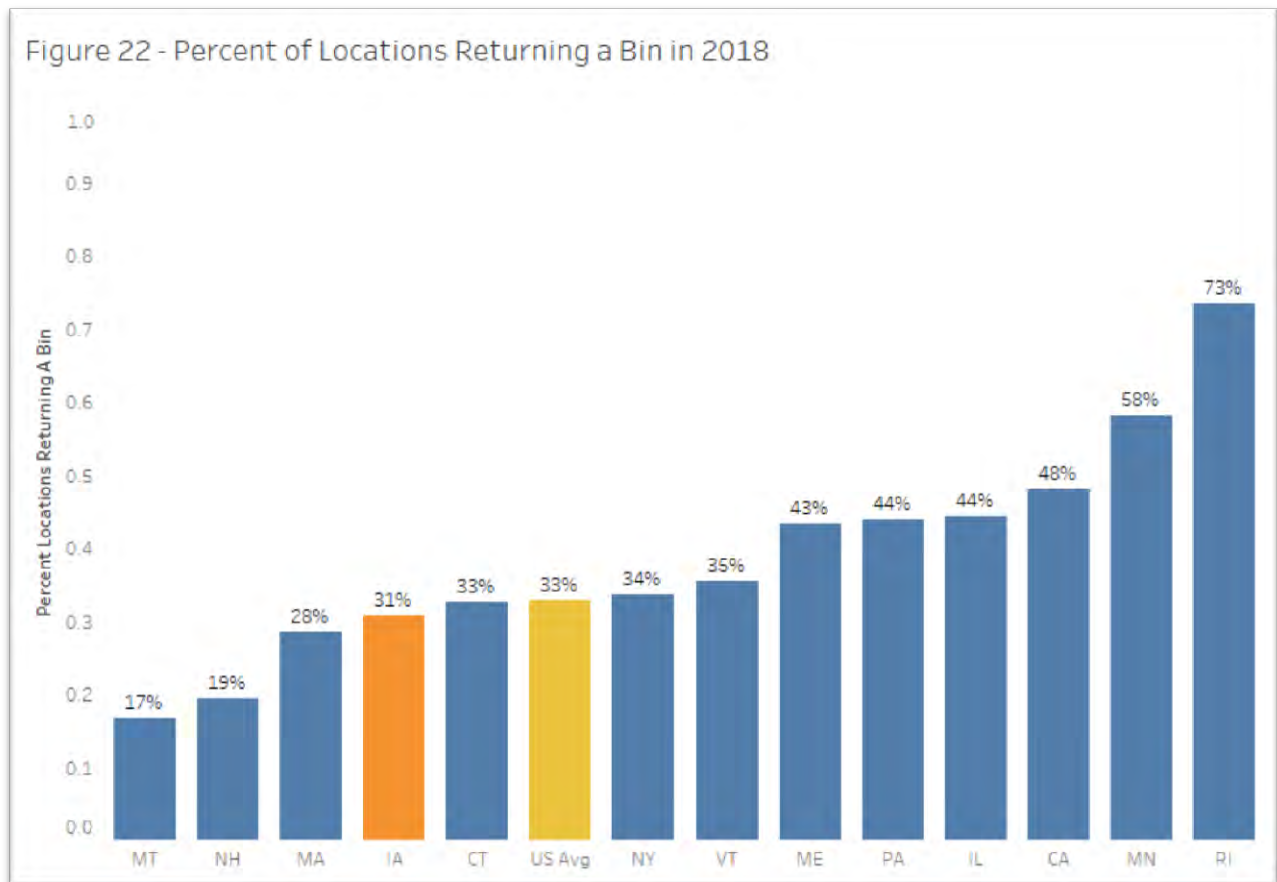


Figure 23 compares the Iowa and national rates for several analytics. These include: total whole thermostats, bins, and loose switches collected, number of thermostats collected by total locations and per actively participating locations, number of thermostats per bin returned on average, equivalent average, number of mercury thermostat equivalents returned in 2018, and finally percent change in mercury thermostat conversion from 2017 to 2018. The equivalent average is an average of the number of switches in whole thermostats collected in the Iowa, and it is used to represent and equivalent number of thermostats from returned loose switches. The thermostat equivalent number includes the totals of whole thermostats returned plus the number of thermostats estimated from loose switches. The states displayed are those that mandate thermostat returns reporting and the U.S. average is for all states that return bins (reporting and non-reporting).

Figure 23 - Comparison of States and US Average Among Several Categories

| State | Whole Thermostats | Bins | Loose Switches | Thermostats returned per total # of locations with bins | Average Thermostats per bin | Average Thermostats collected per location that returned at least one bin in 2018 | Equivalent Average | Thermostat Equivalents in 2018 | % Change over previous year |
|--------|-------------------|------|----------------|---|-----------------------------|---|--------------------|--------------------------------|-----------------------------|
| CA | 13,710 | 587 | 3,630 | 17 | 23 | 33 | 1.7600 | 15,773 | -19% |
| CT | 3,203 | 93 | 575 | 16 | 34 | 42 | 1.1000 | 3,726 | -35% |
| IA | 1,832 | 53 | 351 | 15 | 35 | 41 | 1.0800 | 2,157 | -34% |
| IL | 8,722 | 271 | 117 | 19 | 32 | 41 | 1.1700 | 8,822 | -24% |
| MA | 13,959 | 178 | 659 | 42 | 78 | 152 | 1.1400 | 14,537 | 62% |
| ME | 3,014 | 105 | 2 | 15 | 29 | 35 | 1.0400 | 3,016 | -24% |
| MN | 7,859 | 117 | 774 | 59 | 67 | 101 | 1.2700 | 8,468 | -5% |
| MT | 314 | 5 | 65 | 13 | 63 | 63 | 0.9500 | 382 | 120% |
| NH | 1,553 | 45 | 461 | 8 | 35 | 38 | 1.1700 | 1,947 | -23% |
| NY | 5,619 | 191 | 1,400 | 11 | 29 | 32 | 1.2200 | 6,767 | -17% |
| PA | 9,763 | 206 | 1,859 | 28 | 47 | 63 | 1.3400 | 11,150 | 1% |
| RI | 4,384 | 65 | 22 | 93 | 67 | 125 | 1.0700 | 4,405 | 42% |
| VT | 2,361 | 91 | 9 | 13 | 26 | 31 | 1.0800 | 2,369 | -9% |
| US Avg | 4,496 | 116 | 443 | 23 | 42 | 58 | 1.4461 | 4,817 | -20% |

Figure 24 further compares this state and national data by showing how each state ranked in each of these categories, from highest to lowest. Iowa ranked in the top half and above the U.S. average for thermostats returned per total number of locations with bins, average thermostats per bin, average thermostats collected per location that returned at least one bin in 2018, and percent change in thermostat equivalents over 2017. The states compared are those that mandate thermostat returns reporting and the U.S. average is for all states that return bins (reporting and non-reporting).

Figure 24 - Comparison of States and US Average Among Several Categories, Rankings

| | Whole Thermostats | Bins | Loose Switches | Thermostats returned per total # of locations with bins | Average Thermostats per bin | Average Thermostats collected per location that returned at least one bin in 2018 | Equivalent Average | Thermostat Equivalents in 2018 | % Change over previous year |
|----|----------------------|--------|-------------------|---|-----------------------------------|---|-----------------------|--------------------------------------|--------------------------------------|
| 1 | MA | CA | CA | RI | MA | MA | CA | CA | MT |
| 2 | CA | IL | PA | MN | MN | RI | US Avg | MA | MA |
| 3 | PA | PA | NY | MA | RI | MN | PA | PA | RI |
| 4 | IL | NY | MN | PA | MT | MT | MN | IL | PA |
| 5 | MN | MA | MA | US Avg | PA | PA | NY | MN | MN |
| 6 | NY | MN | CT | IL | US Avg | US Avg | IL | NY | VT |
| 7 | US Avg | US Avg | NH | CA | CT | CT | NH | US Avg | NY |
| 8 | RI | ME | US Avg | CT | IA | IA | MA | RI | CA |
| 9 | CT | CT | IA | IA | NH | IL | CT | CT | US Avg |
| 10 | ME | VT | IL | ME | IL | NH | IA | ME | NH |
| 11 | VT | RI | MT | MT | NY | ME | VT | VT | IL |
| 12 | IA | IA | RI | VT | ME | CA | RI | IA | ME |
| 13 | NH | NH | VT | NY | VT | NY | ME | NH | IA |
| 14 | MT | MT | ME | NH | CA | VT | MT | MT | CT |

2018 Collections by Brand

In Iowa, Thermostat Recycling Corporation (TRC) recovered the equivalent of 2,156 mercury thermostats from 1,832 whole mercury thermostats plus 351 mercury switches removed from thermostats. A total of 15.94 pounds of mercury was diverted from solid waste.

*Please note the explanation of the converted thermostats or thermostat equivalents below.² An example of the mercury ampoule is shown below.



As required by the Iowa statute, a table of thermostat brand holder with the corresponding thermostats, count of switches and pounds of mercury recycled is below. It is important to note that there still remain non-members whose thermostats the TRC collection program recycles. They are listed in the table as “Non-Member Brands”. Also, there were a few changes that affected TRC’s membership.

1. Lear Siegler dissolved their business and is no longer a paying TRC member. Please see the Appendix regarding their dissolution notice.
2. Johnson Controls, Inc. closed on a transaction which acquired the assets of Lux Products Corporation. Lux’s remaining liabilities (including the mercury thermostat obligation) remained with a newly created company, STLPC Corporation.

² A mercury thermostat contains a variable amount of mercury ampoules or “switches” attached to the subbase of the thermostat. These glass ampoules often times are collected in the recycling container without the intact thermostat attached to them. TRC collects and counts these loose ampoules and recycles them. To derive the converted thermostat or thermostat equivalent, the program takes the following calculations to develop the converted thermostat or thermostat equivalent. First, TRC will count the total whole (intact) thermostats collected in the recycling bins. From these units, there is an intact ampoules count. TRC then takes the intact ampoules divided by the whole (intact) thermostats or otherwise known as the conversion ratio. After the conversion ratio is calculated, TRC will multiple the loose mercury switches by the conversion ratio. Lastly, we add this result to the whole (intact) thermostats to produce the converted thermostats or thermostat equivalents.

| Brand Holder | Thermostats | Count Switches | Pounds Mercury |
|--|--------------|----------------|----------------|
| Bard Manufacturing Corporation | 0 | 0 | 0 |
| Burnham Holdings, Inc | 0 | 0 | 0 |
| Carrier Corporation | 2 | 4 | 0.0248 |
| Chromalox | 0 | 0 | 0 |
| Climate Master, Inc. | 0 | 0 | 0 |
| Crane Company | 0 | 0 | 0 |
| Daikin Applied | 0 | 0 | 0 |
| ecobee | 0 | 0 | 0 |
| Emerson Electric Corporation/White Rodgers | 179 | 185 | 1.147 |
| Empire Comfort Systems | 0 | 0 | 0 |
| General Electric Corporation | 5 | 12 | 0.0744 |
| Goodman Global | 16 | 16 | 0.0992 |
| Honeywell Home | 1489 | 1740 | 10.788 |
| Hunter Fan Company | 0 | 0 | 0 |
| ITT Corporation | 4 | 7 | 0.0434 |
| Lennox International Inc. | 106 | 197 | 1.2214 |
| Marley-Wylain Company | 0 | 0 | 0 |
| Nest | 0 | 0 | 0 |
| Nortek Global HVAC | 0 | 0 | 0 |
| Rheem Manufacturing Company | 0 | 0 | 0 |
| Schneider Electric (Invensys Controls) | 7 | 7 | 0.0434 |
| Sears Holdings | 0 | 0 | 0 |
| STLPC (Representing the liability of Lux Products Corporation) | 4 | 4 | 0.0248 |
| Taco Comfort Solutions | 0 | 0 | 0 |
| TPI Corporation | 1 | 4 | 0.0248 |
| Trane Residential Systems | 12 | 25 | 0.155 |
| Uponor, Inc. | 0 | 0 | 0 |
| Vaillant Corporation | 0 | 0 | 0 |
| W. W. Grainger | 1 | 1 | 0.0062 |
| York/Johnson Controls | 2 | 4 | 0.0248 |
| Non-Member Brands-- | | | |
| Florida Heat Pump | 1 | 6 | 0.0372 |
| HYDRO HEAT | 1 | 4 | 0.0248 |
| Mars | 2 | 4 | 0.0248 |
| NOM (Manufacturer not identifiable) | | | |
| Loose Switches | 0 | 351 | 2.1762 |
| TOTAL | 1,832 | 2,571 | 15.94 |

2018 Accounting of the Program Expenses

Below is a summary of program expenses for the Iowa collection program in 2018. 2018 program expenses (reported in the annual report) are unaudited and are for management purposes only.

Prior to submittal of this annual report, the expenses were reviewed by Halt, Buzas & Powell, LTD. In 2018, the program spent nationally a grand total of \$3,306,769.

| Program Component | 2017 | 2018 | Difference (\$'s) |
|---|---------------|---------------|-------------------|
| Direct Expense for Marketing & Outreach | 294 | - | (294) |
| Incentive/Promotional Payments | - | - | 0 |
| Legal | - | - | 0 |
| New Collection Containers | - | - | 0 |
| Recycling Costs | 11,252 | 8,066 | (3,186) |
| Travel | - | - | 0 |
| TRC Staff and Administration | 245 | 3,755 | 3,510 |
| Total (expenses) | 11,790 | 11,821 | 31 |

2018 Education and Outreach

Direct Marketing (Email, Mail, Other Communications)

Current Collection Locations

Small Pails Expanded

In 2018, TRC shipped 320 small pails to collection points around the country. We also shipped 451 new green bins. In comparison, the program shipped 510 new green bins in 2017 and 191 small pails³. Collection locations either requested the new pail when they signed up to participate in the program or were switched out with the ‘nudge’⁴ campaign. The large, green bins which have been the staple of the program, continued to be replenished to a collection location. Because the containers are reused and bar coded, we anticipate that the request for new containers will continue to decrease as the program operates into the future.

- Of the totals provided, TRC shipped 19 NEW small pails and 1 NEW large bin in Iowa.

Collection Location Outbound Phone Calls

Our outbound phone calls have been branded internally as the “Miss You Call” process. These calls promote collection container returns and in 2018, these calls were handled more efficiently. TRC reallocated resources for miss you calls to collection sites that have not returned a container in over a year. These calls were outsourced to two companies; Regus Property Management and Intelligent Office. By outsourcing calling, TRC has amplified its call time to 25 hours a month and increased the number of bins returned. The accumulation of these changes has netted the program an increase of 563 calls over 2017. In total, the program called 2,962 current collection locations in 2018.

- Of the totals provided, TRC completed 163 calls to encourage shipping the recycling container compared to 139 a year prior in Iowa. A copy of the locations called can be found in the Appendix.

³ New bin orders coincide with accounts that open new stores, move or lose their existing containers.

⁴ Originally, the ‘nudge’ campaign was intended to automatically send pails to locations that returned bins with 6 or less thermostats and asking the location to consider using the pail going forward and return their large, green bin. Partway through 2018, the campaign was modified to only send pails to locations that inquired about the new container because many pails were lost or returned in the original campaign.

Collection Location Postcards

Following up the 'Miss You' call process, TRC sent well over 5,900 postcards and site verification forms throughout the year to collection locations that haven't shipped a bin in the past year.

- Of the totals provided, TRC mailed 142 reminder postcards and site verification forms in Iowa. A year prior TRC sent 238.

Collection Location Emails

A trigger system was developed in which TRC emailed locations three weeks after receiving a postcard to encourage them to directly ship the recycling container.

- TRC emailed 41 collection locations three weeks after receiving the reminder postcard. The postcard reminded them again to ship their container.

Collection Location Site Visits


1,533 site visits were completed in the following states: California, Connecticut, Illinois, Maine, Minnesota, New York, Pennsylvania, Iowa, and Vermont. The purpose of a site visit is to inform the location of their requirement for participation, what their specific state statute requires of them, scheduling a shipment of our recycling container, and to answer any questions they may have. Often times, valuable intel is gathered during the site visit which is used to enhance TRC's outreach and other tactics.

- Of the totals provided, TRC visited 0 collection locations compared to 0 in 2017. A copy of the sites (if any were completed) visited can be found in the Appendix.

HVAC Industry

The HVAC industry is arguably still the best, most productive and most engaged channel for recycling mercury containing thermostats. We consider this industry to be HVACR manufacturers, wholesale distributors, and contractors which are intimately involved with the recovery of mercury thermostats. In 2018, TRC took the following actions:

- Continued the Big Man on Planet (BMOP) Competition but renamed the contest to "Banish Mercury Off the Planet".

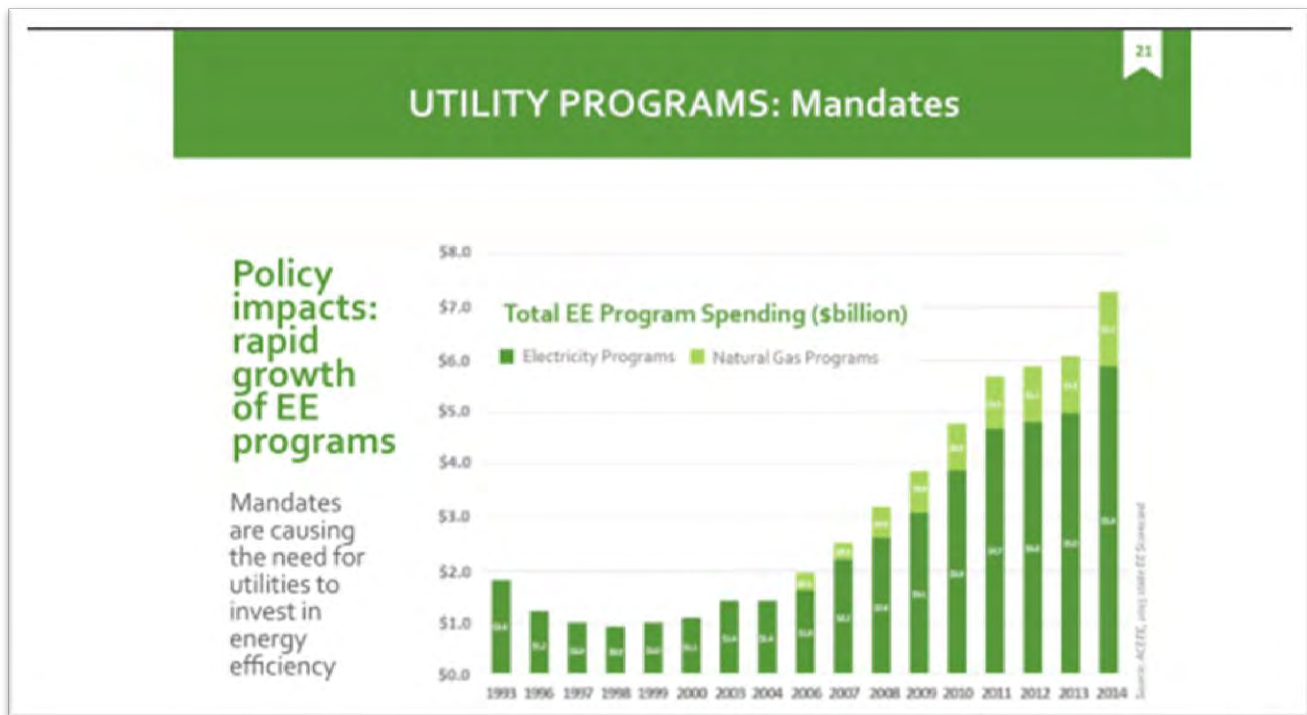


- Pursued HVAC Educators with a direct mailing. TRC sent to 753 contacts a direct marketing letter encouraging educators to use provided materials to update their curriculum on mercury thermostats. We placed revisions to the apprenticeship and curriculum guides. Trade associations; PAHRA & ACCA worked our informational materials into presentations to the US Department of Labor.⁵
 - Of the totals provided, TRC sent 0 contacts in Iowa this mailing.
- TRC followed up its exhibition at the Service World Expo with a follow-up direct mailing to attendees offering to participate in the program. TRC sent to 230 contacts a direct marketing letter encouraging participants of the Service World Expo to sign up for and use the recycling program.
 - Of the totals provided, TRC sent 10 contacts in Iowa this mailing.
- Sent an email to all ACCA members reminding them of their responsibility to inform technicians about recycling. ACCA does not provide a breakout of its members.

⁵ The committee is made up of members of AHRI manufacturers, HARDI distributors, ACCA contractors, CARE educators-instructors, RSES, PHCC contractors, CARE educators and the Association of Career & Technical Educators (ACTE).

Utility Industry

In 2018, TRC continued its refined approach engaging the utility sector, specifically targeted actions toward the utility companies themselves, the installer/implementer, and community action agencies. Each of these audiences have distinct messaging requirements and informational needs. TRC attended a utility-focused webinar which included data on the expansion of energy efficiency policies and the impacts to HVACR replacement programs. As demonstrated in the chart below (Source; DOE website), programs including energy efficiency have been expanding exponentially in recent years. It has been our experience that these programs include thermostat replacements through the use of prescriptive incentive rebate schemes or direct installation programs.



With these learnings in mind, TRC took the following actions:

1. Purchased research on energy efficiency projects geared towards thermostat replacements and rebates/incentives. The goal is to continually use the list, review program offerings and look for ways to increase awareness and direct participation in the recycling program.
2. Directly marketed to 30 community action agencies and NGO's in Iowa.
3. Published a low-income focused article on Energy Central (invite-only blog site for utility industry participants) which has wide, national, and interactive distribution.

4. Developed marketing collateral for the paying TRC members to include in utility-based RFP's for thermostat replacement programs.



5. Interacted with the following entities during the course of travel for trade shows in which we attended, exhibiting, or spoke at.

| Date | Account Name | Description | Who we targeted/Name |
|-----------|---|---|----------------------|
| 2/20/2018 | MEEA (Midwest Energy Efficiency Alliance) | Discussed HVAC SAVE accreditation and heating rebates through MidAmerican programs. Would introduce me to Dave McNammit. Wrote email for Kara to send to Dave on TRC's behalf | Kara Jonas |

Waste Related Sector and Household Hazardous Waste (HHW) Industry

Not unlike the utility industry, TRC spent time with the waste-related sector. These attempts were to gain new collection locations, form better relationships with the audience and raise overall awareness of the TRC program. Because of these learnings, TRC took the following actions:

- Scoured google alerts for new HHW facilities openings or events to target phone call or email outreach to encourage them to use program. There were 0 results in Iowa.
- Sent Earth911.org a copy of our collection location list for cross-promotion on their website.

Advertising and Awareness

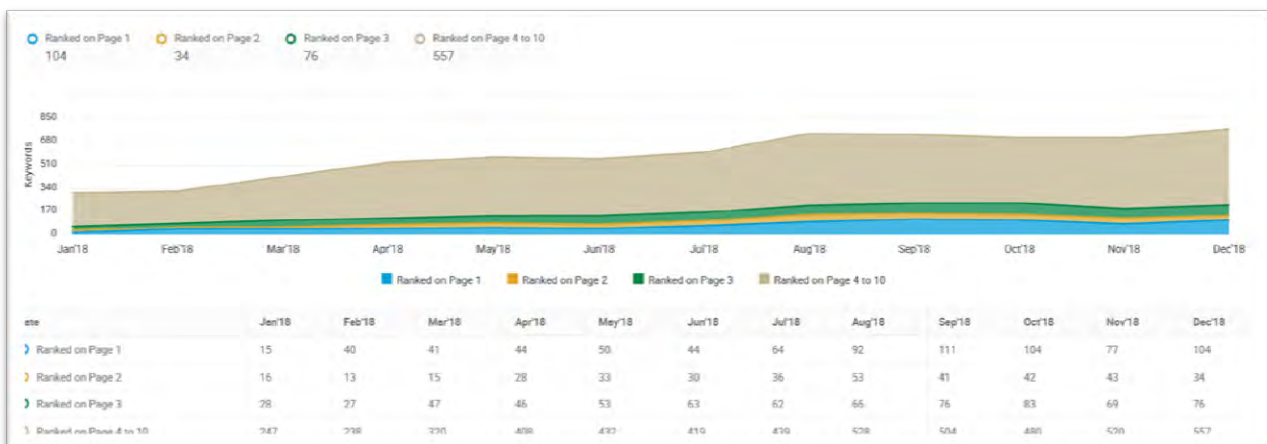
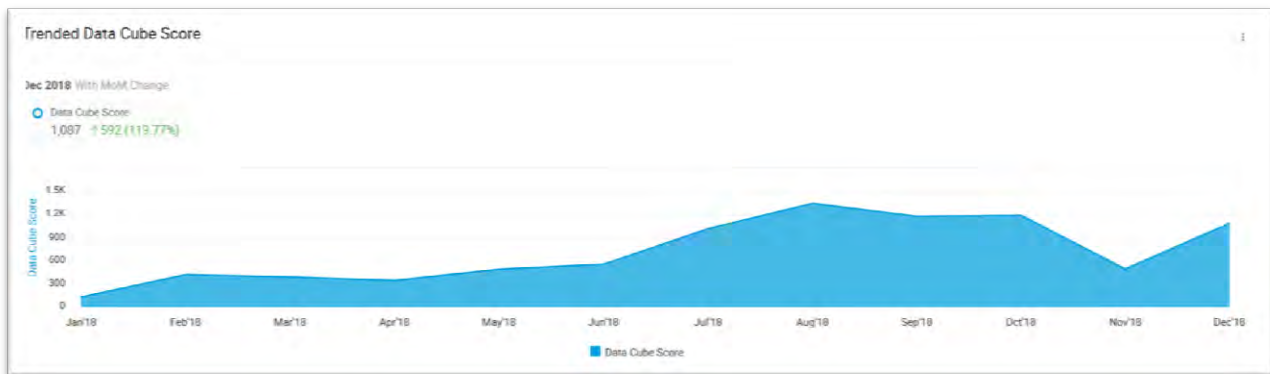
SEO

Search Engine Optimization (SEO) is the process whereby a website is optimized through original content and on-site coding tactics so that it appears at the top of “organic searches.” An organic search is one that appears “naturally” in a search engine like Google or Bing. In other words, an organic listing is not ranked through paid search.

Organic traffic to a website is more relevant. Site visitors arriving at a website are typically more engaged with such sites as measured by time spent, pages visited, return visits, etc.

Gillespie Group was engaged to expand TRC’s organic search footprint. Two key measures were identified as a baseline for growth. They are: Data Cube (organic search volume multiplied by click through rate) and page-one organic terms. In January, TRC had a Data Cube score of 130 and only had 15 organic search terms ranked on page one of a Google search.

Through December of 2018, both the Data Cube and Page One Keywords have increased. The Data Cube is now at 1087 and the page-one keywords are at 104.



Two main tactics were deployed to improve TRC’s organic search position: Original Content and On-Site Optimization.

Original Content

TRC has added approximately ten (10) units of content to the website per month. A “unit of content” is defined as a page, a blog post, video or other content.

This content has been linked out to TRC’s social platforms, providing another path for organic optimization.

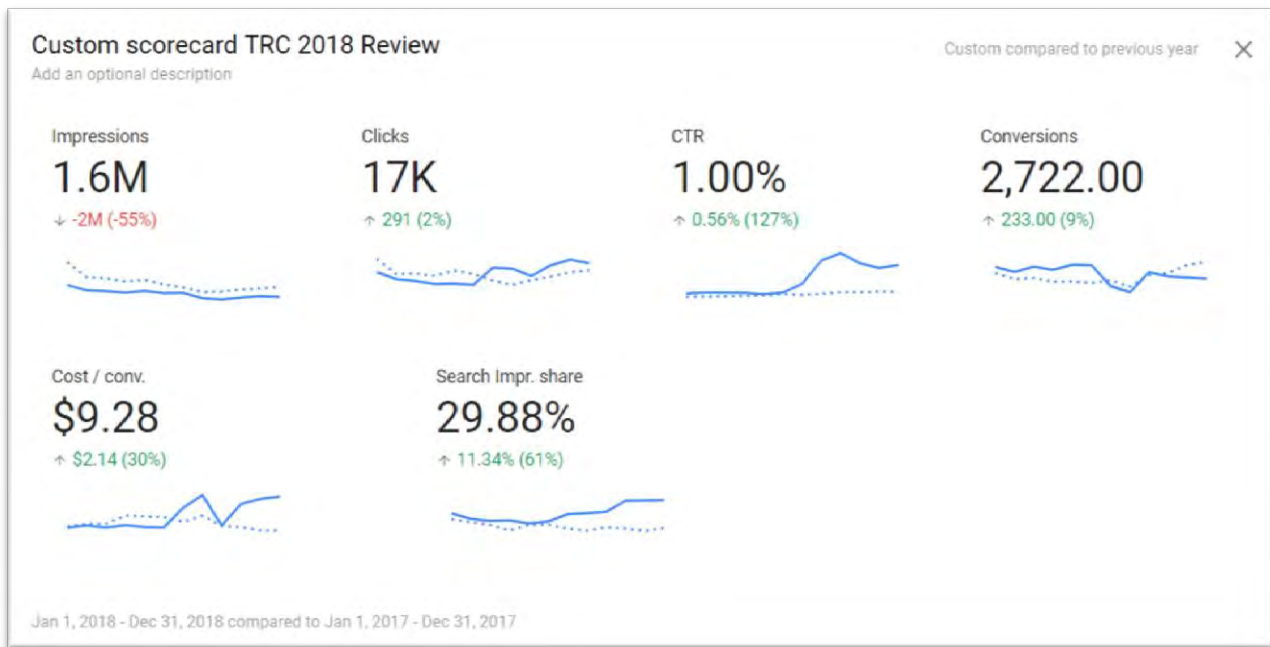
On Site Optimization

TRC has focused on optimizing the site’s code and structure. Currently the site is performing very well with minimal site errors and optimized meta and micro data (i.e. alt tags, title tags, meta descriptions, etc.).



Search Engine Marketing

Search Engine Marketing (also SEM or pay per click—PPC) is the process of buying a paid position on the search engine results page. TRC refined its SEM approach this year with positive results.



Print Advertising

ACHR News

Field Served: All branches of the air conditioning, heating and refrigeration industry (residential, commercial and industrial) including contractors, dealers, distributors, wholesalers, manufacturers, consulting engineers and architects, public utilities, government agencies and associations, exporters and importers, industrial and commercial buyers and users, libraries, schools, students and others allied to the field.

- Circulation: 33,220 (National), 180 (Iowa)
- 2/3rd page Square, BW Ad (6" x 8")
- June 26th issue: High End HVAC
- Issues:
 - 22 January 18
 - 12 March 18
 - 24 September 18
 - 22 October 18

Distribution Center Magazine

Field Served: As the official publication of HARDI, Distribution Center is the primary source for editorial commentary, content and resources designed to enhance the success and effectiveness of HVACR wholesale distribution.

- Circulation: 11,000 (National)
 - Individual state circulation numbers were not available when this report was written.
- 2/3rd page, vertical, 4Color
- Issues
 - May Issue
 - October Issue

BOMA Magazine

Field Served: This is the official publication of the Building Owners and Managers Association. BOMA's readers own or manage more than 80% of all prime commercial properties and facilities in North America. The magazine reaches building owners, managers, developers, asset managers, corporate facility managers and government real-estate officials.

- Circulation: 17,000 (National), 152 (Iowa)
- Full Page, 4C
- Issues
 - January / February Issue
 - May / June Issue
 - September / October Issue
 - 2018 TOBY Magazine Issue (June)
 - Special annual publication recognizing the nominees of the TOBY Awards
 - BOMA Conference and Expo Guide (June 2018)

Affordable Housing

Field Served: Affordable Housing Finance provides authoritative, in-depth information on the latest advances in building and operating affordable housing, reaching owners, developers, managers and lenders.

- Circulation: 11,000 (National print), 29,272 (National digital), 83 (Iowa print)
- ½ Page Vertical 4C
- Issues
 - June Issue
 - October Issue
 - November / December Issue

Facilities Management Journal (FMJ)

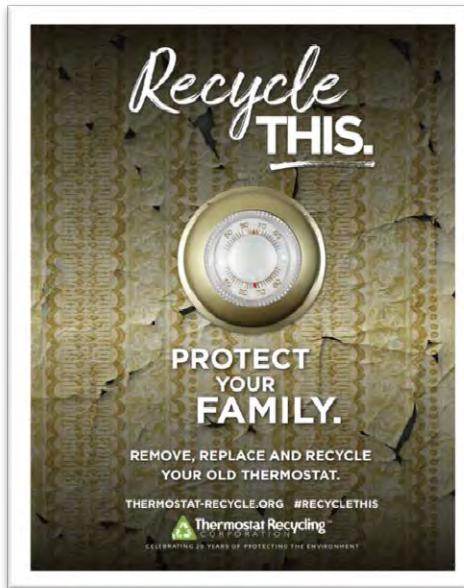
Field Served: This is the official publication of the International Facility Management Association.

- Circulation: 24,000 (National), 123 (Iowa)
- Full page, 4C 8.5" x 10.875"
- Issues
 - July / August
 - Safety, Security and Risk
 - September / October issue
 - People, Process and Place
 - Bonus Distribution at IFMA World Workplace Conference and Expo in Houston

Home Energy Magazine

Field Served: Home Energy Magazine provides up to date information on energy-efficient products and best practices in home performance, energy efficiency, comfort, health and affordability. The magazine reaches 50,000 contacts at trade organizations in the home performance and green building industries.

- Circulation: 50,000 (National)
 - Individual state circulation numbers were not available when this report was written.
- Full page, 4C
- Spring Issue (FP4C)

[illegible]

The NEWS: The TRC Journey with a Chicago Message

| | |
|-----------|--|
| March | Ryan Kiscaden, Executive Director, Thermostat Recycling Corp. Receives Waste Management's "'40 Under 40" Award |
| March | Feature Article, Strategies magazine: Saving the World One Thermostat at a Time |
| | Waste 360 Interview: Kiscaden Continues TRC's History of Strong Leadership |
| April | RISE Engineering Recognized as a Growing Mercury Thermostat Recycler in the United States |
| May | Johnstone Supply Leads TRC's 1st Quarter Thermostat Recycling Tally |
| June | Chase's Calendar of Events Officially Adds TRC's Recycle Your Mercury Thermostat Day |
| June | California Nearly Triples Daily Penalty to \$70,000 for Improper Hazardous Waste Disposal |
| June | HVACR Insider: The Nudge: A Nobel Winning Solution to Increasing the Recycling of Mercury Containing Thermostats? |
| July | The Ft. Washington Business Alliance Connections: The MBA Influence |
| August | Johnstone Supply Leads TRC's 2nd Quarter Thermostat Recycling Tally |
| August | Energy Central Publication: Behavior Change Can Be Difficult - Use the "Nudge" For Real Results |
| September | The NEWS: Guest Columnist: Know Thy Customers' Preferences and Give Them the Gift of Choice |
| September | It's That Time Again ... Turn Up That 'Stat' - Tips and Tricks to Stay Warm and Energy Efficient this Heating Season |
| October | Thermostat Recycling Corp. Celebrates 20th Anniversary |
| October | Energy Central Publication: How Valuable is Your Customer? |
| October | The News: The Stats on Stat Recycling |

| | |
|----------|--|
| December | TRC Announces 2018 Banish Mercury Off the Planet Competition Winners |
| December | TRC Applauds Illinois' New Mercury Containing Thermostat Regulations |

Blogs

| Blogs | Description |
|-----------|---|
| January | The Power of Public Comment |
| January | Recycling and a Degree of Proportionality |
| February | The TRC Journey with a Chicago Message |
| March | Becoming Smarter, One Thermostat at a Time |
| March | Thermostats, TRC and Our Elevator Speech |
| April | Thermostat Recycling Corp. Celebrates 20 Years |
| May | What Would Rachel Carson Think? |
| May | The Nudge: A Nobel Prize Winner's Solution to Increasing the Recycling of Mercury Containing Thermostats? |
| May | Busting Myths |
| June | California Imposes Massive Penalty |
| July | A Day to Remember: Recycle Your Mercury Thermostat Day |
| September | Sustainability: A Self Examination |
| October | TRC Celebrates 20 Years |
| October | Household Hazardous Waste Centers Are Our Least Effective Collection Types |
| October | A Nudge in the HVACR Business |
| October | We Get the Damnedest Things in Our Bins |
| December | TRC Announces BMOP 2018 |
| December | How Did TRC and the Industry Perform in 2018? We Share the Good News |

2018 Trade Shows, Conferences, and Presentations


Please note that many of these events are national in nature. Some, but not all will benefit Iowa, regardless of if the event happened in state or a nearby region.

| Date | Show | Location |
|-----------------|---|----------------------|
| January | | |
| 22-24 | AHR Expo | Chicago, IL |
| February | | |
| 7th -9th | Midwest Energy Efficiency Alliance Trade Event | Chicago, IL |
| 7th-8th | Better Buildings by Design - Efficiency Vermont Event | South Burlington, VT |
| 12th-14th | IE3 Show (ACCA National Event) | Washington, DC |
| 13th-14th | Home Performance Coalition New England Regional Expo | Saratoga Springs, NY |
| 19-22 | Association Energy Services Professionals Show | New Orleans, LA |
| March | | |
| 5th | NY Public Services Commission Energy Efficiency Forum | New York, NY |
| 5th - 7th | Solid Waste Association of North America Expo | Denver, CO |
| 10th | Plumbing, Heating, Cooling Contractors of Iowa Expo | Marlboro, MA |
| 26th | MassRecycle Event | Framingham, MA |
| 26th-28th | HVAC Excellence Trade Show | Las Vegas, NV |
| April | | |
| 5th | Mechanical Contractors Tech Day | Mokena, IL |
| 23rd-26th | Home Performance Coalition National | Philadelphia, PA |
| 23rd-26th | Waste 360 Expo | Las Vegas, NV |
| May | | |
| 3rd | Energy Coordination Agency Presentation | Philadelphia, PA |
| 7th | OESP presentation (Long Island chapter) | Long Island, NY |
| 8th-9th | BuildingsNY Expo | New York, NY |
| 20th-23th | New York Federation Annual Meeting | Sagamore, NY |

| | | |
|------------------|---|------------------|
| June | | |
| 7th | Pennsylvania Solid Waste Authority Committee Meeting | Harrisburg, PA |
| 11th | Inter-Faith Housing Alliance's 21st Annual Golf Tournament & Luncheon | Lansdale, PA |
| 20th-21st | Midwest Energy Efficiency Alliance Meeting | Louisville, KY |
| 25th-27th | National Energy & Utility Affordability Coalition | Phoenix, AZ |
| July | | |
| 17th | National Recycling Coalition Webinar | National |
| 25th-27th | Professional Recyclers of Pennsylvania Training | Harrisburg, PA |
| August | | |
| 13th | Onondaga County Collection Event | Jamesville, NY |
| 16th | Hosting of MEEA Webinar – "Trouble Finding the Right HVAC Trade Allies?" | National |
| 15th | APR Supply Annual Buying Show | Hershey, PA |
| 24th | Efficiency Maine Public Meeting | Portland, ME |
| 27th-31st | National Association Hazardous Materials Management Association Trade Event | Portland, ME |
| September | | |
| 5th-7th | Energy Star Partners Meeting | Phoenix, AZ |
| 18th-21st | Used Oil / HHW Training & Symposium | Garden Grove, CA |
| October | | |
| 2nd | Association Energy Services Professional Webinar Presentation | Global |
| 2nd-3rd | Northeast Energy Efficiency Partnerships Summit | Middletown, RI |
| 10th-12th | Service World - HVAC Contractors Trade Expo | Las Vegas, NV |
| 30th-31st | Northeast Recycling Coalition Conference | Rocky Hill, CT |
| November | | |
| 14th | IHACI Annual Trade Show | Pasadena, CA |
| December | | |

| | | |
|-----------|---|------------|
| 1st - 4th | Heating, Air Conditioning, Refrigeration Distributors International Annual Conference | Austin, TX |
|-----------|---|------------|

An example of our trade show booth is demonstrated below.



2019 Program Modifications

Thermostat Recycling Corporation's 2019 Goals

TRC continues to set high-level annual goals for the organization. These goals assist in decision making and prioritization of activities. For the calendar year of 2019, TRC plans to focus on:

1. Continuing to fulfill Iowa statutory requirements, agreements and other arrangements for regulatory compliance.
2. Targeting mercury thermostat collections at Utilities. Maintain the HVAC industry collections. Other key audiences vary by requirements.
3. Focusing on education and awareness tactics geared toward tech schools, post-secondary and technical reference manuals placements.

Thermostat Recycling Corporation's Planned Tasks

In addition to the above goals, TRC will set specific tasks to focus on. Completion of these tasks' aid in the overall organization's goals.

1. Look for opportunities to switch existing collection points to small pails.
2. Audit our processing facility for efficiency gains and consistent recycling container lead times.
3. Attend and integrate learnings from other EPR products after quarterly Executive Director in-person meetings.
4. Roll-out public releases throughout the year (blogs, press releases, and articles).
5. Continue the program's operational activities such as outbound phone calls, mailing reminder postcards, and visiting sites. Use collection data trends and available tools to target these initiatives.
6. Attend the list of 2019 events such as trade shows and conferences. Look for speaking opportunities at attended events.

| Date | Show | Location |
|-----------------|--|-----------------|
| January | | |
| 14th-16th | AHR Expo | Atlanta, GA |
| 21st-24th | AESP Show | San Antonio, TX |
| 31st | HVAC Presentation - PSA PHCC Training Center | Aston, PA |
| February | | |
| 4th | HVAC Presentation - PSA PHCC Training Center | Aston, PA |
| 6th-7th | Efficiency Vermont | Burlington, VT |
| 20th-22nd | MEEA | Chicago, IL |
| 26th | ACA/NE 2019 Technical Training & Management Conference | Boxboro, MA |
| March | | |
| 3rd-5th | HVAC Excellence | Las Vegas, NV |

| | | |
|------------------|--|------------------|
| 4th-6th | IE3 Show - ACCA | San Antonio, TX |
| 14th | EGIA Inspire Event | Valley Forge, PA |
| April | | |
| 1st-4th | HPC Conference | Chicago, IL |
| 2nd-3rd | BuildingsNY | NYC |
| 16th | SRP Training Speaking | Phoenix, AZ |
| May | | |
| 19th-22nd | NY FEDERATION | Sagamore, NY |
| June | | |
| 3rd-5th | NEUAC | Fort Worth, TX |
| 12th | Energy Efficiency Global Forum (EE Global) | Washington DC |
| September | | |
| 15th-20th | NAHMMA | Denver, CO |
| 17th-20th | E-Source | Denver, CO |
| October | | |
| 15th-17th | ACEEE National Conference of Energy Efficiency | Minneapolis, MN |
| 15th-18th | Service World | Las Vegas, NV |
| TBD | KEEA Conference | TBD |
| November | | |
| 20th | IHACI Annual Trade Show | Pasadena, CA |
| December | | |
| 7th-10th | HARDI Annual Conference | New Orleans, LA |



2018 IOWA ANNUAL REPORT

Thermostat Recycling Corporation Headquarters
500 Office Center Drive – Suite 400 | Fort Washington, PA 19034
1-888-266-0550

www.thermostat-recycle.org

Questions about this annual report?

Contact:

Ryan L. Kiscaden, Executive Director

(P) 267-513-1727

(E) ryan.kiscaden@thermostat-recycle.org

All state specific annual reports are posted on our website at the following weblink:

https://www.thermostat-recycle.org/resources/media_center/

Recycle every mercury thermostat, every time.

APPENDICES

How Mercury Thermostat Waste is Handled

Tax Return 990

Certificate of Dissolution – Lear Siegler

2018 Miss You Calls

2018 Collection Location Summary Report

2018 Collection Location Bin Receipt

HOW MERCURY THERMOSTAT WASTE IS HANDLED

WASTE MERCURY-ADDED THERMOSTAT MANAGEMENT THROUGH VEOLIA ES TECHNICAL SOLUTIONS, LLC.

Beginning December 19, 2016, bins with waste mercury-switch thermostats were received at a new fulfillment/inventory center in Port Washington, Wisconsin (WIR000130591). The facility is owned and operated by Veolia ES Technical Solutions, L.L.C. (Veolia) under contract with TRC.

All recycling containers, including pails and bins are received at the loading dock and sent to the TRC inventory area. The bin and plastic liner are opened and the contents are identified, sorted, and tallied. The following data is recorded for each bin returned and processed: bin number, business name (location name), city, state, zip code, date returned, number of thermostats and mercury switches by manufacturer and any non-conforming material.

The containers are returned to the location that sent it in with a new prepaid address label within 72 hours of receipt. The thermostats are stored and staged in a plastic lined carton in a storage area for final processing. The containers are dated and processed in order received, first in-first out.

The thermostats and any loose bulb collected from the bins are consolidated into a special 55-gallon drum which is labeled and dated according to regulations. The drum is sealed with a band and is only opened when contents are being added to it. Special negative pressure venting assures any fumes are captured and vented when the drum is opened.

The 55-gallon drum is then shipped to Veolia's mercury recovery facility (WID988566543) for final processing of the mercury ampoules (switches) Veolia Environmental Services meets or exceeds all local, state, federal and EPA regulations for the management of the product.

The containers are returned from the storage area to the mercury recovery processing area to have the mercury bulbs removed from the plastic housing. Universal Waste Regulations require the recycling and disposal of waste within 12 months of acceptance at the processing facility.

Small quantities of thermostats are removed from the container, which is then closed again, a spillage. The bulbs are removed from the thermostats and placed into processing vessel at the work station. Once the processing vessel is full, the vessel is loaded into the mercury recovery retort oven.

If a bulb breaks and the mercury spills, the work area is designed to contain the spillage and the operators are trained in the clean-up and disposal of mercury. The TRC inventory

and processing areas are equipped with special mercury vacuum cleaners and the work area is vacuumed at the end of the work day to assure that any spillage is cleaned up and not left to evaporate.

Veolia meets or exceeds all local, state, federal and EPA regulations for the management of the product. The mercury recovery facility and process are permitted by the Wisconsin Department of Natural Resources. Veolia's approvals for mercury recovery/recycling include:

- EPA - identification WID988566543
- Hazardous Waste Storage License #6008
- Hazardous Waste Treatment License (Mercury Recovery Operations) #4585
- Air Operation Permit #246076050-S01
- Storm Water General Permit #WI-S067857-4

In addition to the regulatory permits, both Veolia Port Washington facilities have developed and maintains management systems in accordance with ISO 14001-2004, OHSAS 18001-2007, and Responsible Recycling (R2:2013) Practice. All persons who handle mercury thermostats as part of the TRC operation receive training in the handling of Hazardous Waste and Universal Waste.

The mercury containing ampules are retorted at Veolia's Port Washington Mineral Springs facility. The mercury is removed during the retort process. The post retort debris consists of broken glass ampules. The debris is tested for residual mercury to document the removal of the mercury to levels below the US EPA Land Disposal Restriction (LDR) levels. The debris is then disposal of as a non-hazardous solid waste at Advanced Disposal Glacier Ridge Landfill, LLC in Horicon, Wisconsin.

A site evaluation of the Veolia Processing Center in Port Washington, WI was conducted by TRC staffer, Danielle Myers, in early October 2017. From this audit, a new design flow for processing bins was discovered, as well as more efficient ways to return bins back to participating facilities and contractors. Updates to packaging instructions were also a result, and will include new marketing collateral, incentives, and small pails.

Burdette Smith & Bish LLC

4035 Ridge Top Road, Suite 550
Fairfax, VA 22030-7411
703-591-5200

September 25, 2018

Thermostat Recycling Corporation
500 Office Center Drive No. 400
Fort Washington, PA 19034

Thermostat Recycling Corporation:

Enclosed is the 2017 Exempt Organization return, as follows...

2017 Form 990

Each original should be dated, signed and filed in accordance with the filing instructions. The copy should be retained for your files.

We sincerely appreciate the opportunity to serve you. Tax, financial and estate planning are important considerations year-round. Please contact us if you have any questions concerning the tax returns or for guidance on these critical issues. Also, if any of your friends and colleagues need tax assistance, please send them our way. Have a great year!

Very truly yours,

Jeffrey A. Smith, CPA

TAX RETURN FILING INSTRUCTIONS

FORM 990

FOR THE YEAR ENDING

December 31, 2017

Prepared For:

Thermostat Recycling Corporation
500 Office Center Drive No. 400
Fort Washington, PA 19034

Prepared By:

Burdette Smith & Bish LLC
4035 Ridge Top Road, Suite 550
Fairfax, VA 22030-7411
703-591-5200

Amount Due or Refund:

Not applicable

Make Check Payable To:

Not applicable

Mail Tax Return and Check (if applicable) To:

Not applicable

Return Must be Mailed On or Before:

Not applicable

Special Instructions:

This return has qualified for electronic filing. After you have reviewed the return for completeness and accuracy, please sign, date and return Form 8879-EO to our office. We will transmit the return electronically to the IRS and no further action is required. Return Form 8879-EO to us by November 15, 2018

Form **8879-EO****IRS e-file Signature Authorization
for an Exempt Organization**

OMB No. 1545-1878

Department of the Treasury
Internal Revenue Service

For calendar year 2017, or fiscal year beginning _____, 2017, and ending _____, 20____

2017▶ **Do not send to the IRS. Keep for your records.**▶ **Go to www.irs.gov/Form8879EO for the latest information.**

Name of exempt organization

Employer identification number

THERMOSTAT RECYCLING CORPORATION**54-1830284**

Name and title of officer

RYAN KISCADEN**EXECUTIVE DIRECTOR****Part I Type of Return and Return Information** (Whole Dollars Only)

Check the box for the return for which you are using this Form 8879-EO and enter the applicable amount, if any, from the return. If you check the box on line **1a**, **2a**, **3a**, **4a**, or **5a**, below, and the amount on that line for the return being filed with this form was blank, then leave line **1b**, **2b**, **3b**, **4b**, or **5b**, whichever is applicable, blank (do not enter -0-). But, if you entered -0- on the return, then enter -0- on the applicable line below. **Do not** complete more than 1 line in Part I.

| | | |
|---|--|-----------------------------|
| 1a Form 990 check here ▶ <input checked="" type="checkbox"/> | b Total revenue , if any (Form 990, Part VIII, column (A), line 12) | 1b <u>3,021,756.</u> |
| 2a Form 990-EZ check here ▶ <input type="checkbox"/> | b Total revenue , if any (Form 990-EZ, line 9) | 2b _____ |
| 3a Form 1120-POL check here ▶ <input type="checkbox"/> | b Total tax (Form 1120-POL, line 22) | 3b _____ |
| 4a Form 990-PF check here ▶ <input type="checkbox"/> | b Tax based on investment income (Form 990-PF, Part VI, line 5) | 4b _____ |
| 5a Form 8868 check here ▶ <input type="checkbox"/> | b Balance Due (Form 8868, line 3c) | 5b _____ |

Part II Declaration and Signature Authorization of Officer

Under penalties of perjury, I declare that I am an officer of the above organization and that I have examined a copy of the organization's 2017 electronic return and accompanying schedules and statements and to the best of my knowledge and belief, they are true, correct, and complete. I further declare that the amount in Part I above is the amount shown on the copy of the organization's electronic return. I consent to allow my intermediate service provider, transmitter, or electronic return originator (ERO) to send the organization's return to the IRS and to receive from the IRS (a) an acknowledgement of receipt or reason for rejection of the transmission, (b) the reason for any delay in processing the return or refund, and (c) the date of any refund. If applicable, I authorize the U.S. Treasury and its designated Financial Agent to initiate an electronic funds withdrawal (direct debit) entry to the financial institution account indicated in the tax preparation software for payment of the organization's federal taxes owed on this return, and the financial institution to debit the entry to this account. To revoke a payment, I must contact the U.S. Treasury Financial Agent at 1-888-353-4537 no later than 2 business days prior to the payment (settlement) date. I also authorize the financial institutions involved in the processing of the electronic payment of taxes to receive confidential information necessary to answer inquiries and resolve issues related to the payment. I have selected a personal identification number (PIN) as my signature for the organization's electronic return and, if applicable, the organization's consent to electronic funds withdrawal.

Officer's PIN: check one box only

☒ I authorize **BURDETTE SMITH & BISH LLC** to enter my PIN **22314**
 ERO firm name Enter five numbers, but do not enter all zeros

as my signature on the organization's tax year 2017 electronically filed return. If I have indicated within this return that a copy of the return is being filed with a state agency(ies) regulating charities as part of the IRS Fed/State program, I also authorize the aforementioned ERO to enter my PIN on the return's disclosure consent screen.

☐ As an officer of the organization, I will enter my PIN as my signature on the organization's tax year 2017 electronically filed return. If I have indicated within this return that a copy of the return is being filed with a state agency(ies) regulating charities as part of the IRS Fed/State program, I will enter my PIN on the return's disclosure consent screen.

Officer's signature ▶ _____ Date ▶ _____

Part III Certification and Authentication

ERO's EFIN/PIN. Enter your six-digit electronic filing identification number (EFIN) followed by your five-digit self-selected PIN.

54409522314**Do not enter all zeros**

I certify that the above numeric entry is my PIN, which is my signature on the 2017 electronically filed return for the organization indicated above. I confirm that I am submitting this return in accordance with the requirements of **Pub. 4163**, Modernized e-File (MeF) Information for Authorized IRS e-file Providers for Business Returns.

ERO's signature ▶ _____ Date ▶ _____

ERO Must Retain This Form - See Instructions
Do Not Submit This Form to the IRS Unless Requested To Do So

LHA For Paperwork Reduction Act Notice, see instructions.

Form **8879-EO** (2017)

Form **990**Department of the Treasury
Internal Revenue Service**Return of Organization Exempt From Income Tax**

Under section 501(c), 527, or 4947(a)(1) of the Internal Revenue Code (except private foundations)

▶ Do not enter social security numbers on this form as it may be made public.

▶ Go to www.irs.gov/Form990 for instructions and the latest information.

OMB No. 1545-0047

2017
Open to Public
Inspection**A For the 2017 calendar year, or tax year beginning and ending****B** Check if applicable:

- ☐ Address change
☐ Name change
☐ Initial return
☐ Final return/terminated
☐ Amended return
☐ Application pending

C Name of organization**THERMOSTAT RECYCLING CORPORATION**Doing business as **TRC**

Number and street (or P.O. box if mail is not delivered to street address)

500 OFFICE CENTER DRIVE

Room/suite

400

City or town, state or province, country, and ZIP or foreign postal code

FORT WASHINGTON, PA 19034**F** Name and address of principal officer: **RYAN KISCADEN****SAME AS C ABOVE****D** Employer identification number**54-1830284****E** Telephone number**888-266-0550****G** Gross receipts \$ **3,021,756.****H(a)** Is this a group returnfor subordinates? ☐ Yes ☒ No**H(b)** Are all subordinates included? ☐ Yes ☐ No

If "No," attach a list. (see instructions)

H(c) Group exemption number ▶**I** Tax-exempt status: ☐ 501(c)(3) ☒ 501(c) (**6**) ◀ (insert no.) ☐ 4947(a)(1) or ☐ 527**J** Website: ▶ **WWW.THERMOSTAT-RECYCLE.ORG****K** Form of organization: ☒ Corporation ☐ Trust ☐ Association ☐ Other ▶**L** Year of formation: **1996** **M** State of legal domicile: **DE****Part I Summary**

| | | |
|------------------------------------|--|--|
| Activities & Governance | 1 | Briefly describe the organization's mission or most significant activities: TO PROMOTE THE SAFE COLLECTION AND PROPER DISPOSAL OF MERCURY-CONTAINING THERMOSTATS. |
| | 2 | Check this box <input type="checkbox"/> if the organization discontinued its operations or disposed of more than 25% of its net assets. |
| | 3 | Number of voting members of the governing body (Part VI, line 1a) 3 |
| | 4 | Number of independent voting members of the governing body (Part VI, line 1b) 3 |
| | 5 | Total number of individuals employed in calendar year 2017 (Part V, line 2a) 4 |
| | 6 | Total number of volunteers (estimate if necessary) 0 |
| | 7a | Total unrelated business revenue from Part VIII, column (C), line 12 0. |
| 7b | Net unrelated business taxable income from Form 990-T, line 34 0. | |
| Revenue | 8 | Contributions and grants (Part VIII, line 1h) 0. |
| | 9 | Program service revenue (Part VIII, line 2g) 2,920,228. |
| | 10 | Investment income (Part VIII, column (A), lines 3, 4, and 7d) 285. |
| | 11 | Other revenue (Part VIII, column (A), lines 5, 6d, 8c, 9c, 10c, and 11e) 0. |
| | 12 | Total revenue - add lines 8 through 11 (must equal Part VIII, column (A), line 12) 2,920,513. |
| | 12 | Total revenue - add lines 8 through 11 (must equal Part VIII, column (A), line 12) 3,021,756. |
| Expenses | 13 | Grants and similar amounts paid (Part IX, column (A), lines 1-3) 0. |
| | 14 | Benefits paid to or for members (Part IX, column (A), line 4) 0. |
| | 15 | Salaries, other compensation, employee benefits (Part IX, column (A), lines 5-10) 334,899. |
| | 16a | Professional fundraising fees (Part IX, column (A), line 11e) 0. |
| | b | Total fundraising expenses (Part IX, column (D), line 25) ▶ 0. |
| | 17 | Other expenses (Part IX, column (A), lines 11a-11d, 11f-24e) 1,943,085. |
| | 18 | Total expenses. Add lines 13-17 (must equal Part IX, column (A), line 25) 2,277,984. |
| 19 | Revenue less expenses. Subtract line 18 from line 12 642,529. | |
| Net Assets or Fund Balances | 20 | Total assets (Part X, line 16) 1,263,712. |
| | 21 | Total liabilities (Part X, line 26) 366,386. |
| | 22 | Net assets or fund balances. Subtract line 21 from line 20 897,326. |

Part II Signature Block

Under penalties of perjury, I declare that I have examined this return, including accompanying schedules and statements, and to the best of my knowledge and belief, it is true, correct, and complete. Declaration of preparer (other than officer) is based on all information of which preparer has any knowledge.

| | | | | | |
|---|--|--------------------------------|-------------------------------|---|--------------------------|
| Sign Here | Signature of officer | Date | | | |
| | RYAN KISCADEN, EXECUTIVE DIRECTOR Type or print name and title | | | | |
| Paid Preparer Use Only | Print/Type preparer's name JEFFREY A. SMITH, CPA | Preparer's signature | Date | Check <input type="checkbox"/> if self-employed | PTIN P00139935 |
| | Firm's name ▶ BURDETTE SMITH & BISH LLC | Firm's EIN ▶ 45-4037800 | Phone no. 703-591-5200 | | |
| Firm's address ▶ 4035 RIDGE TOP ROAD, SUITE 550 FAIRFAX, VA 22030-7411 | | | | | |

May the IRS discuss this return with the preparer shown above? (see instructions) ☒ Yes ☐ No

Part III Statement of Program Service AccomplishmentsCheck if Schedule O contains a response or note to any line in this Part III ☒ **X****1** Briefly describe the organization's mission:

THE THERMOSTAT RECYCLING CORPORATION (TRC) IS A NON-PROFIT ORGANIZATION THAT FACILITATES AND MANAGES THE COLLECTION AND PROPER DISPOSAL OF MERCURY-CONTAINING THERMOSTATS.

2 Did the organization undertake any significant program services during the year which were not listed on the prior Form 990 or 990-EZ? ☒ **X** Yes ☐ No

If "Yes," describe these new services on Schedule O.

3 Did the organization cease conducting, or make significant changes in how it conducts, any program services? ☐ Yes ☒ **X** No

If "Yes," describe these changes on Schedule O.

4 Describe the organization's program service accomplishments for each of its three largest program services, as measured by expenses.

Section 501(c)(3) and 501(c)(4) organizations are required to report the amount of grants and allocations to others, the total expenses, and revenue, if any, for each program service reported.

4a (Code:) (Expenses \$ 2,670,601. including grants of \$) (Revenue \$ 3,020,998.)

TRC FACILITATES THE PROPER MANAGEMENT OF WASTE MERCURY THERMOSTATS BY PROVIDING RECYCLING CONTAINERS FOR THE COLLECTION AND TRANSPORT OF WASTE MERCURY THERMOSTATS TO ELIGIBLE COLLECTION SITES IN ALL U.S. STATES EXCEPT ALASKA AND HAWAII. TRC ALSO CONDUCTS AN EDUCATIONAL CAMPAIGN PROMOTING THE PROPER MANAGEMENT OF WASTE MERCURY THERMOSTATS. SINCE TRC'S FOUNDING, TRC HAS COLLECTED OVER 2,400,000 MERCURY-CONTAINING THERMOSTATS WHICH HAS KEPT 11 TONS OF MERCURY OUT OF THE WASTE SYSTEM.

4b (Code:) (Expenses \$ including grants of \$) (Revenue \$)

4c (Code:) (Expenses \$ including grants of \$) (Revenue \$)

4d Other program services (Describe in Schedule O.)

(Expenses \$ including grants of \$) (Revenue \$)

4e Total program service expenses **2,670,601.**

Part IV Checklist of Required Schedules

| | Yes | No |
|---|----------|----------|
| 1 Is the organization described in section 501(c)(3) or 4947(a)(1) (other than a private foundation)? <i>If "Yes," complete Schedule A</i> | | X |
| 2 Is the organization required to complete <i>Schedule B, Schedule of Contributors</i> ? | | X |
| 3 Did the organization engage in direct or indirect political campaign activities on behalf of or in opposition to candidates for public office? <i>If "Yes," complete Schedule C, Part I</i> | | X |
| 4 Section 501(c)(3) organizations. Did the organization engage in lobbying activities, or have a section 501(h) election in effect during the tax year? <i>If "Yes," complete Schedule C, Part II</i> | | |
| 5 Is the organization a section 501(c)(4), 501(c)(5), or 501(c)(6) organization that receives membership dues, assessments, or similar amounts as defined in Revenue Procedure 98-19? <i>If "Yes," complete Schedule C, Part III</i> | X | |
| 6 Did the organization maintain any donor advised funds or any similar funds or accounts for which donors have the right to provide advice on the distribution or investment of amounts in such funds or accounts? <i>If "Yes," complete Schedule D, Part I</i> | | X |
| 7 Did the organization receive or hold a conservation easement, including easements to preserve open space, the environment, historic land areas, or historic structures? <i>If "Yes," complete Schedule D, Part II</i> | | X |
| 8 Did the organization maintain collections of works of art, historical treasures, or other similar assets? <i>If "Yes," complete Schedule D, Part III</i> | | X |
| 9 Did the organization report an amount in Part X, line 21, for escrow or custodial account liability, serve as a custodian for amounts not listed in Part X; or provide credit counseling, debt management, credit repair, or debt negotiation services? <i>If "Yes," complete Schedule D, Part IV</i> | | X |
| 10 Did the organization, directly or through a related organization, hold assets in temporarily restricted endowments, permanent endowments, or quasi-endowments? <i>If "Yes," complete Schedule D, Part V</i> | | X |
| 11 If the organization's answer to any of the following questions is "Yes," then complete Schedule D, Parts VI, VII, VIII, IX, or X as applicable. | | |
| a Did the organization report an amount for land, buildings, and equipment in Part X, line 10? <i>If "Yes," complete Schedule D, Part VI</i> | X | |
| b Did the organization report an amount for investments - other securities in Part X, line 12 that is 5% or more of its total assets reported in Part X, line 16? <i>If "Yes," complete Schedule D, Part VII</i> | | X |
| c Did the organization report an amount for investments - program related in Part X, line 13 that is 5% or more of its total assets reported in Part X, line 16? <i>If "Yes," complete Schedule D, Part VIII</i> | | X |
| d Did the organization report an amount for other assets in Part X, line 15 that is 5% or more of its total assets reported in Part X, line 16? <i>If "Yes," complete Schedule D, Part IX</i> | | X |
| e Did the organization report an amount for other liabilities in Part X, line 25? <i>If "Yes," complete Schedule D, Part X</i> | | X |
| f Did the organization's separate or consolidated financial statements for the tax year include a footnote that addresses the organization's liability for uncertain tax positions under FIN 48 (ASC 740)? <i>If "Yes," complete Schedule D, Part X</i> | X | |
| 12a Did the organization obtain separate, independent audited financial statements for the tax year? <i>If "Yes," complete Schedule D, Parts XI and XII</i> | X | |
| b Was the organization included in consolidated, independent audited financial statements for the tax year? <i>If "Yes," and if the organization answered "No" to line 12a, then completing Schedule D, Parts XI and XII is optional</i> | | X |
| 13 Is the organization a school described in section 170(b)(1)(A)(ii)? <i>If "Yes," complete Schedule E</i> | | X |
| 14a Did the organization maintain an office, employees, or agents outside of the United States? | | X |
| b Did the organization have aggregate revenues or expenses of more than \$10,000 from grantmaking, fundraising, business, investment, and program service activities outside the United States, or aggregate foreign investments valued at \$100,000 or more? <i>If "Yes," complete Schedule F, Parts I and IV</i> | | X |
| 15 Did the organization report on Part IX, column (A), line 3, more than \$5,000 of grants or other assistance to or for any foreign organization? <i>If "Yes," complete Schedule F, Parts II and IV</i> | | X |
| 16 Did the organization report on Part IX, column (A), line 3, more than \$5,000 of aggregate grants or other assistance to or for foreign individuals? <i>If "Yes," complete Schedule F, Parts III and IV</i> | | X |
| 17 Did the organization report a total of more than \$15,000 of expenses for professional fundraising services on Part IX, column (A), lines 6 and 11e? <i>If "Yes," complete Schedule G, Part I</i> | | X |
| 18 Did the organization report more than \$15,000 total of fundraising event gross income and contributions on Part VIII, lines 1c and 8a? <i>If "Yes," complete Schedule G, Part II</i> | | X |
| 19 Did the organization report more than \$15,000 of gross income from gaming activities on Part VIII, line 9a? <i>If "Yes," complete Schedule G, Part III</i> | | X |

Part IV Checklist of Required Schedules (continued)

| | Yes | No |
|--|----------|----------|
| 20a Did the organization operate one or more hospital facilities? <i>If "Yes," complete Schedule H</i> | | X |
| b If "Yes" to line 20a, did the organization attach a copy of its audited financial statements to this return? | | |
| 21 Did the organization report more than \$5,000 of grants or other assistance to any domestic organization or domestic government on Part IX, column (A), line 1? <i>If "Yes," complete Schedule I, Parts I and II</i> | | X |
| 22 Did the organization report more than \$5,000 of grants or other assistance to or for domestic individuals on Part IX, column (A), line 2? <i>If "Yes," complete Schedule I, Parts I and III</i> | | X |
| 23 Did the organization answer "Yes" to Part VII, Section A, line 3, 4, or 5 about compensation of the organization's current and former officers, directors, trustees, key employees, and highest compensated employees? <i>If "Yes," complete Schedule J</i> | | X |
| 24a Did the organization have a tax-exempt bond issue with an outstanding principal amount of more than \$100,000 as of the last day of the year, that was issued after December 31, 2002? <i>If "Yes," answer lines 24b through 24d and complete Schedule K. If "No," go to line 25a</i> | | X |
| b Did the organization invest any proceeds of tax-exempt bonds beyond a temporary period exception? | | |
| c Did the organization maintain an escrow account other than a refunding escrow at any time during the year to defease any tax-exempt bonds? | | |
| d Did the organization act as an "on behalf of" issuer for bonds outstanding at any time during the year? | | |
| 25a Section 501(c)(3), 501(c)(4), and 501(c)(29) organizations. Did the organization engage in an excess benefit transaction with a disqualified person during the year? <i>If "Yes," complete Schedule L, Part I</i> | | |
| b Is the organization aware that it engaged in an excess benefit transaction with a disqualified person in a prior year, and that the transaction has not been reported on any of the organization's prior Forms 990 or 990-EZ? <i>If "Yes," complete Schedule L, Part I</i> | | |
| 26 Did the organization report any amount on Part X, line 5, 6, or 22 for receivables from or payables to any current or former officers, directors, trustees, key employees, highest compensated employees, or disqualified persons? <i>If "Yes," complete Schedule L, Part II</i> | | X |
| 27 Did the organization provide a grant or other assistance to an officer, director, trustee, key employee, substantial contributor or employee thereof, a grant selection committee member, or to a 35% controlled entity or family member of any of these persons? <i>If "Yes," complete Schedule L, Part III</i> | | X |
| 28 Was the organization a party to a business transaction with one of the following parties (see Schedule L, Part IV instructions for applicable filing thresholds, conditions, and exceptions): | | |
| a A current or former officer, director, trustee, or key employee? <i>If "Yes," complete Schedule L, Part IV</i> | | X |
| b A family member of a current or former officer, director, trustee, or key employee? <i>If "Yes," complete Schedule L, Part IV</i> | | X |
| c An entity of which a current or former officer, director, trustee, or key employee (or a family member thereof) was an officer, director, trustee, or direct or indirect owner? <i>If "Yes," complete Schedule L, Part IV</i> | | X |
| 29 Did the organization receive more than \$25,000 in non-cash contributions? <i>If "Yes," complete Schedule M</i> | | X |
| 30 Did the organization receive contributions of art, historical treasures, or other similar assets, or qualified conservation contributions? <i>If "Yes," complete Schedule M</i> | | X |
| 31 Did the organization liquidate, terminate, or dissolve and cease operations? <i>If "Yes," complete Schedule N, Part I</i> | | X |
| 32 Did the organization sell, exchange, dispose of, or transfer more than 25% of its net assets? <i>If "Yes," complete Schedule N, Part II</i> | | X |
| 33 Did the organization own 100% of an entity disregarded as separate from the organization under Regulations sections 301.7701-2 and 301.7701-3? <i>If "Yes," complete Schedule R, Part I</i> | | X |
| 34 Was the organization related to any tax-exempt or taxable entity? <i>If "Yes," complete Schedule R, Part II, III, or IV, and Part V, line 1</i> | | X |
| 35a Did the organization have a controlled entity within the meaning of section 512(b)(13)? | | X |
| b If "Yes" to line 35a, did the organization receive any payment from or engage in any transaction with a controlled entity within the meaning of section 512(b)(13)? <i>If "Yes," complete Schedule R, Part V, line 2</i> | | |
| 36 Section 501(c)(3) organizations. Did the organization make any transfers to an exempt non-charitable related organization? <i>If "Yes," complete Schedule R, Part V, line 2</i> | | |
| 37 Did the organization conduct more than 5% of its activities through an entity that is not a related organization and that is treated as a partnership for federal income tax purposes? <i>If "Yes," complete Schedule R, Part VI</i> | | X |
| 38 Did the organization complete Schedule O and provide explanations in Schedule O for Part VI, lines 11b and 19? Note. All Form 990 filers are required to complete Schedule O | X | |

Part V Statements Regarding Other IRS Filings and Tax ComplianceCheck if Schedule O contains a response or note to any line in this Part V ☐

| | | Yes | No |
|------------|--|------------|----|
| 1a | Enter the number reported in Box 3 of Form 1096. Enter -0- if not applicable | 1a | 14 |
| b | Enter the number of Forms W-2G included in line 1a. Enter -0- if not applicable | 1b | 0 |
| c | Did the organization comply with backup withholding rules for reportable payments to vendors and reportable gaming (gambling) winnings to prize winners? | 1c | X |
| 2a | Enter the number of employees reported on Form W-3, Transmittal of Wage and Tax Statements, filed for the calendar year ending with or within the year covered by this return | 2a | 4 |
| b | If at least one is reported on line 2a, did the organization file all required federal employment tax returns? Note. If the sum of lines 1a and 2a is greater than 250, you may be required to e-file (see instructions) | 2b | X |
| 3a | Did the organization have unrelated business gross income of \$1,000 or more during the year? | 3a | X |
| b | If "Yes," has it filed a Form 990-T for this year? If "No," to line 3b, provide an explanation in Schedule O | 3b | |
| 4a | At any time during the calendar year, did the organization have an interest in, or a signature or other authority over, a financial account in a foreign country (such as a bank account, securities account, or other financial account)? | 4a | X |
| b | If "Yes," enter the name of the foreign country: See instructions for filing requirements for FinCEN Form 114, Report of Foreign Bank and Financial Accounts (FBAR). | | |
| 5a | Was the organization a party to a prohibited tax shelter transaction at any time during the tax year? | 5a | X |
| b | Did any taxable party notify the organization that it was or is a party to a prohibited tax shelter transaction? | 5b | X |
| c | If "Yes," to line 5a or 5b, did the organization file Form 8886-T? | 5c | |
| 6a | Does the organization have annual gross receipts that are normally greater than \$100,000, and did the organization solicit any contributions that were not tax deductible as charitable contributions? | 6a | X |
| b | If "Yes," did the organization include with every solicitation an express statement that such contributions or gifts were not tax deductible? | 6b | |
| 7 | Organizations that may receive deductible contributions under section 170(c). | | |
| a | Did the organization receive a payment in excess of \$75 made partly as a contribution and partly for goods and services provided to the payor? | 7a | |
| b | If "Yes," did the organization notify the donor of the value of the goods or services provided? | 7b | |
| c | Did the organization sell, exchange, or otherwise dispose of tangible personal property for which it was required to file Form 8282? | 7c | |
| d | If "Yes," indicate the number of Forms 8282 filed during the year | 7d | |
| e | Did the organization receive any funds, directly or indirectly, to pay premiums on a personal benefit contract? | 7e | X |
| f | Did the organization, during the year, pay premiums, directly or indirectly, on a personal benefit contract? | 7f | X |
| g | If the organization received a contribution of qualified intellectual property, did the organization file Form 8899 as required? | 7g | |
| h | If the organization received a contribution of cars, boats, airplanes, or other vehicles, did the organization file a Form 1098-C? | 7h | |
| 8 | Sponsoring organizations maintaining donor advised funds. Did a donor advised fund maintained by the sponsoring organization have excess business holdings at any time during the year? | 8 | |
| 9 | Sponsoring organizations maintaining donor advised funds. | | |
| a | Did the sponsoring organization make any taxable distributions under section 4966? | 9a | |
| b | Did the sponsoring organization make a distribution to a donor, donor advisor, or related person? | 9b | |
| 10 | Section 501(c)(7) organizations. Enter: | | |
| a | Initiation fees and capital contributions included on Part VIII, line 12 | 10a | |
| b | Gross receipts, included on Form 990, Part VIII, line 12, for public use of club facilities | 10b | |
| 11 | Section 501(c)(12) organizations. Enter: | | |
| a | Gross income from members or shareholders | 11a | |
| b | Gross income from other sources (Do not net amounts due or paid to other sources against amounts due or received from them.) | 11b | |
| 12a | Section 4947(a)(1) non-exempt charitable trusts. Is the organization filing Form 990 in lieu of Form 1041? | 12a | |
| b | If "Yes," enter the amount of tax-exempt interest received or accrued during the year | 12b | |
| 13 | Section 501(c)(29) qualified nonprofit health insurance issuers. | | |
| a | Is the organization licensed to issue qualified health plans in more than one state? Note. See the instructions for additional information the organization must report on Schedule O. | 13a | |
| b | Enter the amount of reserves the organization is required to maintain by the states in which the organization is licensed to issue qualified health plans | 13b | |
| c | Enter the amount of reserves on hand | 13c | |
| 14a | Did the organization receive any payments for indoor tanning services during the tax year? | 14a | X |
| b | If "Yes," has it filed a Form 720 to report these payments? If "No," provide an explanation in Schedule O | 14b | |

Part VI Governance, Management, and Disclosure For each "Yes" response to lines 2 through 7b below, and for a "No" response to line 8a, 8b, or 10b below, describe the circumstances, processes, or changes in Schedule O. See instructions.

Check if Schedule O contains a response or note to any line in this Part VI ☒

Section A. Governing Body and Management

| | 1a | 1b | 2 | 3 | 4 | 5 | 6 | 7a | 7b | 8a | 8b | 9 | Yes | No |
|---|----|----|---|---|---|---|---|----|----|----|----|---|-----|----|
| 1a Enter the number of voting members of the governing body at the end of the tax year | 3 | | | | | | | | | | | | | |
| If there are material differences in voting rights among members of the governing body, or if the governing body delegated broad authority to an executive committee or similar committee, explain in Schedule O. | | | | | | | | | | | | | | |
| b Enter the number of voting members included in line 1a, above, who are independent | | 3 | | | | | | | | | | | | |
| 2 Did any officer, director, trustee, or key employee have a family relationship or a business relationship with any other officer, director, trustee, or key employee? | | | 2 | | | | | | | | | | | X |
| 3 Did the organization delegate control over management duties customarily performed by or under the direct supervision of officers, directors, or trustees, or key employees to a management company or other person? | | | | 3 | | | | | | | | | | X |
| 4 Did the organization make any significant changes to its governing documents since the prior Form 990 was filed? | | | | | 4 | | | | | | | | | X |
| 5 Did the organization become aware during the year of a significant diversion of the organization's assets? | | | | | | 5 | | | | | | | | X |
| 6 Did the organization have members or stockholders? | | | | | | | 6 | | | | | | X | |
| 7a Did the organization have members, stockholders, or other persons who had the power to elect or appoint one or more members of the governing body? | | | | | | | | 7a | | | | | X | |
| b Are any governance decisions of the organization reserved to (or subject to approval by) members, stockholders, or persons other than the governing body? | | | | | | | | | 7b | | | | | X |
| 8 Did the organization contemporaneously document the meetings held or written actions undertaken during the year by the following: | | | | | | | | | | | | | | |
| a The governing body? | | | | | | | | | | 8a | | | X | |
| b Each committee with authority to act on behalf of the governing body? | | | | | | | | | | | 8b | | X | |
| 9 Is there any officer, director, trustee, or key employee listed in Part VII, Section A, who cannot be reached at the organization's mailing address? If "Yes," provide the names and addresses in Schedule O | | | | | | | | | | | | 9 | | X |

Section B. Policies (This Section B requests information about policies not required by the Internal Revenue Code.)

| | 10a | 10b | 11a | 11b | 12a | 12b | 12c | 13 | 14 | 15a | 15b | 16a | 16b | Yes | No |
|---|-----|-----|-----|-----|-----|-----|-----|----|----|-----|-----|-----|-----|-----|----|
| 10a Did the organization have local chapters, branches, or affiliates? | | | | | | | | | | | | | | | X |
| b If "Yes," did the organization have written policies and procedures governing the activities of such chapters, affiliates, and branches to ensure their operations are consistent with the organization's exempt purposes? | | | | | | | | | | | | | | | |
| 11a Has the organization provided a complete copy of this Form 990 to all members of its governing body before filing the form? | | | 11a | | | | | | | | | | | X | |
| b Describe in Schedule O the process, if any, used by the organization to review this Form 990. | | | | | | | | | | | | | | | |
| 12a Did the organization have a written conflict of interest policy? If "No," go to line 13 | | | | | 12a | | | | | | | | | X | |
| b Were officers, directors, or trustees, and key employees required to disclose annually interests that could give rise to conflicts? | | | | | | 12b | | | | | | | | | X |
| c Did the organization regularly and consistently monitor and enforce compliance with the policy? If "Yes," describe in Schedule O how this was done | | | | | | | 12c | | | | | | | | X |
| 13 Did the organization have a written whistleblower policy? | | | | | | | | 13 | | | | | | X | |
| 14 Did the organization have a written document retention and destruction policy? | | | | | | | | | 14 | | | | | X | |
| 15 Did the process for determining compensation of the following persons include a review and approval by independent persons, comparability data, and contemporaneous substantiation of the deliberation and decision? | | | | | | | | | | | | | | | |
| a The organization's CEO, Executive Director, or top management official | | | | | | | | | | 15a | | | | X | |
| b Other officers or key employees of the organization | | | | | | | | | | | 15b | | | X | |
| If "Yes" to line 15a or 15b, describe the process in Schedule O (see instructions). | | | | | | | | | | | | | | | |
| 16a Did the organization invest in, contribute assets to, or participate in a joint venture or similar arrangement with a taxable entity during the year? | | | | | | | | | | | | 16a | | | X |
| b If "Yes," did the organization follow a written policy or procedure requiring the organization to evaluate its participation in joint venture arrangements under applicable federal tax law, and take steps to safeguard the organization's exempt status with respect to such arrangements? | | | | | | | | | | | | | 16b | | |

Section C. Disclosure

17 List the states with which a copy of this Form 990 is required to be filed **CA, MT, IL**

18 Section 6104 requires an organization to make its Forms 1023 (or 1024 if applicable), 990, and 990-T (Section 501(c)(3)s only) available for public inspection. Indicate how you made these available. Check all that apply.

☐ Own website ☐ Another's website ☒ Upon request ☐ Other (explain in Schedule O)

19 Describe in Schedule O whether (and if so, how) the organization made its governing documents, conflict of interest policy, and financial statements available to the public during the tax year.

20 State the name, address, and telephone number of the person who possesses the organization's books and records: **RYAN KISCADEN - 888-266-0550**
500 OFFICE CENTER DRIVE, STE 400, FORT WASHINGTON, PA 19034

Part VII Section A. Officers, Directors, Trustees, Key Employees, and Highest Compensated Employees (continued)

| (A) Name and title | (B) Average hours per week (list any hours for related organizations below line) | (C) Position (do not check more than one box, unless person is both an officer and a director/trustee) | | | | | | (D) Reportable compensation from the organization (W-2/1099-MISC) | (E) Reportable compensation from related organizations (W-2/1099-MISC) | (F) Estimated amount of other compensation from the organization and related organizations |
|--|---|---|-----------------------|---------|--------------|------------------------------|--------|--|---|---|
| | | Individual trustee or director | Institutional trustee | Officer | Key employee | Highest compensated employee | Former | | | |
| | | | | | | | | | | |
| | | | | | | | | | | |
| | | | | | | | | | | |
| | | | | | | | | | | |
| | | | | | | | | | | |
| | | | | | | | | | | |
| | | | | | | | | | | |
| | | | | | | | | | | |
| | | | | | | | | | | |
| | | | | | | | | | | |
| | | | | | | | | | | |
| | | | | | | | | | | |
| | | | | | | | | | | |
| | | | | | | | | | | |
| | | | | | | | | | | |
| | | | | | | | | | | |
| | | | | | | | | | | |
| 1b Sub-total | | | | | | | | 98,980. | 0. | 5,483. |
| c Total from continuation sheets to Part VII, Section A | | | | | | | | 0. | 0. | 0. |
| d Total (add lines 1b and 1c) | | | | | | | | 98,980. | 0. | 5,483. |

2 Total number of individuals (including but not limited to those listed above) who received more than \$100,000 of reportable compensation from the organization **0**

- 3** Did the organization list any **former** officer, director, or trustee, key employee, or highest compensated employee on line 1a? If "Yes," complete Schedule J for such individual **3**
- 4** For any individual listed on line 1a, is the sum of reportable compensation and other compensation from the organization and related organizations greater than \$150,000? If "Yes," complete Schedule J for such individual **4**
- 5** Did any person listed on line 1a receive or accrue compensation from any unrelated organization or individual for services rendered to the organization? If "Yes," complete Schedule J for such person **5**

| | Yes | No |
|----------|-----|----|
| 3 | | X |
| 4 | | X |
| 5 | | X |

Section B. Independent Contractors

1 Complete this table for your five highest compensated independent contractors that received more than \$100,000 of compensation from the organization. Report compensation for the calendar year ending with or within the organization's tax year.

| (A) Name and business address | (B) Description of services | (C) Compensation |
|---|---------------------------------------|---------------------|
| S. GRONER ASSOCIATES, INC., 100 W. BROADWAY, SUITE 290, LONG BEACH, CA 90802 | MARKETING CONSULTING | 621,909. |
| VEOLIA ES TECHNICAL SOLUTIONS, LLC, 215 S. PARK STREET, PORT WASHINGTON, WA 53074 | ADMINISTRATIVE AND RECYCLING SERVICES | 531,055. |
| GILLESPIE GROUP, 101 N. PROVIDENCE ROAD, WALLINGFORD, PA 19086 | MARKETING & ADVERTISING | 219,287. |
| FIRST PIER TECHNOLOGY PARTNERS, LLC, 217 COMMERCIAL ST, SUITE 300, PORTLAND, ME | OPERATIONS DATABASE AND MAINTENANCE | 152,739. |
| CENTER FOR ECOTECHNOLOGY 112 ELM STREET, PITTSFIELD, MA 01201 | ENERGY CODE COMPLIANCE SERVICES/ | 130,730. |

2 Total number of independent contractors (including but not limited to those listed above) who received more than \$100,000 of compensation from the organization **5**

Part VIII Statement of RevenueCheck if Schedule O contains a response or note to any line in this Part VIII ☐

| | | | | (A) Total revenue | (B) Related or exempt function revenue | (C) Unrelated business revenue | (D) Revenue excluded from tax under sections 512 - 514 |
|---|--|----------------------|----------------------|----------------------|---|---|--|
| Contributions, Gifts, Grants and Other Similar Amounts | 1 a Federated campaigns | 1a | | | | | |
| | b Membership dues | 1b | | | | | |
| | c Fundraising events | 1c | | | | | |
| | d Related organizations | 1d | | | | | |
| | e Government grants (contributions) | 1e | | | | | |
| | f All other contributions, gifts, grants, and similar amounts not included above | 1f | | | | | |
| | g Noncash contributions included in lines 1a-1f: \$ | | | | | | |
| | h Total. Add lines 1a-1f | | | | | | |
| Program Service Revenue | 2 a MEMBERSHIP DUES | Business Code | 900099 | 2,875,652. | 2,875,652. | | |
| | b GOVERNMENT AFFAIRS | | 900099 | 140,002. | 140,002. | | |
| | c SITE PARTICIPATION FEE | | 900099 | 5,344. | 5,344. | | |
| | d | | | | | | |
| | e | | | | | | |
| | f All other program service revenue | | | | | | |
| | g Total. Add lines 2a-2f | | | 3,020,998. | | | |
| | 3 Investment income (including dividends, interest, and other similar amounts) | | | 758. | | | 758. |
| 4 Income from investment of tax-exempt bond proceeds | | | | | | | |
| 5 Royalties | | | | | | | |
| Other Revenue | 6 a Gross rents | (i) Real | (ii) Personal | | | | |
| | b Less: rental expenses | | | | | | |
| | c Rental income or (loss) | | | | | | |
| | d Net rental income or (loss) | | | | | | |
| | 7 a Gross amount from sales of assets other than inventory | (i) Securities | (ii) Other | | | | |
| | b Less: cost or other basis and sales expenses | | | | | | |
| | c Gain or (loss) | | | | | | |
| | d Net gain or (loss) | | | | | | |
| | 8 a Gross income from fundraising events (not including \$ _____ of contributions reported on line 1c). See Part IV, line 18 | a | | | | | |
| | b Less: direct expenses | b | | | | | |
| | c Net income or (loss) from fundraising events | | | | | | |
| | 9 a Gross income from gaming activities. See Part IV, line 19 | a | | | | | |
| | b Less: direct expenses | b | | | | | |
| | c Net income or (loss) from gaming activities | | | | | | |
| | 10 a Gross sales of inventory, less returns and allowances | a | | | | | |
| | b Less: cost of goods sold | b | | | | | |
| | c Net income or (loss) from sales of inventory | | | | | | |
| | Miscellaneous Revenue | | Business Code | | | | |
| | 11 a | | | | | | |
| | b | | | | | | |
| c | | | | | | | |
| d All other revenue | | | | | | | |
| e Total. Add lines 11a-11d | | | | | | | |
| 12 Total revenue. See instructions. | | | 3,021,756. | 3,020,998. | 0. | 758. | |

Part IX Statement of Functional Expenses

Section 501(c)(3) and 501(c)(4) organizations must complete all columns. All other organizations must complete column (A).

Check if Schedule O contains a response or note to any line in this Part IX

☒ X

| Do not include amounts reported on lines 6b, 7b, 8b, 9b, and 10b of Part VIII. | (A) Total expenses | (B) Program service expenses | (C) Management and general expenses | (D) Fundraising expenses |
|--|-----------------------|---------------------------------|--|-----------------------------|
| 1 Grants and other assistance to domestic organizations and domestic governments. See Part IV, line 21 ... | | | | |
| 2 Grants and other assistance to domestic individuals. See Part IV, line 22 | | | | |
| 3 Grants and other assistance to foreign organizations, foreign governments, and foreign individuals. See Part IV, lines 15 and 16 | | | | |
| 4 Benefits paid to or for members | | | | |
| 5 Compensation of current officers, directors, trustees, and key employees | 104,463. | | | |
| 6 Compensation not included above, to disqualified persons (as defined under section 4958(f)(1)) and persons described in section 4958(c)(3)(B) | | | | |
| 7 Other salaries and wages | 137,104. | | | |
| 8 Pension plan accruals and contributions (include section 401(k) and 403(b) employer contributions) | | | | |
| 9 Other employee benefits | 13,489. | | | |
| 10 Payroll taxes | 19,081. | | | |
| 11 Fees for services (non-employees): | | | | |
| a Management | | | | |
| b Legal | 85,339. | | | |
| c Accounting | 28,093. | | | |
| d Lobbying | | | | |
| e Professional fundraising services. See Part IV, line 17 | | | | |
| f Investment management fees | | | | |
| g Other. (If line 11g amount exceeds 10% of line 25, column (A) amount, list line 11g expenses on Sch. O.) | 514,558. | | | |
| 12 Advertising and promotion | 977,700. | | | |
| 13 Office expenses | 18,303. | | | |
| 14 Information technology | 114,394. | | | |
| 15 Royalties | | | | |
| 16 Occupancy | 67,464. | | | |
| 17 Travel | 60,087. | | | |
| 18 Payments of travel or entertainment expenses for any federal, state, or local public officials | | | | |
| 19 Conferences, conventions, and meetings | | | | |
| 20 Interest | | | | |
| 21 Payments to affiliates | | | | |
| 22 Depreciation, depletion, and amortization | 18,693. | | | |
| 23 Insurance | 23,033. | | | |
| 24 Other expenses. Itemize expenses not covered above. (List miscellaneous expenses in line 24e. If line 24e amount exceeds 10% of line 25, column (A) amount, list line 24e expenses on Schedule O.) | | | | |
| a RECYCLING SERVICES | 583,829. | | | |
| b SPONSORSHIPS AND MEMBER | 63,688. | | | |
| c COMMUNICATIONS | 45,426. | | | |
| d INCENTIVE PAYMENTS | 11,512. | | | |
| e All other expenses | 16,571. | | | |
| 25 Total functional expenses. Add lines 1 through 24e | 2,902,827. | | | |
| 26 Joint costs. Complete this line only if the organization reported in column (B) joint costs from a combined educational campaign and fundraising solicitation. | | | | |

Check here ☐ if following SOP 98-2 (ASC 958-720)

Part X Balance SheetCheck if Schedule O contains a response or note to any line in this Part X ☐

| | | (A) Beginning of year | | (B) End of year |
|--|--|--------------------------|------------|--------------------|
| Assets | 1 Cash - non-interest-bearing | 236,507. | 1 | 917,150. |
| | 2 Savings and temporary cash investments | 371,572. | 2 | 175,470. |
| | 3 Pledges and grants receivable, net | | 3 | |
| | 4 Accounts receivable, net | 463,122. | 4 | 13,395. |
| | 5 Loans and other receivables from current and former officers, directors, trustees, key employees, and highest compensated employees. Complete Part II of Schedule L | | 5 | |
| | 6 Loans and other receivables from other disqualified persons (as defined under section 4958(f)(1)), persons described in section 4958(c)(3)(B), and contributing employers and sponsoring organizations of section 501(c)(9) voluntary employees' beneficiary organizations (see instr). Complete Part II of Sch L | | 6 | |
| | 7 Notes and loans receivable, net | | 7 | |
| | 8 Inventories for sale or use | | 8 | |
| | 9 Prepaid expenses and deferred charges | 165,085. | 9 | 50,203. |
| | 10a Land, buildings, and equipment: cost or other basis. Complete Part VI of Schedule D | 10a 10,068. | | |
| | b Less: accumulated depreciation | 10b 8,647. | 10c | 1,421. |
| | 11 Investments - publicly traded securities | | 11 | |
| | 12 Investments - other securities. See Part IV, line 11 | | 12 | |
| | 13 Investments - program-related. See Part IV, line 11 | | 13 | |
| | 14 Intangible assets | 2,986. | 14 | 67,424. |
| | 15 Other assets. See Part IV, line 11 | 21,188. | 15 | 9,368. |
| 16 Total assets. Add lines 1 through 15 (must equal line 34) | 1,263,712. | 16 | 1,234,431. | |
| Liabilities | 17 Accounts payable and accrued expenses | 366,386. | 17 | 218,176. |
| | 18 Grants payable | | 18 | |
| | 19 Deferred revenue | | 19 | |
| | 20 Tax-exempt bond liabilities | | 20 | |
| | 21 Escrow or custodial account liability. Complete Part IV of Schedule D | | 21 | |
| | 22 Loans and other payables to current and former officers, directors, trustees, key employees, highest compensated employees, and disqualified persons. Complete Part II of Schedule L | | 22 | |
| | 23 Secured mortgages and notes payable to unrelated third parties | | 23 | |
| | 24 Unsecured notes and loans payable to unrelated third parties | | 24 | |
| | 25 Other liabilities (including federal income tax, payables to related third parties, and other liabilities not included on lines 17-24). Complete Part X of Schedule D | | 25 | |
| | 26 Total liabilities. Add lines 17 through 25 | 366,386. | 26 | 218,176. |
| Net Assets or Fund Balances | Organizations that follow SFAS 117 (ASC 958), check here <input checked="" type="checkbox"/> and complete lines 27 through 29, and lines 33 and 34. | | | |
| | 27 Unrestricted net assets | 897,326. | 27 | 1,016,255. |
| | 28 Temporarily restricted net assets | | 28 | |
| | 29 Permanently restricted net assets | | 29 | |
| | Organizations that do not follow SFAS 117 (ASC 958), check here <input type="checkbox"/> and complete lines 30 through 34. | | | |
| | 30 Capital stock or trust principal, or current funds | | 30 | |
| | 31 Paid-in or capital surplus, or land, building, or equipment fund | | 31 | |
| | 32 Retained earnings, endowment, accumulated income, or other funds | | 32 | |
| | 33 Total net assets or fund balances | 897,326. | 33 | 1,016,255. |
| 34 Total liabilities and net assets/fund balances | 1,263,712. | 34 | 1,234,431. | |

Part XI Reconciliation of Net AssetsCheck if Schedule O contains a response or note to any line in this Part XI ☐

| | | | |
|-----------|--|-----------|------------|
| 1 | Total revenue (must equal Part VIII, column (A), line 12) | 1 | 3,021,756. |
| 2 | Total expenses (must equal Part IX, column (A), line 25) | 2 | 2,902,827. |
| 3 | Revenue less expenses. Subtract line 2 from line 1 | 3 | 118,929. |
| 4 | Net assets or fund balances at beginning of year (must equal Part X, line 33, column (A)) | 4 | 897,326. |
| 5 | Net unrealized gains (losses) on investments | 5 | |
| 6 | Donated services and use of facilities | 6 | |
| 7 | Investment expenses | 7 | |
| 8 | Prior period adjustments | 8 | |
| 9 | Other changes in net assets or fund balances (explain in Schedule O) | 9 | 0. |
| 10 | Net assets or fund balances at end of year. Combine lines 3 through 9 (must equal Part X, line 33, column (B)) | 10 | 1,016,255. |

Part XII Financial Statements and ReportingCheck if Schedule O contains a response or note to any line in this Part XII ☒

| | Yes | No |
|---|----------|----------|
| 1 Accounting method used to prepare the Form 990: <input type="checkbox"/> Cash <input checked="" type="checkbox"/> Accrual <input type="checkbox"/> Other _____ If the organization changed its method of accounting from a prior year or checked "Other," explain in Schedule O. | | |
| 2a Were the organization's financial statements compiled or reviewed by an independent accountant? _____ If "Yes," check a box below to indicate whether the financial statements for the year were compiled or reviewed on a separate basis, consolidated basis, or both: <input type="checkbox"/> Separate basis <input type="checkbox"/> Consolidated basis <input type="checkbox"/> Both consolidated and separate basis | | X |
| b Were the organization's financial statements audited by an independent accountant? _____ If "Yes," check a box below to indicate whether the financial statements for the year were audited on a separate basis, consolidated basis, or both: <input checked="" type="checkbox"/> Separate basis <input type="checkbox"/> Consolidated basis <input type="checkbox"/> Both consolidated and separate basis | X | |
| c If "Yes" to line 2a or 2b, does the organization have a committee that assumes responsibility for oversight of the audit, review, or compilation of its financial statements and selection of an independent accountant? _____ If the organization changed either its oversight process or selection process during the tax year, explain in Schedule O. | X | |
| 3a As a result of a federal award, was the organization required to undergo an audit or audits as set forth in the Single Audit Act and OMB Circular A-133? _____ | | X |
| b If "Yes," did the organization undergo the required audit or audits? If the organization did not undergo the required audit or audits, explain why in Schedule O and describe any steps taken to undergo such audits _____ | | |

Form 990 (2017)

SCHEDULE C
(Form 990 or 990-EZ)

Department of the Treasury
Internal Revenue Service

Political Campaign and Lobbying Activities

For Organizations Exempt From Income Tax Under section 501(c) and section 527
▶ **Complete if the organization is described below.** ▶ **Attach to Form 990 or Form 990-EZ.**
▶ **Go to www.irs.gov/Form990 for instructions and the latest information.**

OMB No. 1545-0047

2017

**Open to Public
Inspection**

If the organization answered "Yes," on Form 990, Part IV, line 3, or Form 990-EZ, Part V, line 46 (Political Campaign Activities), then

- Section 501(c)(3) organizations: Complete Parts I-A and B. Do not complete Part I-C.
- Section 501(c) (other than section 501(c)(3)) organizations: Complete Parts I-A and C below. Do not complete Part I-B.
- Section 527 organizations: Complete Part I-A only.

If the organization answered "Yes," on Form 990, Part IV, line 4, or Form 990-EZ, Part VI, line 47 (Lobbying Activities), then

- Section 501(c)(3) organizations that have filed Form 5768 (election under section 501(h)): Complete Part II-A. Do not complete Part II-B.
- Section 501(c)(3) organizations that have NOT filed Form 5768 (election under section 501(h)): Complete Part II-B. Do not complete Part II-A.

If the organization answered "Yes," on Form 990, Part IV, line 5 (Proxy Tax) (see separate instructions) or Form 990-EZ, Part V, line 35c (Proxy Tax) (see separate instructions), then

- Section 501(c)(4), (5), or (6) organizations: Complete Part III.

Name of organization

THERMOSTAT RECYCLING CORPORATION

Employer identification number

54-1830284

Part I-A Complete if the organization is exempt under section 501(c) or is a section 527 organization.

1 Provide a description of the organization's direct and indirect political campaign activities in Part IV.

2 Political campaign activity expenditures ▶ \$

3 Volunteer hours for political campaign activities ▶

Part I-B Complete if the organization is exempt under section 501(c)(3).

1 Enter the amount of any excise tax incurred by the organization under section 4955 ▶ \$

2 Enter the amount of any excise tax incurred by organization managers under section 4955 ▶ \$

3 If the organization incurred a section 4955 tax, did it file Form 4720 for this year? ☐ Yes ☐ No

4a Was a correction made? ☐ Yes ☐ No

b If "Yes," describe in Part IV.

Part I-C Complete if the organization is exempt under section 501(c), except section 501(c)(3).

1 Enter the amount directly expended by the filing organization for section 527 exempt function activities ▶ \$

2 Enter the amount of the filing organization's funds contributed to other organizations for section 527
exempt function activities ▶ \$

3 Total exempt function expenditures. Add lines 1 and 2. Enter here and on Form 1120-POL,
line 17b ▶ \$

4 Did the filing organization file **Form 1120-POL** for this year? ☐ Yes ☐ No

5 Enter the names, addresses and employer identification number (EIN) of all section 527 political organizations to which the filing organization made payments. For each organization listed, enter the amount paid from the filing organization's funds. Also enter the amount of political contributions received that were promptly and directly delivered to a separate political organization, such as a separate segregated fund or a political action committee (PAC). If additional space is needed, provide information in Part IV.

| (a) Name | (b) Address | (c) EIN | (d) Amount paid from filing organization's funds. If none, enter -0-. | (e) Amount of political contributions received and promptly and directly delivered to a separate political organization. If none, enter -0-. |
|----------|-------------|---------|---|--|
| | | | | |
| | | | | |
| | | | | |
| | | | | |
| | | | | |
| | | | | |
| | | | | |

For Paperwork Reduction Act Notice, see the Instructions for Form 990 or 990-EZ.

Schedule C (Form 990 or 990-EZ) 2017

LHA

Part II-A Complete if the organization is exempt under section 501(c)(3) and filed Form 5768 (election under section 501(h)).

A Check ☐ if the filing organization belongs to an affiliated group (and list in Part IV each affiliated group member's name, address, EIN, expenses, and share of excess lobbying expenditures).

B Check ☐ if the filing organization checked box A and "limited control" provisions apply.

| Limits on Lobbying Expenditures (The term "expenditures" means amounts paid or incurred.) | | (a) Filing organization's totals | (b) Affiliated group totals | | | | | | | | | | | | |
|---|--|------------------------------------|-----------------------------|-------------------------------|---|--|---|--|--|---|-------------------|--------------|--|--|--|
| 1a Total lobbying expenditures to influence public opinion (grass roots lobbying) | | | | | | | | | | | | | | | |
| b Total lobbying expenditures to influence a legislative body (direct lobbying) | | | | | | | | | | | | | | | |
| c Total lobbying expenditures (add lines 1a and 1b) | | | | | | | | | | | | | | | |
| d Other exempt purpose expenditures | | | | | | | | | | | | | | | |
| e Total exempt purpose expenditures (add lines 1c and 1d) | | | | | | | | | | | | | | | |
| f Lobbying nontaxable amount. Enter the amount from the following table in both columns. | | | | | | | | | | | | | | | |
| <table border="1"> <thead> <tr> <th>If the amount on line 1e, column (a) or (b) is:</th> <th>The lobbying nontaxable amount is:</th> </tr> </thead> <tbody> <tr> <td>Not over \$500,000</td> <td>20% of the amount on line 1e.</td> </tr> <tr> <td>Over \$500,000 but not over \$1,000,000</td> <td>\$100,000 plus 15% of the excess over \$500,000.</td> </tr> <tr> <td>Over \$1,000,000 but not over \$1,500,000</td> <td>\$175,000 plus 10% of the excess over \$1,000,000.</td> </tr> <tr> <td>Over \$1,500,000 but not over \$17,000,000</td> <td>\$225,000 plus 5% of the excess over \$1,500,000.</td> </tr> <tr> <td>Over \$17,000,000</td> <td>\$1,000,000.</td> </tr> </tbody> </table> | If the amount on line 1e, column (a) or (b) is: | The lobbying nontaxable amount is: | Not over \$500,000 | 20% of the amount on line 1e. | Over \$500,000 but not over \$1,000,000 | \$100,000 plus 15% of the excess over \$500,000. | Over \$1,000,000 but not over \$1,500,000 | \$175,000 plus 10% of the excess over \$1,000,000. | Over \$1,500,000 but not over \$17,000,000 | \$225,000 plus 5% of the excess over \$1,500,000. | Over \$17,000,000 | \$1,000,000. | | | |
| If the amount on line 1e, column (a) or (b) is: | The lobbying nontaxable amount is: | | | | | | | | | | | | | | |
| Not over \$500,000 | 20% of the amount on line 1e. | | | | | | | | | | | | | | |
| Over \$500,000 but not over \$1,000,000 | \$100,000 plus 15% of the excess over \$500,000. | | | | | | | | | | | | | | |
| Over \$1,000,000 but not over \$1,500,000 | \$175,000 plus 10% of the excess over \$1,000,000. | | | | | | | | | | | | | | |
| Over \$1,500,000 but not over \$17,000,000 | \$225,000 plus 5% of the excess over \$1,500,000. | | | | | | | | | | | | | | |
| Over \$17,000,000 | \$1,000,000. | | | | | | | | | | | | | | |
| g Grassroots nontaxable amount (enter 25% of line 1f) | | | | | | | | | | | | | | | |
| h Subtract line 1g from line 1a. If zero or less, enter -0- | | | | | | | | | | | | | | | |
| i Subtract line 1f from line 1c. If zero or less, enter -0- | | | | | | | | | | | | | | | |
| j If there is an amount other than zero on either line 1h or line 1i, did the organization file Form 4720 reporting section 4911 tax for this year? | | | | | | | | | | | | | | | |

☐ Yes ☐ No

4-Year Averaging Period Under section 501(h)

(Some organizations that made a section 501(h) election do not have to complete all of the five columns below.

See the separate instructions for lines 2a through 2f.)

| Lobbying Expenditures During 4-Year Averaging Period | | | | | |
|---|----------|----------|----------|----------|-----------|
| Calendar year (or fiscal year beginning in) | (a) 2014 | (b) 2015 | (c) 2016 | (d) 2017 | (e) Total |
| 2a Lobbying nontaxable amount | | | | | |
| b Lobbying ceiling amount (150% of line 2a, column(e)) | | | | | |
| c Total lobbying expenditures | | | | | |
| d Grassroots nontaxable amount | | | | | |
| e Grassroots ceiling amount (150% of line 2d, column (e)) | | | | | |
| f Grassroots lobbying expenditures | | | | | |

Schedule C (Form 990 or 990-EZ) 2017

SCHEDULE D
(Form 990)Department of the Treasury
Internal Revenue Service**Supplemental Financial Statements**

▶ **Complete if the organization answered "Yes" on Form 990, Part IV, line 6, 7, 8, 9, 10, 11a, 11b, 11c, 11d, 11e, 11f, 12a, or 12b.**
▶ **Attach to Form 990.**

▶ **Go to www.irs.gov/Form990 for instructions and the latest information.**

OMB No. 1545-0047

2017**Open to Public Inspection****Name of the organization****THERMOSTAT RECYCLING CORPORATION****Employer identification number****54-1830284****Part I****Organizations Maintaining Donor Advised Funds or Other Similar Funds or Accounts.** Complete if the organization answered "Yes" on Form 990, Part IV, line 6.

| | (a) Donor advised funds | (b) Funds and other accounts |
|---|------------------------------|------------------------------|
| 1 Total number at end of year | | |
| 2 Aggregate value of contributions to (during year) | | |
| 3 Aggregate value of grants from (during year) | | |
| 4 Aggregate value at end of year | | |
| 5 Did the organization inform all donors and donor advisors in writing that the assets held in donor advised funds are the organization's property, subject to the organization's exclusive legal control? | <input type="checkbox"/> Yes | <input type="checkbox"/> No |
| 6 Did the organization inform all grantees, donors, and donor advisors in writing that grant funds can be used only for charitable purposes and not for the benefit of the donor or donor advisor, or for any other purpose conferring impermissible private benefit? | <input type="checkbox"/> Yes | <input type="checkbox"/> No |

Part II**Conservation Easements.** Complete if the organization answered "Yes" on Form 990, Part IV, line 7.

1 Purpose(s) of conservation easements held by the organization (check all that apply).

| | |
|--|---|
| <input type="checkbox"/> Preservation of land for public use (e.g., recreation or education) | <input type="checkbox"/> Preservation of a historically important land area |
| <input type="checkbox"/> Protection of natural habitat | <input type="checkbox"/> Preservation of a certified historic structure |
| <input type="checkbox"/> Preservation of open space | |

2 Complete lines 2a through 2d if the organization held a qualified conservation contribution in the form of a conservation easement on the last day of the tax year.

| | Held at the End of the Tax Year |
|--|---------------------------------|
| a Total number of conservation easements | 2a |
| b Total acreage restricted by conservation easements | 2b |
| c Number of conservation easements on a certified historic structure included in (a) | 2c |
| d Number of conservation easements included in (c) acquired after 7/25/06, and not on a historic structure listed in the National Register | 2d |

3 Number of conservation easements modified, transferred, released, extinguished, or terminated by the organization during the tax year ▶

4 Number of states where property subject to conservation easement is located ▶

5 Does the organization have a written policy regarding the periodic monitoring, inspection, handling of violations, and enforcement of the conservation easements it holds?

☐ Yes ☐ No

6 Staff and volunteer hours devoted to monitoring, inspecting, handling of violations, and enforcing conservation easements during the year ▶

7 Amount of expenses incurred in monitoring, inspecting, handling of violations, and enforcing conservation easements during the year ▶ \$

8 Does each conservation easement reported on line 2(d) above satisfy the requirements of section 170(h)(4)(B)(i) and section 170(h)(4)(B)(ii)?

☐ Yes ☐ No

9 In Part XIII, describe how the organization reports conservation easements in its revenue and expense statement, and balance sheet, and include, if applicable, the text of the footnote to the organization's financial statements that describes the organization's accounting for conservation easements.

Part III**Organizations Maintaining Collections of Art, Historical Treasures, or Other Similar Assets.**

Complete if the organization answered "Yes" on Form 990, Part IV, line 8.

1a If the organization elected, as permitted under SFAS 116 (ASC 958), not to report in its revenue statement and balance sheet works of art, historical treasures, or other similar assets held for public exhibition, education, or research in furtherance of public service, provide, in Part XIII, the text of the footnote to its financial statements that describes these items.

b If the organization elected, as permitted under SFAS 116 (ASC 958), to report in its revenue statement and balance sheet works of art, historical treasures, or other similar assets held for public exhibition, education, or research in furtherance of public service, provide the following amounts relating to these items:

(i) Revenue included on Form 990, Part VIII, line 1

▶ \$

(ii) Assets included in Form 990, Part X

▶ \$

2 If the organization received or held works of art, historical treasures, or other similar assets for financial gain, provide the following amounts required to be reported under SFAS 116 (ASC 958) relating to these items:

a Revenue included on Form 990, Part VIII, line 1

▶ \$

b Assets included in Form 990, Part X

▶ \$

Part III Organizations Maintaining Collections of Art, Historical Treasures, or Other Similar Assets (continued)

3 Using the organization's acquisition, accession, and other records, check any of the following that are a significant use of its collection items (check all that apply):

a ☐ Public exhibition

d ☐ Loan or exchange programs

b ☐ Scholarly research

e ☐ Other _____

c ☐ Preservation for future generations

4 Provide a description of the organization's collections and explain how they further the organization's exempt purpose in Part XIII.

5 During the year, did the organization solicit or receive donations of art, historical treasures, or other similar assets

to be sold to raise funds rather than to be maintained as part of the organization's collection? ☐ Yes ☐ No

Part IV Escrow and Custodial Arrangements. Complete if the organization answered "Yes" on Form 990, Part IV, line 9, or reported an amount on Form 990, Part X, line 21.

1a Is the organization an agent, trustee, custodian or other intermediary for contributions or other assets not included on Form 990, Part X? ☐ Yes ☐ No

b If "Yes," explain the arrangement in Part XIII and complete the following table:

c Beginning balance

d Additions during the year

e Distributions during the year

f Ending balance

| | Amount |
|----|--------|
| 1c | |
| 1d | |
| 1e | |
| 1f | |

2a Did the organization include an amount on Form 990, Part X, line 21, for escrow or custodial account liability? ☐ Yes ☐ No

b If "Yes," explain the arrangement in Part XIII. Check here if the explanation has been provided on Part XIII ☐

Part V Endowment Funds. Complete if the organization answered "Yes" on Form 990, Part IV, line 10.

| | (a) Current year | (b) Prior year | (c) Two years back | (d) Three years back | (e) Four years back |
|--|------------------|----------------|--------------------|----------------------|---------------------|
| 1a Beginning of year balance | | | | | |
| b Contributions | | | | | |
| c Net investment earnings, gains, and losses | | | | | |
| d Grants or scholarships | | | | | |
| e Other expenditures for facilities and programs | | | | | |
| f Administrative expenses | | | | | |
| g End of year balance | | | | | |

2 Provide the estimated percentage of the current year end balance (line 1g, column (a)) held as:

a Board designated or quasi-endowment ☐ _____ %

b Permanent endowment ☐ _____ %

c Temporarily restricted endowment ☐ _____ %

The percentages on lines 2a, 2b, and 2c should equal 100%.

3a Are there endowment funds not in the possession of the organization that are held and administered for the organization by:

(i) unrelated organizations

(ii) related organizations

| | Yes | No |
|--------|-----|----|
| 3a(i) | | |
| 3a(ii) | | |
| 3b | | |

b If "Yes" on line 3a(ii), are the related organizations listed as required on Schedule R? ☐

4 Describe in Part XIII the intended uses of the organization's endowment funds.

Part VI Land, Buildings, and Equipment.

Complete if the organization answered "Yes" on Form 990, Part IV, line 11a. See Form 990, Part X, line 10.

| Description of property | (a) Cost or other basis (investment) | (b) Cost or other basis (other) | (c) Accumulated depreciation | (d) Book value |
|--|--------------------------------------|---------------------------------|------------------------------|----------------|
| 1a Land | | | | |
| b Buildings | | | | |
| c Leasehold improvements | | | | |
| d Equipment | | 10,068. | 8,647. | 1,421. |
| e Other | | | | |
| Total. Add lines 1a through 1e. (Column (d) must equal Form 990, Part X, column (B), line 10c.) | | | | 1,421. |

Part VII Investments - Other Securities.

Complete if the organization answered "Yes" on Form 990, Part IV, line 11b. See Form 990, Part X, line 12.

| (a) Description of security or category (including name of security) | (b) Book value | (c) Method of valuation: Cost or end-of-year market value |
|---|----------------|---|
| (1) Financial derivatives | | |
| (2) Closely-held equity interests | | |
| (3) Other | | |
| (A) | | |
| (B) | | |
| (C) | | |
| (D) | | |
| (E) | | |
| (F) | | |
| (G) | | |
| (H) | | |
| Total. (Col. (b) must equal Form 990, Part X, col. (B) line 12.) ▶ | | |

Part VIII Investments - Program Related.

Complete if the organization answered "Yes" on Form 990, Part IV, line 11c. See Form 990, Part X, line 13.

| (a) Description of investment | (b) Book value | (c) Method of valuation: Cost or end-of-year market value |
|---|----------------|---|
| (1) | | |
| (2) | | |
| (3) | | |
| (4) | | |
| (5) | | |
| (6) | | |
| (7) | | |
| (8) | | |
| (9) | | |
| Total. (Col. (b) must equal Form 990, Part X, col. (B) line 13.) ▶ | | |

Part IX Other Assets.

Complete if the organization answered "Yes" on Form 990, Part IV, line 11d. See Form 990, Part X, line 15.

| (a) Description | (b) Book value |
|---|----------------|
| (1) | |
| (2) | |
| (3) | |
| (4) | |
| (5) | |
| (6) | |
| (7) | |
| (8) | |
| (9) | |
| Total. (Column (b) must equal Form 990, Part X, col. (B) line 15.) ▶ | |

Part X Other Liabilities.

Complete if the organization answered "Yes" on Form 990, Part IV, line 11e or 11f. See Form 990, Part X, line 25.

| 1. (a) Description of liability | (b) Book value | |
|---|----------------|--|
| (1) Federal income taxes | | |
| (2) | | |
| (3) | | |
| (4) | | |
| (5) | | |
| (6) | | |
| (7) | | |
| (8) | | |
| (9) | | |
| Total. (Column (b) must equal Form 990, Part X, col. (B) line 25.) ▶ | | |

2. Liability for uncertain tax positions. In Part XIII, provide the text of the footnote to the organization's financial statements that reports the organization's liability for uncertain tax positions under FIN 48 (ASC 740). Check here if the text of the footnote has been provided in Part XIII ☒

Part XI Reconciliation of Revenue per Audited Financial Statements With Revenue per Return.

Complete if the organization answered "Yes" on Form 990, Part IV, line 12a.

| | | | |
|----------|--|-----------|------------|
| 1 | Total revenue, gains, and other support per audited financial statements | 1 | 3,021,756. |
| 2 | Amounts included on line 1 but not on Form 990, Part VIII, line 12: | | |
| a | Net unrealized gains (losses) on investments | 2a | |
| b | Donated services and use of facilities | 2b | |
| c | Recoveries of prior year grants | 2c | |
| d | Other (Describe in Part XIII.) | 2d | |
| e | Add lines 2a through 2d | 2e | 0. |
| 3 | Subtract line 2e from line 1 | 3 | 3,021,756. |
| 4 | Amounts included on Form 990, Part VIII, line 12, but not on line 1: | | |
| a | Investment expenses not included on Form 990, Part VIII, line 7b | 4a | |
| b | Other (Describe in Part XIII.) | 4b | |
| c | Add lines 4a and 4b | 4c | 0. |
| 5 | Total revenue. Add lines 3 and 4c . (This must equal Form 990, Part I, line 12.) | 5 | 3,021,756. |

Part XII Reconciliation of Expenses per Audited Financial Statements With Expenses per Return.

Complete if the organization answered "Yes" on Form 990, Part IV, line 12a.

| | | | |
|----------|---|-----------|------------|
| 1 | Total expenses and losses per audited financial statements | 1 | 2,902,827. |
| 2 | Amounts included on line 1 but not on Form 990, Part IX, line 25: | | |
| a | Donated services and use of facilities | 2a | |
| b | Prior year adjustments | 2b | |
| c | Other losses | 2c | |
| d | Other (Describe in Part XIII.) | 2d | |
| e | Add lines 2a through 2d | 2e | 0. |
| 3 | Subtract line 2e from line 1 | 3 | 2,902,827. |
| 4 | Amounts included on Form 990, Part IX, line 25, but not on line 1: | | |
| a | Investment expenses not included on Form 990, Part VIII, line 7b | 4a | |
| b | Other (Describe in Part XIII.) | 4b | |
| c | Add lines 4a and 4b | 4c | 0. |
| 5 | Total expenses. Add lines 3 and 4c . (This must equal Form 990, Part I, line 18.) | 5 | 2,902,827. |

Part XIII Supplemental Information.

Provide the descriptions required for Part II, lines 3, 5, and 9; Part III, lines 1a and 4; Part IV, lines 1b and 2b; Part V, line 4; Part X, line 2; Part XI, lines 2d and 4b; and Part XII, lines 2d and 4b. Also complete this part to provide any additional information.

PART X, LINE 2:

TRC IS EXEMPT FROM INCOME TAXES ON ITS EXEMPT ACTIVITIES UNDER SECTION 501 (C) (6) OF THE INTERNAL REVENUE CODE. TRC FOLLOWS ACCOUNTING STANDARDS FOR DEALING WITH UNCERTAINTY IN ACCOUNTING FOR INCOME TAX PROVISIONS. TRC HAS DETERMINED THAT IT DOES NOT HAVE ANY MATERIAL UNRECOGNIZED TAX BENEFITS OR OBLIGATIONS AS OF DECEMBER 31, 2017 AND 2016. YEARS ENDING ON OR AFTER DECEMBER 31, 2014 REMAIN SUBJECT TO EXAMINATION BY FEDERAL AND STATE TAX AUTHORITIES.

**SCHEDULE J
(Form 990)**

Department of the Treasury
Internal Revenue Service

Compensation Information

- For certain Officers, Directors, Trustees, Key Employees, and Highest Compensated Employees
- ▶ **Complete if the organization answered "Yes" on Form 990, Part IV, line 23.**
- ▶ **Attach to Form 990.**
- ▶ **Go to www.irs.gov/Form990 for instructions and the latest information.**

OMB No. 1545-0047

2017

Open to Public
Inspection

Name of the organization

THERMOSTAT RECYCLING CORPORATION

Employer identification number

54-1830284

Part I Questions Regarding Compensation

| | Yes | No |
|--|-----------|----------|
| 1a Check the appropriate box(es) if the organization provided any of the following to or for a person listed on Form 990, Part VII, Section A, line 1a. Complete Part III to provide any relevant information regarding these items. | | |
| <input type="checkbox"/> First-class or charter travel | | |
| <input type="checkbox"/> Travel for companions | | |
| <input type="checkbox"/> Tax indemnification and gross-up payments | | |
| <input type="checkbox"/> Discretionary spending account | | |
| <input type="checkbox"/> Housing allowance or residence for personal use | | |
| <input type="checkbox"/> Payments for business use of personal residence | | |
| <input type="checkbox"/> Health or social club dues or initiation fees | | |
| <input type="checkbox"/> Personal services (such as, maid, chauffeur, chef) | | |
| b If any of the boxes on line 1a are checked, did the organization follow a written policy regarding payment or reimbursement or provision of all of the expenses described above? If "No," complete Part III to explain | 1b | |
| 2 Did the organization require substantiation prior to reimbursing or allowing expenses incurred by all directors, trustees, and officers, including the CEO/Executive Director, regarding the items checked on line 1a? | 2 | |
| 3 Indicate which, if any, of the following the filing organization used to establish the compensation of the organization's CEO/Executive Director. Check all that apply. Do not check any boxes for methods used by a related organization to establish compensation of the CEO/Executive Director, but explain in Part III. | | |
| <input type="checkbox"/> Compensation committee | | |
| <input type="checkbox"/> Independent compensation consultant | | |
| <input checked="" type="checkbox"/> Form 990 of other organizations | | |
| <input checked="" type="checkbox"/> Written employment contract | | |
| <input checked="" type="checkbox"/> Compensation survey or study | | |
| <input checked="" type="checkbox"/> Approval by the board or compensation committee | | |
| 4 During the year, did any person listed on Form 990, Part VII, Section A, line 1a, with respect to the filing organization or a related organization: | | |
| a Receive a severance payment or change-of-control payment? | 4a | X |
| b Participate in, or receive payment from, a supplemental nonqualified retirement plan? | 4b | X |
| c Participate in, or receive payment from, an equity-based compensation arrangement? | 4c | X |
| If "Yes" to any of lines 4a-c, list the persons and provide the applicable amounts for each item in Part III. | | |
| Only section 501(c)(3), 501(c)(4), and 501(c)(29) organizations must complete lines 5-9. | | |
| 5 For persons listed on Form 990, Part VII, Section A, line 1a, did the organization pay or accrue any compensation contingent on the revenues of: | | |
| a The organization? | 5a | |
| b Any related organization? | 5b | |
| If "Yes" on line 5a or 5b, describe in Part III. | | |
| 6 For persons listed on Form 990, Part VII, Section A, line 1a, did the organization pay or accrue any compensation contingent on the net earnings of: | | |
| a The organization? | 6a | |
| b Any related organization? | 6b | |
| If "Yes" on line 6a or 6b, describe in Part III. | | |
| 7 For persons listed on Form 990, Part VII, Section A, line 1a, did the organization provide any nonfixed payments not described on lines 5 and 6? If "Yes," describe in Part III | 7 | |
| 8 Were any amounts reported on Form 990, Part VII, paid or accrued pursuant to a contract that was subject to the initial contract exception described in Regulations section 53.4958-4(a)(3)? If "Yes," describe in Part III | 8 | |
| 9 If "Yes" on line 8, did the organization also follow the rebuttable presumption procedure described in Regulations section 53.4958-6(c)? | 9 | |

LHA For Paperwork Reduction Act Notice, see the Instructions for Form 990.

Schedule J (Form 990) 2017

Note: The sum of columns (B)(i)-(iii) for each listed individual must equal the total amount of Form 990, Part VII, Section A, line 1a, applicable column (D) and (E) amounts for that individual.

| (A) Name and Title | | (B) Breakdown of W-2 and/or 1099-MISC compensation | | | (C) Retirement and other deferred compensation | (D) Nontaxable benefits | (E) Total of columns (B)(i)-(D) | (F) Compensation in column (B) reported as deferred on prior Form 990 |
|--------------------|------|--|-------------------------------------|-------------------------------------|--|-------------------------|---------------------------------|---|
| | | (i) Base compensation | (ii) Bonus & incentive compensation | (iii) Other reportable compensation | | | | |
| | (i) | | | | | | | |
| | (ii) | | | | | | | |
| | (i) | | | | | | | |
| | (ii) | | | | | | | |
| | (i) | | | | | | | |
| | (ii) | | | | | | | |
| | (i) | | | | | | | |
| | (ii) | | | | | | | |
| | (i) | | | | | | | |
| | (ii) | | | | | | | |
| | (i) | | | | | | | |
| | (ii) | | | | | | | |
| | (i) | | | | | | | |
| | (ii) | | | | | | | |
| | (i) | | | | | | | |
| | (ii) | | | | | | | |
| | (i) | | | | | | | |
| | (ii) | | | | | | | |
| | (i) | | | | | | | |
| | (ii) | | | | | | | |
| | (i) | | | | | | | |
| | (ii) | | | | | | | |
| | (i) | | | | | | | |
| | (ii) | | | | | | | |
| | (i) | | | | | | | |
| | (ii) | | | | | | | |
| | (i) | | | | | | | |
| | (ii) | | | | | | | |
| | (i) | | | | | | | |
| | (ii) | | | | | | | |

Part III Supplemental Information

Provide the information, explanation, or descriptions required for Part I, lines 1a, 1b, 3, 4a, 4b, 4c, 5a, 5b, 6a, 6b, 7, and 8, and for Part II. Also complete this part for any additional information.

PART I, LINE 3:

COMPENSATION IS ESTABLISHED BY THE BOARD OF DIRECTORS AND COMPARABILITY
DATA, AMONG OTHER METHODS, ARE USED TO DETERMINE THE COMPENSATION OF THE
ORGANIZATION'S EXECUTIVE DIRECTOR.

SCHEDULE O
(Form 990 or 990-EZ)

Department of the Treasury
Internal Revenue Service

Supplemental Information to Form 990 or 990-EZ

Complete to provide information for responses to specific questions on
Form 990 or 990-EZ or to provide any additional information.

▶ Attach to Form 990 or 990-EZ.

▶ Go to www.irs.gov/Form990 for the latest information.

OMB No. 1545-0047

2017

Open to Public
Inspection

Name of the organization

THERMOSTAT RECYCLING CORPORATION

Employer identification number

54-1830284

FORM 990, PART III, LINE 2, NEW PROGRAM SERVICES:

LOBBYING/GOVERNMENT AFFAIRS PROGRAM SERVICES: TRC ARRANGES LOBBYING

CONTRACTS ON BEHALF OF THE THERMOSTAT INDUSTRY TO PROLIFERATE, MONITOR

AND (WHERE NECESSARY) AMEND STATE LEGISLATION. IN ADDITION TO

LEGISLATION, THESE CONTRACTS WORK TO ALIGN THERMOSTAT MANUFACTURER'S

INTERESTS WITH STATE REGULATORS AND OTHER GOVERNMENTAL BODIES THROUGH

THE USE OF MEETINGS, DISCUSSIONS, AND LETTER-WRITING. FUNDS ACQUIRED

TO ACCOMPLISH THESE OBJECTIVES ARE PART OF THE ANNUAL BUDGETING AND

MEMBERSHIP DUES STRUCTURE. THESE FUNDS DIRECTLY REIMBURSE HIRED

VENDORS.

FORM 990, PART VI, SECTION A, LINE 6:

INITIAL MEMBERS OF THIS CORPORATION SHALL BE WHITE-RODGERS CORPORATION AND

HONEYWELL INC. EACH SUCH CORPORATION SHALL BE DEEMED AN ORIGINAL MEMBER OF

THE CORPORATION, AND ALL CORPORATIONS MAY BE REFERRED TO COLLECTIVELY IN

THE BY-LAWS AS THE ORIGINAL MEMBERS.

FROM TIME TO TIME, THE BOARD OF DIRECTORS MAY INVITE OTHER THERMOSTAT

MANUFACTURERS TO PARTICIPATE AS MEMBERS IN THE CORPORATION. SUCH A

CORPORATION SHALL BECOME A MEMBER ONLY UPON PAYMENT OF FEES AS PROVIDED

UNDER ARTICLE VII OF THE BY-LAWS.

FORM 990, PART VI, SECTION A, LINE 7A:

THERE SHALL BE A NOMINATING COMMITTEE OF THE BOARD OF DIRECTORS, WHICH

SHALL CONSIST OF THREE DIRECTORS, ALL OF WHOM ARE EMPLOYED BY ORIGINAL

MEMBERS. ONE MONTH PRIOR TO THE ANNUAL MEETING OF THE CORPORATION, THE

LHA For Paperwork Reduction Act Notice, see the Instructions for Form 990 or 990-EZ.

Schedule O (Form 990 or 990-EZ) (2017)

Name of the organization

THERMOSTAT RECYCLING CORPORATION

Employer identification number

54-1830284

NOMINATING COMMITTEE SHALL APPROVE A SLATE OF NOMINEES MEETING THE QUALIFICATIONS SET FORTH IN SECTION 2 TO BE SUBMITTED TO THE MEMBERS FOR ELECTION AT THE ANNUAL MEETING.

FORM 990, PART VI, SECTION B, LINE 11B:

A COPY OF FORM 990 IS PROVIDED TO ALL GOVERNING MEMBERS BEFORE IT IS FILED. A REASONABLE AMOUNT OF TIME IS ALLOWED FOR THE GOVERNING MEMBERS TO REVIEW THE FORM 990 AND PROVIDE COMMENTS.

FORM 990, PART VI, SECTION B, LINE 15:

COMPENSATION IS ESTABLISHED BY THE BOARD OF DIRECTORS AND COMPARABILITY DATA, AMONG OTHER METHODS, TO DETERMINE THE COMPENSATION OF THE ORGANIZATION'S EXECUTIVE DIRECTOR.

FORM 990, PART VI, SECTION C, LINE 19:

TRC MAKES ITS GOVERNING DOCUMENTS, CONFLICT OF INTEREST POLICY, AND FINANCIAL STATEMENTS AVAILABLE TO THE PUBLIC UPON REQUEST (VIA E-MAIL OR MAIL).

FORM 990, PART IX, LINE 11G, OTHER FEES:

| | |
|--|----------|
| CONSULTING FEES | 314,118. |
| PAYROLL PROCESSING | 5,701. |
| EVALUATIONS | 54,055. |
| ADVOCACY | 140,684. |
| TOTAL OTHER FEES ON FORM 990, PART IX, LINE 11G, COL A | 514,558. |

FORM 990, PART XII, LINE 2C

THE PROCESS HAS NOT CHANGED FROM THE PRIOR YEAR. THE BOARD OF

54-1830284

2017 DEPRECIATION AND AMORTIZATION REPORT

FORM 990 PAGE 10

990

| Asset No. | Description | Date Acquired | Method | Life | C o n v | Line No. | Unadjusted Cost Or Basis | Bus % Excl | Section 179 Expense | * Reduction In Basis | Basis For Depreciation | Beginning Accumulated Depreciation | Current Sec 179 Expense | Current Year Deduction | Ending Accumulated Depreciation |
|-----------|----------------------------------|---------------|--------|------|------------------|----------|--------------------------|------------|---------------------|----------------------|------------------------|------------------------------------|-------------------------|------------------------|---------------------------------|
| 1 | LAPTOP | 07/15/12 | SL | 5.00 | | 16 | 1,447. | | | | 1,447. | 1,290. | | 157. | 1,447. |
| 3 | 2 DELL COMPUTERS | 11/21/12 | SL | 5.00 | | 16 | 3,007. | | | | 3,007. | 2,455. | | 552. | 3,007. |
| 4 | DELL OPTIPLEX 7010 SFF | 01/05/14 | SL | 5.00 | | 16 | 1,231. | | | | 1,231. | 738. | | 246. | 984. |
| 5 | DELL COMPUTER WITH MICROPHONE | 01/31/14 | SL | 5.00 | | 16 | 1,933. | | | | 1,933. | 1,128. | | 387. | 1,515. |
| 6 | DELL LAPTOP | 05/01/14 | SL | 5.00 | | 16 | 1,221. | | | | 1,221. | 651. | | 244. | 895. |
| 7 | DELL OPTIPLEX 7010 W/22" MONITOR | 10/01/14 | SL | 5.00 | | 16 | 1,228. | | | | 1,228. | 553. | | 246. | 799. |
| 8 | SALESFORCE SOFTWARE LICENSES | 12/16/16 | | 5M | | HY43 | 3,012. | | | | 3,012. | | | 3,012. | 3,012. |
| 9 | NEW DATABASE | 01/31/17 | | 5M | | HY42 | 81,312. | | | | 81,312. | | | 81,312. | 81,312. |
| | * TOTAL 990 PAGE 10 DEPR & AMORT | | | | | | 94,391. | | | | 94,391. | 6,815. | | 86,156. | 92,971. |
| | | | | | | | | | | | | | | | |
| | CURRENT YEAR ACTIVITY | | | | | | | | | | | | | | |
| | BEGINNING BALANCE | | | | | | 13,079. | | | 0. | 13,079. | 6,815. | | | 11,659. |
| | ACQUISITIONS | | | | | | 81,312. | | | 0. | 81,312. | 0. | | | 81,312. |
| | DISPOSITIONS | | | | | | 0. | | | 0. | 0. | 0. | | | 0. |
| | ENDING BALANCE | | | | | | 94,391. | | | 0. | 94,391. | 6,815. | | | 92,971. |
| | ENDING ACCUM DEPR | | | | | | | | | | | 92,971. | | | |
| | ENDING BOOK VALUE | | | | | | | | | | | 1,420. | | | |

Form **4562**Department of the Treasury
Internal Revenue Service (99)

Name(s) shown on return

Depreciation and Amortization
(Including Information on Listed Property)

990

▶ Attach to your tax return.

▶ Go to www.irs.gov/Form4562 for instructions and the latest information.

OMB No. 1545-0172

2017Attachment
Sequence No. **179****THERMOSTAT RECYCLING CORPORATION****FORM 990 PAGE 10****54-1830284****Part I Election To Expense Certain Property Under Section 179** Note: If you have any listed property, complete Part V before you complete Part I.

| | | | |
|----|---|------------------------------|------------------|
| 1 | Maximum amount (see instructions) | 1 | 510,000. |
| 2 | Total cost of section 179 property placed in service (see instructions) | 2 | |
| 3 | Threshold cost of section 179 property before reduction in limitation | 3 | 2,030,000. |
| 4 | Reduction in limitation. Subtract line 3 from line 2. If zero or less, enter -0- | 4 | |
| 5 | Dollar limitation for tax year. Subtract line 4 from line 1. If zero or less, enter -0-. If married filing separately, see instructions | 5 | |
| 6 | (a) Description of property | (b) Cost (business use only) | (c) Elected cost |
| 7 | Listed property. Enter the amount from line 29 | 7 | |
| 8 | Total elected cost of section 179 property. Add amounts in column (c), lines 6 and 7 | 8 | |
| 9 | Tentative deduction. Enter the smaller of line 5 or line 8 | 9 | |
| 10 | Carryover of disallowed deduction from line 13 of your 2016 Form 4562 | 10 | |
| 11 | Business income limitation. Enter the smaller of business income (not less than zero) or line 5 | 11 | |
| 12 | Section 179 expense deduction. Add lines 9 and 10, but don't enter more than line 11 | 12 | |
| 13 | Carryover of disallowed deduction to 2018. Add lines 9 and 10, less line 12 | 13 | |

Note: Don't use Part II or Part III below for listed property. Instead, use Part V.

Part II Special Depreciation Allowance and Other Depreciation (Don't include listed property.)

| | | | |
|----|--|----|--------|
| 14 | Special depreciation allowance for qualified property (other than listed property) placed in service during the tax year | 14 | |
| 15 | Property subject to section 168(f)(1) election | 15 | |
| 16 | Other depreciation (including ACRS) | 16 | 1,832. |

Part III MACRS Depreciation (Don't include listed property.) (See instructions.)**Section A**

| | | | |
|----|---|----|--|
| 17 | MACRS deductions for assets placed in service in tax years beginning before 2017 | 17 | |
| 18 | If you are electing to group any assets placed in service during the tax year into one or more general asset accounts, check here | | |

Section B - Assets Placed in Service During 2017 Tax Year Using the General Depreciation System

| (a) Classification of property | (b) Month and year placed in service | (c) Basis for depreciation (business/investment use only - see instructions) | (d) Recovery period | (e) Convention | (f) Method | (g) Depreciation deduction |
|--------------------------------|--------------------------------------|--|---------------------|----------------|------------|----------------------------|
| 19a 3-year property | | | | | | |
| b 5-year property | | | | | | |
| c 7-year property | | | | | | |
| d 10-year property | | | | | | |
| e 15-year property | | | | | | |
| f 20-year property | | | | | | |
| g 25-year property | | | 25 yrs. | | S/L | |
| h Residential rental property | / | | 27.5 yrs. | MM | S/L | |
| | / | | 27.5 yrs. | MM | S/L | |
| i Nonresidential real property | / | | 39 yrs. | MM | S/L | |
| | / | | | MM | S/L | |

Section C - Assets Placed in Service During 2017 Tax Year Using the Alternative Depreciation System

| | | | | | | |
|----------------|---|--|---------|----|-----|--|
| 20a Class life | | | | | S/L | |
| b 12-year | | | 12 yrs. | | S/L | |
| c 40-year | / | | 40 yrs. | MM | S/L | |

Part IV Summary (See instructions.)

| | | | |
|----|---|----|--------|
| 21 | Listed property. Enter amount from line 28 | 21 | |
| 22 | Total. Add amounts from line 12, lines 14 through 17, lines 19 and 20 in column (g), and line 21. Enter here and on the appropriate lines of your return. Partnerships and S corporations - see instr. | 22 | 1,832. |
| 23 | For assets shown above and placed in service during the current year, enter the portion of the basis attributable to section 263A costs | 23 | |

Part V Listed Property (Include automobiles, certain other vehicles, certain aircraft, certain computers, and property used for entertainment, recreation, or amusement.)**Note:** For any vehicle for which you are using the standard mileage rate or deducting lease expense, complete only 24a, 24b, columns (a) through (c) of Section A, all of Section B, and Section C if applicable.**Section A - Depreciation and Other Information** (Caution: See the instructions for limits for passenger automobiles.)**24a** Do you have evidence to support the business/investment use claimed? ☐ Yes ☐ No **24b** If "Yes," is the evidence written? ☐ Yes ☐ No

| (a) Type of property (list vehicles first) | (b) Date placed in service | (c) Business/ investment use percentage | (d) Cost or other basis | (e) Basis for depreciation (business/investment use only) | (f) Recovery period | (g) Method/ Convention | (h) Depreciation deduction | (i) Elected section 179 cost |
|---|-------------------------------------|--|-------------------------------|--|---------------------------|------------------------------|----------------------------------|---------------------------------------|
| 25 Special depreciation allowance for qualified listed property placed in service during the tax year and used more than 50% in a qualified business use | | | | | | | 25 | |
| 26 Property used more than 50% in a qualified business use: | | | | | | | | |
| | | % | | | | | | |
| | | % | | | | | | |
| | | % | | | | | | |
| 27 Property used 50% or less in a qualified business use: | | | | | | | | |
| | | % | | | | S/L - | | |
| | | % | | | | S/L - | | |
| | | % | | | | S/L - | | |
| 28 Add amounts in column (h), lines 25 through 27. Enter here and on line 21, page 1 | | | | | | | 28 | |
| 29 Add amounts in column (i), line 26. Enter here and on line 7, page 1 | | | | | | | 29 | |

Section B - Information on Use of Vehicles

Complete this section for vehicles used by a sole proprietor, partner, or other "more than 5% owner," or related person. If you provided vehicles to your employees, first answer the questions in Section C to see if you meet an exception to completing this section for those vehicles.

| | (a) Vehicle | (b) Vehicle | (c) Vehicle | (d) Vehicle | (e) Vehicle | (f) Vehicle |
|--|----------------|----------------|----------------|----------------|----------------|----------------|
| 30 Total business/investment miles driven during the year (don't include commuting miles) | | | | | | |
| 31 Total commuting miles driven during the year | | | | | | |
| 32 Total other personal (noncommuting) miles driven | | | | | | |
| 33 Total miles driven during the year. Add lines 30 through 32 | | | | | | |
| 34 Was the vehicle available for personal use during off-duty hours? | Yes | No | Yes | No | Yes | No |
| 35 Was the vehicle used primarily by a more than 5% owner or related person? | | | | | | |
| 36 Is another vehicle available for personal use? | | | | | | |

Section C - Questions for Employers Who Provide Vehicles for Use by Their Employees

Answer these questions to determine if you meet an exception to completing Section B for vehicles used by employees who aren't more than 5% owners or related persons.

| | Yes | No |
|--|-----|----|
| 37 Do you maintain a written policy statement that prohibits all personal use of vehicles, including commuting, by your employees? | | |
| 38 Do you maintain a written policy statement that prohibits personal use of vehicles, except commuting, by your employees? See the instructions for vehicles used by corporate officers, directors, or 1% or more owners | | |
| 39 Do you treat all use of vehicles by employees as personal use? | | |
| 40 Do you provide more than five vehicles to your employees, obtain information from your employees about the use of the vehicles, and retain the information received? | | |
| 41 Do you meet the requirements concerning qualified automobile demonstration use? | | |

Note: If your answer to 37, 38, 39, 40, or 41 is "Yes," don't complete Section B for the covered vehicles.**Part VI Amortization**

| (a) Description of costs | (b) Date amortization begins | (c) Amortizable amount | (d) Code section | (e) Amortization period or percentage | (f) Amortization for this year |
|--|------------------------------------|------------------------------|------------------------|---|--------------------------------------|
| 42 Amortization of costs that begins during your 2017 tax year: | | | | | |
| NEW DATABASE | 01/31/17 | 81,312. | | 5M | 81,312. |
| 43 Amortization of costs that began before your 2017 tax year | | | | 43 | 3,012. |
| 44 Total. Add amounts in column (f). See the instructions for where to report | | | | 44 | 84,324. |

STATE OF DELAWARE
CERTIFICATE OF DISSOLUTION

State of Delaware
Secretary of State
Division of Corporations
Delivered 11:48 AM 07/26/2018
FILED 11:48 AM 07/26/2018
SR 20185856281 - File Number 2114695

The corporation organized and existing under the General Corporation Law of the State of Delaware.

DOES HEREBY CERTIFY AS FOLLOWS:

The dissolution of said Lear Siegler Diversified Holdings Corp. has been duly authorized by the Board of Directors and Stockholders in accordance with subsections (a) and (b) of Section 275 of the General Corporation Law of the State of Delaware.

The date the dissolution was authorized is July 23, 2018.

The following is a list of the names and addresses of the directors of the said corporation:

| NAME | ADDRESS |
|-------------------|---------------------------------------|
| James F. Matthews | 14802 Bellezza Lane, Naples, FL 34110 |

The following is a list of the names and addresses of the officers of the said corporation:

| NAME | OFFICE | ADDRESS |
|-------------------|---------------------------------------|--|
| James F. Matthews | President, Secretary and Treasurer | 14802 Bellezza Lane, Naples, FL 34110 |

The date the original certificate of incorporation of Lear Siegler Diversified Holdings Corp. was: January 13, 1987.

The registered office of Lear Siegler Diversified Holdings Corp. within the State of Delaware is located at 1209 Orange Street, City of Wilmington, New Castle County, Delaware 19801 and the name of its registered agent for service of process in the state is The Corporation Trust Company, the business office of which is identical with the registered office of Lear Siegler Diversified Holdings Corp.

By: /s/ James F. Matthews
Authorized Officer
Name: James F. Matthews
Title: President, Secretary and Treasurer

Iowa
2018 Miss You Calls

| Location Type | Account | Location: Name | Street | City | State | Zip Code | Subject | Activity Date |
|---------------|---|---|--------------------------|----------------|-------|----------|---------------|---------------|
| Wholesaler | Comfort Products | Comfort Products | 5529 NORDIC DRIVE | CEDAR FALLS | IA | 50613 | Miss You Call | 3/22/2018 |
| Wholesaler | Habegger Corporation | Habegger Corporation | 865 33rd Ave. SW | Cedar Rapids | IA | 52404 | Miss You Call | 3/22/2018 |
| HHW | Landfill Of North Iowa/Rcc | Landfill Of North Iowa/Rcc | 15942 Killdeer Ave | Clear Lake | IA | 50428 | Miss You Call | 3/22/2018 |
| HHW | Council Bluffs Recycling Center | Council Bluffs Recycling Center | 4441 GIFFORD ROAD | COUNCIL BLUFFS | IA | 51503 | Miss You Call | 3/22/2018 |
| Wholesaler | Davenport Trane Parts Center | Davenport Trane Parts Center | 4801 Grand Avenue | DAVENPORT | IA | 52807 | Miss You Call | 3/22/2018 |
| Wholesaler | Plumb Supply Company | Plumb Supply Company | 1565 Cardinal Ave. | Fort Dodge | IA | 50501 | Miss You Call | 3/22/2018 |
| HHW | Iowa City Rcc | Iowa City Rcc | 3900 Hebl Ave SW | Iowa City | IA | 52246 | Miss You Call | 3/22/2018 |
| Wholesaler | Plumb Supply Company | Plumb Supply Company | 436 2nd Ave NE | Le Mars | IA | 51031 | Miss You Call | 3/22/2018 |
| Wholesaler | Lennox | Lennox Industries Inc. | 1402 EAST MAIN STREET | MARSHALLTOWN | IA | 50158 | Miss You Call | 3/22/2018 |
| Wholesaler | Plumb Supply Company | Plumb Supply Company | 45 19th St. SW | Mason City | IA | 50401 | Miss You Call | 3/22/2018 |
| Wholesaler | Dennis Supply Co | Dennis Supply Co | 300 W 7TH ST. | SIOUX CITY | IA | 51103 | Miss You Call | 3/22/2018 |
| Wholesaler | Comfort Products | Comfort Products | 4101 N.W. 121 STREET | URBANDALE | IA | 50323 | Miss You Call | 3/22/2018 |
| HHW | Metro Waste Authority/Rcc | Metro Waste Authority/Rcc | 1105 PRAIRE DRIVE S.W. | BONDURANT | IA | 50035 | Miss You Call | 3/27/2018 |
| Wholesaler | Plumbing & Heating Wholesale | Plumbing & Heating Wholesale | 1212 HEINE AVE | CARROL | IA | 51401 | Miss You Call | 3/27/2018 |
| Wholesaler | Ferguson | Ferguson | 4625 6th St SW | Cedar Rapids | IA | 52404 | Miss You Call | 3/27/2018 |
| Wholesaler | Plumb Supply Company | Plumb Supply Company | 4700 "J" ST. S.W. | CEDAR RAPIDS | IA | 52404 | Miss You Call | 3/27/2018 |
| Wholesaler | Dennis Supply Co | Dennis Supply Co | 3326 NEBRASKA AVE | COUNCIL BLUFFS | IA | 51501 | Miss You Call | 3/27/2018 |
| HHW | Prairie Solid Waste Agency/Rcc | Prairie Solid Waste Agency/Rcc | 1774 Lark Ave | Creston | IA | 50801 | Miss You Call | 3/27/2018 |
| Wholesaler | R. E. Michel Co. | R.E. Michel | 8645 Northwest Boulevard | Davenport | IA | 52806 | Miss You Call | 3/27/2018 |
| Wholesaler | Consolidated Materials Company | Consolidated Materials Company | 600 HOLCOMB | DES MOINES | IA | 50313 | Miss You Call | 3/27/2018 |
| Wholesaler | Consolidated Supply | Consolidated Supply | 600 Holcomb Ave | Des Moines | IA | 50313 | Miss You Call | 3/27/2018 |
| Wholesaler | Plumb Supply Company | Plumb Supply Company | 1622 NE 51ST AVE | DES MOINES | IA | 50313 | Miss You Call | 3/27/2018 |
| Wholesaler | Plumbers Supply Co. | Plumbers Supply Co. | 72 COMMERCIAL DRIVE | IOWA CITY | IA | 52246 | Miss You Call | 3/27/2018 |
| Wholesaler | Plumb Supply Company | Plumb Supply Company | 207 Iowa Ave E | MARSHALLTOWN | IA | 50158 | Miss You Call | 3/27/2018 |
| Wholesaler | Kelly Supply Company | Kelly Supply Company | 1502 17TH AVENUE EAST | OSKALOOSA | IA | 52577 | Miss You Call | 3/27/2018 |
| HHW | Mahaska Co Rcc | Mahaska Co Rcc | 2979 Hwy 63 | Oskaloosa | IA | 52577 | Miss You Call | 3/27/2018 |
| HHW | Ottumwa/Wapello Rcc | Ottumwa/Wapello Rcc | 2415 EMMA ST. | OTTUMWA | IA | 52501 | Miss You Call | 3/27/2018 |
| Wholesaler | Plumb Supply Company | Plumb Supply Company | 208 SE 9TH ST | PELLA | IA | 50219 | Miss You Call | 3/27/2018 |
| Wholesaler | Plumbing & Heating Wholesale | Plumbing & Heating Wholesale | 1410 N. MAIN AVE NE | SIOUX CENTER | IA | 51250 | Miss You Call | 3/27/2018 |
| Wholesaler | Plumbing & Heating Wholesale | Plumbing & Heating Wholesale | 840 GORDON DR | SIOUX CITY | IA | 51101 | Miss You Call | 3/27/2018 |
| HHW | Sioux City Citizen Convenience Center | Sioux City Citizen Convenience Center | 5800 28th Street | Sioux City | IA | 51105 | Miss You Call | 3/27/2018 |
| Wholesaler | Plumbing & Heating Wholesale | Plumbing & Heating Wholesale | 4135 4TH AVE W. | SPENCER | IA | 51301 | Miss You Call | 3/27/2018 |
| Wholesaler | Johnstone Supply | Johnstone Supply Co | 2661 Geraldine Road | Waterloo | IA | 50703 | Miss You Call | 3/27/2018 |
| Wholesaler | Plumb Supply Company | Plumb Supply Company | 920 SE FRONTIER RD | WAUKEE | IA | 50263 | Miss You Call | 3/27/2018 |
| Wholesaler | Wayne Dennis Supply Co | Wayne Dennis Supply Co | 2711 FORD ST | AMES | IA | 50010 | Miss You Call | 3/29/2018 |
| HHW | Cass County Landfill & Recycling Center/Rcc | Cass County Landfill & Recycling Center/Rcc | 65928 Jackson Road | Atlantic | IA | 50022 | Miss You Call | 3/29/2018 |

Iowa

2018 Miss You Calls

| | | | | | | | | |
|-----------------|--|--|-----------------------------|--------------|----|-------|---------------|-----------|
| HVAC Contractor | Cedar Falls Utilities | Cedar Falls Utilities | 1 UTILITY PARKWAY | CEDAR FALLS | IA | 50613 | Miss You Call | 3/29/2018 |
| Retailer | Hayman's Westside Ace Hardware | Hayman's Westside Ace Hardware | 1716 W. 4th Street | Davenport | IA | 52802 | Miss You Call | 3/29/2018 |
| Wholesaler | Wayne Dennis Supply | Wayne Dennis Supply | 319 New York Ave | Des Moines | IA | 50313 | Miss You Call | 3/29/2018 |
| Wholesaler | United Refrigeration | United Refrigeration | 927 8TH STREET | DES MOINES | IA | 50309 | Miss You Call | 3/29/2018 |
| HHW | Woodbury Co Rcc | Woodbury Co Rcc | 2210 Ida Ave | Moville | IA | 50139 | Miss You Call | 3/29/2018 |
| Wholesaler | Wayne Dennis Supply Co | Wayne Dennis Supply Co | 3155 99TH ST | URBANDALE | IA | 50322 | Miss You Call | 3/29/2018 |
| Wholesaler | First Supply | First Supply | 3110 Prairie Valley Ct. SW | Cedar Rapids | IA | 52404 | Miss You Call | 3/30/2018 |
| HHW | Clinton County Sanitary Landfill/Rcc | Clinton County Sanitary Landfill/Rcc | 4292 220th Street | Clinton | IA | 52732 | Miss You Call | 3/30/2018 |
| Wholesaler | Halvorson Trane | Halvorson Trane | 2165 N.W. 108TH ST. SUITE A | CLIVE | IA | 50325 | Miss You Call | 3/30/2018 |
| Wholesaler | Republic Company | Republic Company | 737 CHARLOTTE STREET | DAVENPORT | IA | 52803 | Miss You Call | 3/30/2018 |
| HVAC Contractor | Black Hills Energy | Black Hills Energy | 1015 CEDAR CROSS ROAD | DUBUQUE | IA | 52003 | Miss You Call | 3/30/2018 |
| HHW | Dubuque Metropolitan Area Solid Waste Agency | Dubuque Metropolitan Area Solid Waste Agency | 14501 Highway 20 West | Dubuque | IA | 52002 | Miss You Call | 3/30/2018 |
| Wholesaler | Dubuque Supply | Dubuque Supply | 585 White ST / PO Box 117 | Dubuque | IA | 52001 | Miss You Call | 3/30/2018 |
| Wholesaler | First Supply | First Supply | 4949 CHAVENELLE DR | DUBUQUE | IA | 52002 | Miss You Call | 3/30/2018 |
| Wholesaler | First Supply | First Supply | 4949 Chavenelle Road | Dubuque | IA | 52002 | Miss You Call | 3/30/2018 |
| HVAC Contractor | Brandt Heating & Air Conditioning | Brandt Heating & Air Conditioning | 1203 Highland Court | Iowa City | IA | 52240 | Miss You Call | 3/30/2018 |
| Wholesaler | Gustave A Larson | Gustave A. Larson Co | 802 SOUTH JEFFERSON | MASON CITY | IA | 50401 | Miss You Call | 3/30/2018 |
| Wholesaler | Gustave A Larson | Gustave A Larson | 802 SOUTH JEFFERSON | MASON CITY | IA | 50401 | Miss You Call | 3/30/2018 |
| HHW | Monona Co. Rcc | Monona Co. Rcc | 31342 Hwy 37 | Turin | IA | 51040 | Miss You Call | 3/30/2018 |
| Wholesaler | Dey Distributing | Dey Distributing | 3123 99TH STREET | URBANDALE | IA | 50322 | Miss You Call | 3/30/2018 |
| HVAC Contractor | Franklin Energy Services | Franklin Energy Services | 11166 Aurora Avenue | Urbandale | IA | 50322 | Miss You Call | 3/30/2018 |
| Wholesaler | Air Management Supply - Nelson & Hagy | Air Management Supply - Nelson & Hagy | 622 Ansborough Ave | Waterloo | IA | 50701 | Miss You Call | 3/30/2018 |
| HVAC Contractor | Gubbels One Hour Heating And A/C | Gubbels One Hour Heating And A/C | 1717 Falls Ave | Waterloo | IA | 50701 | Miss You Call | 3/30/2018 |
| HHW | Hamilton Co Rcc | Hamilton Co Rcc | 2605 McMurry Ave | Webster City | IA | 50595 | Miss You Call | 3/30/2018 |
| Wholesaler | Lennox | Lennox Parts Plus | 891 40th Ave #4 | Bettendorf | IA | 52722 | Miss You Call | 7/13/2018 |
| Wholesaler | Heating And Cooling Supply Co., Inc | Heating And Cooling Supply Co., Inc | 16935 210th Street | Davenport | IA | 52804 | Miss You Call | 7/13/2018 |
| Wholesaler | Plumbers Supply Co. | Plumbers Supply Co. | 72 COMMERCIAL DRIVE | IOWA CITY | IA | 52246 | Miss You Call | 7/13/2018 |
| Wholesaler | Sioux City Winnelson | Sioux City Winnelson | 204 Iowa St. | Sioux City | IA | 51101 | Miss You Call | 7/13/2018 |
| Wholesaler | Plumb Supply Company | Plumb Supply Company | 920 SE FRONTIER RD | WAUKEE | IA | 50263 | Miss You Call | 7/13/2018 |
| Wholesaler | Johnstone Supply | Johnstone Supply | 2701 Ford Street | Ames | IA | 50010 | Miss You Call | 7/27/2018 |
| Wholesaler | Wayne Dennis Supply Co | Wayne Dennis Supply Co | 2711 FORD ST | AMES | IA | 50010 | Miss You Call | 7/27/2018 |
| HVAC Contractor | Cedar Falls Utilities | Cedar Falls Utilities | 1 UTILITY PARKWAY | CEDAR FALLS | IA | 50613 | Miss You Call | 7/27/2018 |
| Wholesaler | Comfort Products | Comfort Products | 5529 NORDIC DRIVE | CEDAR FALLS | IA | 50613 | Miss You Call | 7/27/2018 |
| Wholesaler | Cedar Rapids Sheet Metal | Cedar Rapids Sheet Metal | 406 9th Ave SE | Cedar Rapids | IA | 52401 | Miss You Call | 7/27/2018 |
| Wholesaler | Ferguson | Ferguson | 4625 6th St SW | Cedar Rapids | IA | 52404 | Miss You Call | 7/27/2018 |
| Wholesaler | First Supply | First Supply | 3110 Prairie Valley Ct. SW | Cedar Rapids | IA | 52404 | Miss You Call | 7/27/2018 |
| Wholesaler | Plumb Supply Company | Plumb Supply Company | 4700 "J" ST. S.W. | CEDAR RAPIDS | IA | 52404 | Miss You Call | 7/27/2018 |
| Wholesaler | Halvorson Trane | Halvorson Trane | 2165 N.W. 108TH ST. SUITE A | CLIVE | IA | 50325 | Miss You Call | 7/27/2018 |
| HHW | Scott Co Rcc | Scott Co Rcc | 11555 110th Ave | DAVENPORT | IA | 52804 | Miss You Call | 7/27/2018 |
| Wholesaler | Consolidated Materials Company | Consolidated Materials Company | 600 HOLCOMB | DES MOINES | IA | 50313 | Miss You Call | 7/27/2018 |
| Wholesaler | Wayne Dennis Supply | Wayne Dennis Supply | 319 New York Avenue | Des Moines | IA | 50313 | Miss You Call | 7/27/2018 |

Iowa

2018 Miss You Calls

| | | | | | | | | |
|-----------------|--|--|----------------------------|----------------|----|-------|---------------|------------|
| Wholesaler | Wayne Dennis Supply | Wayne Dennis Supply | 319 New York Ave | Des Moines | IA | 50313 | Miss You Call | 7/27/2018 |
| Wholesaler | Plumb Supply Company | Plumb Supply Company | 1622 NE 51ST AVE | DES MOINES | IA | 50313 | Miss You Call | 7/27/2018 |
| Wholesaler | Dubuque Supply | Dubuque Supply | 585 White ST / PO Box 117 | Dubuque | IA | 52001 | Miss You Call | 7/27/2018 |
| HHW | Iowa City Rcc | Iowa City Rcc | 3900 Hebl Ave SW | Iowa City | IA | 52246 | Miss You Call | 7/27/2018 |
| HVAC Contractor | Brandt Heating & Air Conditioning | Brandt Heating & Air Conditioning | 1203 Highland Court | Iowa City | IA | 52240 | Miss You Call | 7/27/2018 |
| Wholesaler | Dey Distributing | Dey Distributing | 3123 99TH STREET | URBANDALE | IA | 50322 | Miss You Call | 7/27/2018 |
| Wholesaler | Wayne Dennis Supply Co | Wayne Dennis Supply Co | 3155 99TH ST | URBANDALE | IA | 50322 | Miss You Call | 7/27/2018 |
| Wholesaler | Air Management Supply - Nelson & Hagy | Air Management Supply - Nelson & Hagy | 622 Ansborough Ave | Waterloo | IA | 50701 | Miss You Call | 7/27/2018 |
| HVAC Contractor | Gubbels One Hour Heating And A/C | Gubbels One Hour Heating And A/C | 1717 Falls Ave | Waterloo | IA | 50701 | Miss You Call | 7/27/2018 |
| HHW | Clinton County Sanitary Landfill/Rcc | Clinton County Sanitary Landfill/Rcc | 4292 220th Street | Clinton | IA | 52732 | Miss You Call | 7/30/2018 |
| HVAC Contractor | Black Hills Energy | Black Hills Energy | 1414 WEST BROADWAY | COUNCIL BLUFFS | IA | 51501 | Miss You Call | 7/30/2018 |
| HHW | Prairie Solid Waste Agency/Rcc | Prairie Solid Waste Agency/Rcc | 1774 Lark Ave | Creston | IA | 50801 | Miss You Call | 7/30/2018 |
| Wholesaler | Davenport Trane Parts Center | Davenport Trane Parts Center | 4801 Grand Avenue | DAVENPORT | IA | 52807 | Miss You Call | 7/30/2018 |
| Wholesaler | Republic Company | Republic Company | 737 CHARLOTTE STREET | DAVENPORT | IA | 52803 | Miss You Call | 7/30/2018 |
| Wholesaler | R. E. Michel Co. | R.E. Michel | 8645 Northwest Boulevard | Davenport | IA | 52806 | Miss You Call | 7/30/2018 |
| Retailer | Hayman's Westside Ace Hardware | Hayman's Westside Ace Hardware | 1716 W. 4th Street | Davenport | IA | 52802 | Miss You Call | 7/30/2018 |
| Wholesaler | Dennis Company Inc. | Dennis Company Inc. | 3016 Brady Street | Davenport | IA | 52803 | Miss You Call | 7/30/2018 |
| Wholesaler | Consolidated Supply | Consolidated Supply | 600 Holcomb Ave | Des Moines | IA | 50313 | Miss You Call | 7/30/2018 |
| Wholesaler | United Refrigeration | United Refrigeration | 927 8TH STREET | DES MOINES | IA | 50309 | Miss You Call | 7/30/2018 |
| HVAC Contractor | Black Hills Energy | Black Hills Energy | 1015 CEDAR CROSS ROAD | DUBUQUE | IA | 52003 | Miss You Call | 7/30/2018 |
| HHW | Dubuque Metropolitan Area Solid Waste Agency | Dubuque Metropolitan Area Solid Waste Agency | 14501 Highway 20 West | Dubuque | IA | 52002 | Miss You Call | 7/30/2018 |
| Wholesaler | First Supply | First Supply | 4949 Chavenelle Road | Dubuque | IA | 52002 | Miss You Call | 7/30/2018 |
| Wholesaler | Plumb Supply Company | Plumb Supply Company | 1565 Cardinal Ave. | Fort Dodge | IA | 50501 | Miss You Call | 7/30/2018 |
| Wholesaler | Lennox | Lennox Industries Inc. | 1402 EAST MAIN STREET | MARSHALLTOWN | IA | 50158 | Miss You Call | 7/30/2018 |
| Wholesaler | Gustave A Larson | Gustave A Larson | 802 SOUTH JEFFERSON | MASON CITY | IA | 50401 | Miss You Call | 7/30/2018 |
| Wholesaler | Plumb Supply Company | Plumb Supply Company | 45 19TH ST S.W. | MASON CITY | IA | 50401 | Miss You Call | 7/30/2018 |
| Wholesaler | Plumb Supply Company | Plumb Supply Company | 45 19th St. SW | Mason City | IA | 50401 | Miss You Call | 7/30/2018 |
| Wholesaler | Plumb Supply Company | Plumb Supply Company | 208 SE 9TH ST | PELLA | IA | 50219 | Miss You Call | 7/30/2018 |
| Wholesaler | Comfort Products | Comfort Products | 4101 N.W. 121 STREET | URBANDALE | IA | 50323 | Miss You Call | 7/30/2018 |
| HVAC Contractor | Franklin Energy Services | Franklin Energy Services | 11166 Aurora Avenue | Urbandale | IA | 50322 | Miss You Call | 7/30/2018 |
| HHW | Hamilton Co Rcc | Hamilton Co Rcc | 2605 McMurry Ave | Webster City | IA | 50595 | Miss You Call | 7/30/2018 |
| Wholesaler | Wayne Dennis Supply Co | Wayne Dennis Supply Co | 2711 FORD ST | AMES | IA | 50010 | Miss You Call | 11/8/2018 |
| HHW | Cass County Landfill & Recycling Center/Rcc | Cass County Landfill & Recycling Center/Rcc | 65928 Jackson Road | Atlantic | IA | 50022 | Miss You Call | 11/8/2018 |
| Wholesaler | Lennox | Lennox Parts Plus | 891 40th Ave #4 | Bettendorf | IA | 52722 | Miss You Call | 11/8/2018 |
| Wholesaler | Comfort Products | Comfort Products | 5529 NORDIC DRIVE | CEDAR FALLS | IA | 50613 | Miss You Call | 11/13/2018 |
| Wholesaler | First Supply | First Supply | 3110 Prairie Valley Ct. SW | Cedar Rapids | IA | 52404 | Miss You Call | 11/13/2018 |
| Wholesaler | Plumb Supply Company | Plumb Supply Company | 4700 "J" ST. S.W. | CEDAR RAPIDS | IA | 52404 | Miss You Call | 11/13/2018 |
| Wholesaler | United Refrigeration | United Refrigeration | 515 8TH AVE. S.E. | CEDAR RAPIDS | IA | 52401 | Miss You Call | 11/13/2018 |
| HHW | Clinton County Sanitary Landfill/Rcc | Clinton County Sanitary Landfill/Rcc | 4292 220th Street | Clinton | IA | 52732 | Miss You Call | 11/13/2018 |

Iowa
2018 Miss You Calls

| | | | | | | | | |
|-----------------|--|--|-----------------------------|----------------|----|-------|---------------|------------|
| Wholesaler | Halvorson Trane | Halvorson Trane | 2165 N.W. 108TH ST. SUITE A | CLIVE | IA | 50325 | Miss You Call | 11/13/2018 |
| HVAC Contractor | Black Hills Energy | Black Hills Energy | 1414 WEST BROADWAY | COUNCIL BLUFFS | IA | 51501 | Miss You Call | 11/13/2018 |
| HHW | Prairie Solid Waste Agency/Rcc | Prairie Solid Waste Agency/Rcc | 1774 Lark Ave | Creston | IA | 50801 | Miss You Call | 11/13/2018 |
| Wholesaler | Davenport Trane Parts Center | Davenport Trane Parts Center | 4801 Grand Avenue | DAVENPORT | IA | 52807 | Miss You Call | 11/13/2018 |
| Wholesaler | Heating And Cooling Supply Co., Inc | Heating And Cooling Supply Co., Inc | 16935 210th Street | Davenport | IA | 52804 | Miss You Call | 11/13/2018 |
| Wholesaler | Republic Company | Republic Company | 737 CHARLOTTE STREET | DAVENPORT | IA | 52803 | Miss You Call | 11/13/2018 |
| Wholesaler | R. E. Michel Co. | R.E. Michel | 8645 Northwest Boulevard | Davenport | IA | 52806 | Miss You Call | 11/13/2018 |
| Retailer | Hayman's Westside Ace Hardware | Hayman's Westside Ace Hardware | 1716 W. 4th Street | Davenport | IA | 52802 | Miss You Call | 11/13/2018 |
| Wholesaler | Consolidated Materials Company | Consolidated Materials Company | 600 HOLCOMB | DES MOINES | IA | 50313 | Miss You Call | 11/13/2018 |
| Wholesaler | Consolidated Supply | Consolidated Supply | 600 Holcomb Ave | Des Moines | IA | 50313 | Miss You Call | 11/13/2018 |
| Wholesaler | Wayne Dennis Supply | Wayne Dennis Supply | 319 New York Avenue | Des Moines | IA | 50313 | Miss You Call | 11/13/2018 |
| Wholesaler | Wayne Dennis Supply | Wayne Dennis Supply | 319 New York Ave | Des Moines | IA | 50313 | Miss You Call | 11/13/2018 |
| Wholesaler | Plumb Supply Company | Plumb Supply Company | 1622 NE 51ST AVE | DES MOINES | IA | 50313 | Miss You Call | 11/13/2018 |
| Wholesaler | United Refrigeration | United Refrigeration | 927 8TH STREET | DES MOINES | IA | 50309 | Miss You Call | 11/13/2018 |
| HVAC Contractor | Black Hills Energy | Black Hills Energy | 1015 CEDAR CROSS ROAD | DUBUQUE | IA | 52003 | Miss You Call | 11/13/2018 |
| HHW | Dubuque Metropolitan Area Solid Waste Agency | Dubuque Metropolitan Area Solid Waste Agency | 14501 Highway 20 West | Dubuque | IA | 52002 | Miss You Call | 11/13/2018 |
| Wholesaler | Dubuque Supply | Dubuque Supply | 585 White ST / PO Box 117 | Dubuque | IA | 52001 | Miss You Call | 11/13/2018 |
| Wholesaler | First Supply | First Supply | 4949 Chavenelle Road | Dubuque | IA | 52002 | Miss You Call | 11/13/2018 |
| HHW | Floyd-Mitchell-Chickasaw Solid Waste Mgmt Agency/Rcc | Floyd-Mitchell-Chickasaw Solid Waste Mgmt Agency/Rcc | 3354 330th St | Elma | IA | 50628 | Miss You Call | 11/14/2018 |
| Wholesaler | Plumb Supply Company | Plumb Supply Company | 1565 Cardinal Ave. | Fort Dodge | IA | 50501 | Miss You Call | 11/14/2018 |
| HVAC Contractor | G Jurgensen Scrap Division, LLC | G Jurgensen Scrap Division, LLC | 3155 290TH ST | FREDERICKSBURG | IA | 50630 | Miss You Call | 11/14/2018 |
| HHW | Iowa City Rcc | Iowa City Rcc | 3900 Hebl Ave SW | Iowa City | IA | 52246 | Miss You Call | 11/15/2018 |
| Wholesaler | Plumbers Supply Co. | Plumbers Supply Co. | 72 COMMERCIAL DRIVE | IOWA CITY | IA | 52246 | Miss You Call | 11/15/2018 |
| HVAC Contractor | Brandt Heating & Air Conditioning | Brandt Heating & Air Conditioning | 1203 Highland Court | Iowa City | IA | 52240 | Miss You Call | 11/15/2018 |
| Wholesaler | Plumb Supply Company | Plumb Supply Company | 436 2nd Ave NE | Le Mars | IA | 51031 | Miss You Call | 11/15/2018 |
| Wholesaler | Lennox | Lennox Industries Inc. | 1402 EAST MAIN STREET | MARSHALLTOWN | IA | 50158 | Miss You Call | 11/15/2018 |
| Wholesaler | Plumb Supply Company | Plumb Supply Company | 207 Iowa Ave E | MARSHALLTOWN | IA | 50158 | Miss You Call | 11/15/2018 |
| Wholesaler | Gustave A Larson | Gustave A Larson | 802 SOUTH JEFFERSON | MASON CITY | IA | 50401 | Miss You Call | 11/15/2018 |
| Wholesaler | Plumb Supply Company | Plumb Supply Company | 45 19TH ST S.W. | MASON CITY | IA | 50401 | Miss You Call | 11/15/2018 |
| Wholesaler | Plumb Supply Company | Plumb Supply Company | 45 19th St. SW | Mason City | IA | 50401 | Miss You Call | 11/15/2018 |
| HHW | Woodbury Co Rcc | Woodbury Co Rcc | 2210 Ida Ave | Moville | IA | 50139 | Miss You Call | 11/16/2018 |
| HHW | Mahaska Co Rcc | Mahaska Co Rcc | 2979 Hwy 63 | Oskaloosa | IA | 52577 | Miss You Call | 11/20/2018 |
| HHW | Ottumwa/Wapello Rrc | Ottumwa/Wapello Rrc | 2415 EMMA ST. | OTTUMWA | IA | 52501 | Miss You Call | 11/20/2018 |
| Wholesaler | Plumb Supply Company | Plumb Supply Company | 208 SE 9TH ST | PELLA | IA | 50219 | Miss You Call | 11/20/2018 |
| Wholesaler | Plumbing & Heating Wholesale | Plumbing & Heating Wholesale | 1410 N. MAIN AVE NE | SIOUX CENTER | IA | 51250 | Miss You Call | 11/21/2018 |
| HHW | Sioux City Citizen Convenience Center | Sioux City Citizen Convenience Center | 5800 28th Street | Sioux City | IA | 51105 | Miss You Call | 11/21/2018 |
| Wholesaler | Sioux City Winnelson | Sioux City Winnelson | 204 Iowa St. | Sioux City | IA | 51101 | Miss You Call | 11/21/2018 |

Iowa

2018 Miss You Calls

| | | | | | | | | |
|-----------------|---------------------------------------|---------------------------------------|---------------------|--------------|----|-------|---------------|------------|
| Wholesaler | Plumbing & Heating Wholesale | Plumbing & Heating Wholesale | 4135 4TH AVE W. | SPENCER | IA | 51301 | Miss You Call | 11/21/2018 |
| HVAC Contractor | Hanson's Plumbing & Heating | Hanson's Plumbing & Heating | 101 East 5th Street | Spencer | IA | 51301 | Miss You Call | 11/21/2018 |
| HHW | Monona Co. Rcc | Monona Co. Rcc | 31342 Hwy 37 | Turin | IA | 51040 | Miss You Call | 11/28/2018 |
| Wholesaler | Dey Distributing | Dey Distributing | 3123 99TH STREET | URBANDALE | IA | 50322 | Miss You Call | 11/28/2018 |
| Wholesaler | Wayne Dennis Supply Co | Wayne Dennis Supply Co | 3155 99TH ST | URBANDALE | IA | 50322 | Miss You Call | 11/28/2018 |
| HVAC Contractor | Franklin Energy Services | Franklin Energy Services | 11166 Aurora Avenue | Urbandale | IA | 50322 | Miss You Call | 11/28/2018 |
| Wholesaler | Air Management Supply - Nelson & Hagy | Air Management Supply - Nelson & Hagy | 622 Ansborough Ave | Waterloo | IA | 50701 | Miss You Call | 11/28/2018 |
| HVAC Contractor | Gubbels One Hour Heating And A/C | Gubbels One Hour Heating And A/C | 1717 Falls Ave | Waterloo | IA | 50701 | Miss You Call | 11/28/2018 |
| Wholesaler | Plumb Supply Company | Plumb Supply Company | 920 SE FRONTIER RD | WAUKEE | IA | 50263 | Miss You Call | 11/28/2018 |
| HHW | Hamilton Co Rcc | Hamilton Co Rcc | 2605 McMurry Ave | Webster City | IA | 50595 | Miss You Call | 11/28/2018 |

Iowa
2018 Collection Location Summary Report

| Location Status | Bin Bar Code | Location Type | Account: TRC Account Name | Name | Street | City | State | Zip Code | Contact Phone | Return Date | Number of Loose Switches | Number of Mercury Thermostats | Total Mercury Volume (lbs.) |
|-----------------|--------------|-----------------|---|---|---------------------------------|--------------|-------|------------|----------------|-------------|--------------------------|-------------------------------|-----------------------------|
| Active | M12999 | HHW | Butler Co Rcc | Butler Co Rcc | 25251 Hwy 3 East | Allison | IA | 50602 | (319) 267-2070 | 5/7/2018 | 0 | 14 | 0.155 |
| Active | | HHW | Butler Co Rcc | Butler Co Rcc | 25251 Hwy 3 East | Allison | IA | 50602 | (319) 267-2070 | | | | |
| Active | M18688 | Wholesaler | Johnstone Supply | Johnstone Supply | 2701 Ford Street | Ames | IA | 50010 | 515-233-5596 | 9/24/2018 | 0 | 64 | 0.4836 |
| Active | | Wholesaler | Plumb Supply Company | Plumb Supply Company | 2408 E LINCOLN WAY | AMES | IA | 50010 | 515-233-5737 | | | | |
| Active | | Wholesaler | Plumb Supply Company | Plumb Supply Company | 2408 E LINCOLN WAY | AMES | IA | 50010 | 515-233-5737 | | | | |
| Active | | Wholesaler | Wayne Dennis Supply Co | Wayne Dennis Supply Co | 2711 FORD ST | AMES | IA | 50010 | 515-233-3339 | | | | |
| Active | | HHW | Cass County Landfill & Recycling Center/Rcc | Cass County Landfill & Recycling Center/Rcc | 65928 Jackson Road | Atlantic | IA | 50022 | 712-243-1991 | | | | |
| Inactive | | Wholesaler | Adel Wholesalers | Adel Wholesalers Inc | | BELTENDORF | IA | 52722 | | | | | |
| Inactive | | Wholesaler | Adel Wholesalers | Adel Wholesalers Inc | | BETTENDORF | IA | 52727 | | | | | |
| Inactive | | Wholesaler | Adel Wholesalers | Adel Wholesalers Inc | | BETTENDORF | IA | 62722 | | | | | |
| Inactive | | Wholesaler | Adel Wholesalers | Adel Wholesalers Inc | | BETTENDORF | IA | 52722 | | | | | |
| Inactive | | Wholesaler | Adel Wholesalers | Adel Wholesalers Inc | | Bettendorf | IA | 52722-4857 | | | | | |
| Inactive | | Wholesaler | Adel Wholesalers | Adel Wholesalers Inc | | Bettendorf | IA | 52722-4857 | | | | | |
| Inactive | | Wholesaler | Adel Wholesalers | Adel Wholesalers Inc | | Bettendorf | IA | 52722-4857 | | | | | |
| Inactive | | Wholesaler | Adel Wholesalers | Adel Wholesalers Inc | | Bettendorf | IA | 52722-4857 | | | | | |
| Inactive | | Wholesaler | Johnstone Supply Co - Closed | Johnstone Supply Co - Closed | 711-14th St - CLOSED | Bettendorf | IA | 52722 | 319-355-6425 | | | | |
| Active | | Wholesaler | Lennox | Lennox Parts Plus | 891 40th Ave #4 | Bettendorf | IA | 52722 | (563) 214-7033 | | | | |
| Active | M17024 | HVAC Contractor | Total Maintenance, Inc | Total Maintenance, Inc | 1017 State Street | Bettendorf | IA | 52722 | 563-449-5825 | 1/30/2018 | 0 | 72 | 0.2666 |
| Inactive | | HHW | Metro Waste Authority/Rcc | Metro Waste Authority/Rcc | 1105 PRAIRE DRIVE S.W. | BONDURANT | IA | 50035 | 515-333-4431 | | | | |
| Active | | HHW | Metro Waste Authority/Rcc | Metro Waste Authority/Rcc | 1105 Prairie Drive SW | Bondurant | IA | 50035 | 515-967-5512 | | | | |
| Active | M13012 | HHW | Metro Waste Authority/Rcc | Metro Waste Authority/Rcc | 1105 Prairie Drive SW | Bondurant | IA | 50035 | 515-967-5512 | 6/19/2018 | 0 | 34 | 0.2294 |
| Active | | Other | Community Action Of S.E. Iowa | Community Action Of S.E. Iowa | 2850 Mt. Pleasant St. | Burlington | IA | 52601 | (319) 572-1283 | | | | |
| Active | | Wholesaler | Dennis Company Inc. | Dennis Company Inc. | 1107 Jefferson Street | Burlington | IA | 52601 | 319-752-5438 | | | | |
| Active | | Wholesaler | Dennis Company Inc. | Dennis Company Inc. | 1107 Jefferson Street | Burlington | IA | 52601 | 319-752-5438 | | | | |
| Active | M14061 | Wholesaler | Plumbing & Heating Wholesale | Plumbing & Heating Wholesale | 1212 HEINE AVE | CARROL | IA | 51401 | 712-792-9419 | 2/16/2018 | 0 | 7 | 0.0434 |
| | | | | | | | | | 319 268 5427/ | | | | |
| Inactive | M16531 | HVAC Contractor | Cedar Falls Utilities | Cedar Falls Utilities | 1 UTILITY PARKWAY | CEDAR FALLS | IA | 50613 | 319 368 5437 | 8/3/2018 | 0 | 0 | 0 |
| Active | | Wholesaler | Comfort Products | Comfort Products | 5529 NORDIC DRIVE | CEDAR FALLS | IA | 50613 | 319-277-3949 | | | | |
| Active | | Wholesaler | Cedar Rapids Sheet Metal | Cedar Rapids Sheet Metal | 406 9th Ave SE | Cedar Rapids | IA | 52401 | 319-366-2735 | | | | |
| Active | | Wholesaler | Cedar Rapids Sheet Metal | Cedar Rapids Sheet Metal | 406 9th Ave SE | Cedar Rapids | IA | 52401 | 319-366-2735 | | | | |
| Active | M01020 | Wholesaler | Cedar Rapids Sheet Metal | Cedar Rapids Sheet Metal | 406 9th Ave SE | Cedar Rapids | IA | 52401 | 319-366-2735 | 8/2/2018 | 0 | 6 | 0.0372 |
| Active | | Wholesaler | Cedar Rapids Sheet Metal | Cedar Rapids Sheet Metal | 406 9th Ave SE | Cedar Rapids | IA | 52401 | 319-366-2735 | | | | |
| Active | | Wholesaler | Cedar Rapids Sheet Metal | Cedar Rapids Sheet Metal | 406 9th Ave SE | Cedar Rapids | IA | 52401 | 319-366-2735 | | | | |
| Active | | Wholesaler | Dennis Company Inc. | Dennis Company Inc. | 203 30th Street Drive SE | Cedar Rapids | IA | 52403 | 319-366-3351 | | | | |
| Active | M17956 | Wholesaler | Dennis Company Inc. | Dennis Company Inc. | 203 30th Street Drive SE | Cedar Rapids | IA | 52403 | 319-366-3351 | 1/19/2018 | 0 | 4 | 0.0248 |
| Active | M19539 | Wholesaler | Ferguson | Ferguson | 4625 6th St SW | Cedar Rapids | IA | 52404 | 319-393-5660 | 8/20/2018 | 0 | 0 | 0 |
| Active | M19539 | Wholesaler | Ferguson | Ferguson | 4625 6th St SW | Cedar Rapids | IA | 52404 | 319-393-5660 | 8/3/2018 | 0 | 6 | 0.062 |
| Active | | Wholesaler | First Supply | First Supply | 3110 Prairie Valley Ct. SW | Cedar Rapids | IA | 52404 | 319-294-5332 | | | | |
| Active | M14123 | Wholesaler | Gustave A Larson | Gustave A Larson | 215 9TH STREET NW | CEDAR RAPIDS | IA | 52405 | 319-364-4441 | 10/2/2018 | 0 | 22 | 0.1364 |
| Active | M18393 | Wholesaler | Habegger Corporation | Habegger Corporation | 865 33rd Ave. SW | Cedar Rapids | IA | 52404 | 319-363-4328 | 4/10/2018 | 0 | 4 | 0.0248 |
| Active | | Wholesaler | Heating And Cooling Supply Co., Inc | Heating And Cooling Supply | 255 Prospect Pl SW | Cedar Rapids | IA | 52404 | (319) 298-1078 | | | | |
| Active | | Wholesaler | Johnstone Supply | Johnstone Supply | 5040 Blairs Forest Way NE | Cedar Rapids | IA | 52402 | 913-294-3140 | | | | |
| Active | | Wholesaler | Johnstone Supply | Johnstone Supply | 5040 Blairs Forest Way NE | Cedar Rapids | IA | 52402 | 913-294-3140 | | | | |
| Active | M01012 | Wholesaler | Johnstone Supply | Johnstone Supply | 5040 Blairs Forest Way NE | Cedar Rapids | IA | 52402 | 913-294-3140 | 11/5/2018 | 0 | 73 | 0.7316 |
| Inactive | | Wholesaler | Johnstone Supply | Johnstone Supply # 230 | 5040 BLAIRS FOREST WAY, SUITE A | CEDAR RAPIDS | IA | 52402 | 319-233-0525 | | | | |
| Active | | Wholesaler | Plumb Supply Company | Plumb Supply Company | 4700 "J" ST. S.W. | CEDAR RAPIDS | IA | 52404 | 319-366-7891 | | | | |
| Active | | Wholesaler | Plumb Supply Company | Plumb Supply Company | 4700 "J" ST. S.W. | CEDAR RAPIDS | IA | 52404 | 319-366-7891 | | | | |
| Active | M10202 | Wholesaler | United Refrigeration | United Refrigeration | 515 8TH AVE. S.E. | CEDAR RAPIDS | IA | 52401 | 319-363-8219 | 11/20/2018 | 0 | 18 | 0.1178 |
| Active | | HHW | Rathbun Area Solid Waste Commission/Rcc | Rathbun Area Solid Waste Commission/Rcc | 3020 McCarty Street | Centerville | IA | 52544 | 641-437-7279 | | | | |
| Active | | HHW | Rathbun Area Solid Waste Commission/Rcc | Rathbun Area Solid Waste Commission/Rcc | 3020 McCarty Street | Centerville | IA | 52544 | 641-437-7279 | | | | |
| Active | | HHW | Cb Household Hazardous Waste Agency | Cb Household Hazardous Waste Agency | 1805 Linden Street | Cherokee | IA | 51012 | 712-225-3749 | | | | |
| Active | | HHW | Cb Household Hazardous Waste Agency | Cb Household Hazardous Waste Agency | 1805 Linden Street | Cherokee | IA | 51012 | 712-225-3749 | | | | |

Iowa

2018 Collection Location Summary Report

| | | | | | | | | | | | | | |
|----------|--------|-----------------|--------------------------------------|--------------------------------------|-----------------------------|----------------|----|-------|----------------|-----------|---|-----|--------|
| Active | | HHW | Cb Household Hazardous Waste Agency | Cb Household Hazardous Waste Agency | 1805 Linden Street | Cherokee | IA | 51012 | 712-225-3749 | | | | |
| Active | M12987 | HHW | Landfill Of North Iowa/Rcc | Landfill Of North Iowa/Rcc | 15942 Killdeer Ave | Clear Lake | IA | 50428 | 641-357-5452 | 4/3/2018 | 0 | 4 | 0.0248 |
| Active | | HHW | Clinton County Sanitary Landfill/Rcc | Clinton County Sanitary Landfill/Rcc | 4292 220th Street | Clinton | IA | 52732 | 563-243-4749 | | | | |
| Active | | HHW | Clinton County Sanitary Landfill/Rcc | Clinton County Sanitary Landfill/Rcc | 4292 220th Street | Clinton | IA | 52732 | 563-243-4749 | | | | |
| Active | | Wholesaler | Halvorson Trane | Halvorson Trane | 2165 N.W. 108TH ST. SUITE A | CLIVE | IA | 50325 | 515-270-0004 | | | | |
| Inactive | | Wholesaler | Wayne Dennis Supply | Wayne Dennis Supply | | CLOVE | IA | 50325 | | | | | |
| Active | | HVAC Contractor | Black Hills Energy | Black Hills Energy | 1414 WEST BROADWAY | COUNCIL BLUFFS | IA | 51501 | 605-721-2737 | | | | |
| Inactive | | HHW | Council Bluffs Recycle Center/Rcc | Council Bluffs Recycle Center/Rcc | 4441 Gifford Road | Council Bluffs | IA | 51503 | 712-328-4985 | | | | |
| Active | | HHW | Council Bluffs Recycling Center | Council Bluffs Recycling Center | 4441 GIFFORD ROAD | COUNCIL BLUFFS | IA | 51503 | 712-328-4985 | | | | |
| Active | M13034 | HHW | Council Bluffs Recycling Center | Council Bluffs Recycling Center | 4441 GIFFORD ROAD | COUNCIL BLUFFS | IA | 51503 | 712-328-4985 | 4/5/2018 | 0 | 12 | 0.0868 |
| Active | | Wholesaler | Dennis Supply Co | Dennis Supply Co | 3326 NEBRASKA AVE | COUNCIL BLUFFS | IA | 51501 | 712-322-8824 | | | | |
| Active | M10343 | Wholesaler | Dennis Supply Co | Dennis Supply Co | 3326 NEBRASKA AVE | COUNCIL BLUFFS | IA | 51501 | 712-322-8824 | 9/21/2018 | 0 | 44 | 0.5208 |
| Active | M10343 | Wholesaler | Dennis Supply Co | Dennis Supply Co | 3326 NEBRASKA AVE | COUNCIL BLUFFS | IA | 51501 | 712-322-8824 | 4/5/2018 | 0 | 79 | 0.6076 |
| Active | M10344 | Wholesaler | Dennis Supply Co | Dennis Supply Co | 3326 NEBRASKA AVE | COUNCIL BLUFFS | IA | 51501 | 712-322-8824 | 4/5/2018 | 0 | 55 | 0.4154 |
| Active | | HHW | Prairie Solid Waste Agency/Rcc | Prairie Solid Waste Agency/Rcc | 1774 Lark Ave | Creston | IA | 50801 | 641-347-5022 | | | | |
| Active | | HHW | Prairie Solid Waste Agency/Rcc | Prairie Solid Waste Agency/Rcc | 1774 Lark Ave | Creston | IA | 50801 | 641-347-5022 | | | | |
| Inactive | | Wholesaler | Adel Wholesalers | Adel Wholesalers | 5414 KELLING STREET | DAVENPORT | IA | 52806 | | | | | |
| Inactive | | Wholesaler | Adel Wholesalers Inc - Closed | Adel Wholesalers Inc - Closed | 5414 KELLING STREET | DAVENPORT | IA | 52806 | 319-355-5321 | | | | |
| Inactive | | Wholesaler | Adel Wholesalers Inc - Closed | Adel Wholesalers Inc - Closed | 5414 KELLING STREET | DAVENPORT | IA | 52806 | 319-355-5321 | | | | |
| Inactive | | Wholesaler | Adel Wholesalers Inc - Closed | Adel Wholesalers Inc - Closed | 5414 KELLING STREET | DAVENPORT | IA | 52806 | 319-355-5321 | | | | |
| Active | | Wholesaler | Davenport Trane Parts Center | Davenport Trane Parts Center | 4801 Grand Avenue | DAVENPORT | IA | 52807 | 563-468-4930 | | | | |
| Active | M17955 | Wholesaler | Dennis Company Inc. | Dennis Company Inc. | 3016 Brady Street | Davenport | IA | 52803 | 563-324-0435 | 8/15/2018 | 0 | 3 | 0.0496 |
| Active | | HVAC Contractor | A-Tec Energy | Don Sorensen | 1117 Arlington Ave | Davenport | IA | 52803 | (515) 419-2806 | | | | |
| Active | | Retailer | Hayman's Westside Ace Hardware | Hayman's Westside Ace Hardware | 1716 W. 4th Street | Davenport | IA | 52802 | 563-323-8553 | | | | |
| Active | | Wholesaler | Heating And Cooling Supply Co., Inc | Heating And Cooling Supply Co., Inc | 16935 210th Street | Davenport | IA | 52804 | (563) 391-4460 | | | | |
| Active | | Wholesaler | Heating And Cooling Supply Co., Inc | Heating And Cooling Supply Co., Inc | 16935 210th Street | Davenport | IA | 52804 | (563) 391-4460 | | | | |
| Active | | Wholesaler | Heating And Cooling Supply Co., Inc | Heating And Cooling Supply Co., Inc | 16935 210th Street | Davenport | IA | 52804 | (563) 391-4460 | | | | |
| Active | | Wholesaler | Heating And Cooling Supply Co., Inc | Heating And Cooling Supply Co., Inc | 16935 210th Street | Davenport | IA | 52804 | (563) 391-4460 | | | | |
| Active | | Wholesaler | Johnstone Supply | Johnstone Supply Co | 5001 N BRADY STREET | DAVENPORT | IA | 52806 | 402-339-2342 | | | | |
| Active | | Wholesaler | Johnstone Supply | Johnstone Supply Co | 5001 North Brady Street | DAVENPORT | IA | 52806 | 563-388-7777 | | | | |
| Active | M14281 | Wholesaler | Johnstone Supply | Johnstone Supply Co | 5001 N BRADY STREET | DAVENPORT | IA | 52806 | 402-339-2342 | 5/16/2018 | 0 | 99 | 0.7316 |
| Active | M14281 | Wholesaler | Johnstone Supply | Johnstone Supply Co | 5001 N BRADY STREET | DAVENPORT | IA | 52806 | 402-339-2342 | 3/19/2018 | 0 | 132 | 0.8308 |
| Active | M14281 | Wholesaler | Johnstone Supply | Johnstone Supply Co | 5001 N BRADY STREET | DAVENPORT | IA | 52806 | 402-339-2342 | 2/1/2018 | 0 | 84 | 0.5766 |
| Active | | Wholesaler | Johnstone Supply | Johnstone Supply Co | 5001 North Brady Street | DAVENPORT | IA | 52806 | 563-388-7777 | | | | |
| Inactive | | Wholesaler | Lennox | Lennox Parts Plus | | DAVENPORT | IA | 52806 | | | | | |
| Active | | Wholesaler | R. E. Michel Co. | R.E. Michel | 8645 Northwest Boulevard | Davenport | IA | 52806 | 563-386-3874 | | | | |
| Active | | Wholesaler | Republic Company | Republic Company | 737 CHARLOTTE STREET | DAVENPORT | IA | 52803 | 563-322-6204 | | | | |
| Active | | Wholesaler | Republic Company | Republic Company | 737 CHARLOTTE STREET | DAVENPORT | IA | 52803 | 563-322-6204 | | | | |
| Active | | Wholesaler | Republic Company | Republic Company | 737 CHARLOTTE STREET | DAVENPORT | IA | 52803 | 563-322-6204 | | | | |
| Active | | Wholesaler | Republic Company | Republic Company | 737 CHARLOTTE STREET | DAVENPORT | IA | 52803 | 563-322-6204 | | | | |
| Active | | Wholesaler | Republic Company | Republic Company | 737 CHARLOTTE STREET | DAVENPORT | IA | 52803 | 563-322-6204 | | | | |
| Active | | Wholesaler | Republic Company | Republic Company | 737 CHARLOTTE STREET | DAVENPORT | IA | 52803 | 563-322-6204 | | | | |
| Active | | Wholesaler | Republic Company | Republic Company | 737 CHARLOTTE STREET | DAVENPORT | IA | 52803 | 563-322-6204 | | | | |
| Active | M13013 | HHW | Scott Co Rcc | Scott Co Rcc | 11555 110th Ave | DAVENPORT | IA | 52804 | 319-381-1300 | 9/28/2018 | 0 | 67 | 0.5828 |
| Active | | HHW | Scott Co Rcc | Scott Co Rcc | 11555 110th Ave | DAVENPORT | IA | 52804 | 319-381-1300 | | | | |
| Active | | Wholesaler | Trane | Trane Parts | 4801 Grand Avenue | Davenport | IA | 52807 | 563-468-4930 | | | | |
| Active | M18485 | Wholesaler | Trane | Trane Parts | 4801 Grand Avenue | Davenport | IA | 52807 | 563-468-4930 | 2/5/2018 | 0 | 1 | 0.0124 |
| Active | | Wholesaler | Trane | Trane Parts | 4801 Grand Avenue | Davenport | IA | 52807 | 563-468-4930 | | | | |
| Active | | HHW | Waste Commission Of Scott County | Waste Commission Of Scott County | 5640 Carey Ave | Davenport | IA | 52807 | (563) 388-1423 | | | | |
| Active | | Wholesaler | Air Management Supply | Air Management Supply | 1820 E. SHERIDAN AVE. | DES MOINES | IA | 50316 | 515 564-0311 | | | | |
| Active | | Wholesaler | Consolidated Materials Company | Consolidated Materials Company | 600 HOLCOMB | DES MOINES | IA | 50313 | 515 283 2244 | | | | |

Iowa

2018 Collection Location Summary Report

| | | | | | | | | | | | | | |
|----------|--------|-----------------|--|--|------------------------------|----------------|----|-------|----------------|------------|-----|----|--------|
| Active | | Wholesaler | Consolidated Supply | Consolidated Supply | 600 Holcomb Ave | Des Moines | IA | 50313 | 515-283-2244 | | | | |
| Active | | Wholesaler | Consolidated Supply | Consolidated Supply | 600 Holcomb Ave | Des Moines | IA | 50313 | 515-283-2244 | | | | |
| Active | | Wholesaler | Consolidated Supply | Consolidated Supply | 600 Holcomb Ave | Des Moines | IA | 50313 | 515-283-2244 | | | | |
| Active | | Wholesaler | Consolidated Supply | Consolidated Supply | 600 Holcomb Ave | Des Moines | IA | 50313 | 515-283-2244 | | | | |
| Active | | Wholesaler | Consolidated Supply | Consolidated Supply | 600 Holcomb Ave | Des Moines | IA | 50313 | 515-283-2244 | | | | |
| Active | | Wholesaler | Gustave A Larson | Gustave A Larson | 2510 BELL AVENUE | DES MOINES | IA | 50321 | 515-283-2021 | | | | |
| Active | | Wholesaler | Gustave A Larson | Gustave A Larson | 2510 BELL AVENUE | DES MOINES | IA | 50321 | 515-283-2021 | | | | |
| Active | | Wholesaler | Heating And Cooling Supply Co | Heating And Cooling Supply Co | 1105 Northeast Broadway Ave. | Des Moines | IA | 50313 | (319) 215-8376 | | | | |
| Inactive | | Wholesaler | Historicalplaceholder | Hosier Refrigeration Supply | | DES MOINES | IA | 50315 | | | | | |
| Inactive | | Wholesaler | Johnstone Supply | Johnstone Supply | | DES MOINES | IA | 50300 | | | | | |
| Inactive | | Wholesaler | Johnstone Supply | Johnstone Supply | | DES MOINES | IA | 50322 | | | | | |
| Active | | Wholesaler | Nichols Controls & Supply, Inc. | Nichols Controls & Supply, Inc. | 1721 DEAN AVE | DES MOINES | IA | 50316 | 515-564-0437 | | | | |
| Active | M10434 | Wholesaler | Nichols Controls & Supply, Inc. | Nichols Controls & Supply, Inc. | 1721 DEAN AVE | DES MOINES | IA | 50316 | 515-564-0437 | 2/22/2018 | 260 | 75 | 2.1328 |
| Active | | Wholesaler | Nichols Controls & Supply, Inc. | Nichols Controls & Supply, Inc. | 1721 DEAN AVE | DES MOINES | IA | 50316 | 515-564-0437 | | | | |
| Active | | Wholesaler | Plumb Supply Company | Plumb Supply Company | 1622 NE 51ST AVE | DES MOINES | IA | 50313 | 515-262-9511 | | | | |
| Active | | Wholesaler | United Refrigeration | United Refrigeration | 927 8TH STREET | DES MOINES | IA | 50309 | 515-288-7211 | | | | |
| Active | | Wholesaler | Wayne Dennis Supply | Wayne Dennis Supply | 319 New York Ave | Des Moines | IA | 50313 | 515-244-1105 | | | | |
| Active | | Wholesaler | Wayne Dennis Supply | Wayne Dennis Supply | 319 New York Ave | Des Moines | IA | 50313 | 515-244-1105 | | | | |
| Active | | Wholesaler | Wayne Dennis Supply | Wayne Dennis Supply | 319 New York Ave | Des Moines | IA | 50313 | 515-244-1105 | | | | |
| Active | | Wholesaler | Wayne Dennis Supply | Wayne Dennis Supply | 319 New York Ave | Des Moines | IA | 50313 | 515-244-1105 | | | | |
| Active | | Wholesaler | Wayne Dennis Supply | Wayne Dennis Supply | 319 New York Ave | Des Moines | IA | 50313 | 515-244-1105 | | | | |
| Active | | Wholesaler | Wayne Dennis Supply | Wayne Dennis Supply | 319 New York Ave | Des Moines | IA | 50313 | 515-244-1105 | | | | |
| Active | | Wholesaler | Wayne Dennis Supply | Wayne Dennis Supply | 319 New York Avenue | Des Moines | IA | 50313 | 515-244-1105 | | | | |
| Active | P10277 | Wholesaler | Wayne Dennis Supply Co | Wayne Dennis Supply Co | 319 NEW YORK AVE | DES MOINES | IA | 50313 | 515-244-1105 | 11/14/2018 | 0 | 1 | 0.0062 |
| Active | M14076 | Wholesaler | Wayne Dennis Supply Co | Wayne Dennis Supply Co | 319 NEW YORK AVE | DES MOINES | IA | 50313 | 515-244-1105 | 7/31/2018 | 0 | 9 | 0.0868 |
| Inactive | | Wholesaler | Johnstone Supply | Johnstone Supply | | DES. MOINES | IA | 50322 | | | | | |
| Active | | HVAC Contractor | Black Hills Energy | Black Hills Energy | 1015 CEDAR CROSS ROAD | DUBUQUE | IA | 52003 | 605-721-2737 | | | | |
| Active | | HHW | Dubuque Metropolitan Area Solid Waste Agency | Dubuque Metropolitan Area Solid Waste Agency | 14501 Highway 20 West | Dubuque | IA | 52002 | 563-557-8220 | | | | |
| Active | | HHW | Dubuque Metropolitan Area Solid Waste Agency | Dubuque Metropolitan Area Solid Waste Agency | 14501 Highway 20 West | Dubuque | IA | 52002 | 563-557-8220 | | | | |
| Active | | HHW | Dubuque Metropolitan Area Solid Waste Agency | Dubuque Metropolitan Area Solid Waste Agency | 14501 Highway 20 West | Dubuque | IA | 52002 | 563-557-8220 | | | | |
| Active | | Wholesaler | Dubuque Supply | Dubuque Supply | 585 White ST / PO Box 117 | Dubuque | IA | 52001 | | | | | |
| Active | | Wholesaler | Dubuque Supply | Dubuque Supply | 585 White ST / PO Box 117 | Dubuque | IA | 52001 | | | | | |
| Active | | Wholesaler | First Supply | First Supply | 4949 Chavenelle Road | Dubuque | IA | 52002 | 563-582-1895 | | | | |
| Inactive | | Wholesaler | First Supply | First Supply | 4949 CHAVENELLE DR | DUBUQUE | IA | 52002 | 563 582-1895 | | | | |
| Inactive | M15535 | Wholesaler | First Supply | First Supply | 4949 CHAVENELLE DR | DUBUQUE | IA | 52002 | 563 582-1895 | 4/10/2018 | 0 | 0 | 0 |
| Active | | Wholesaler | Kretschmer Tredway Co. | Kretschmer Tredway Co. | 220 E 9th St | Dubuque | IA | 52001 | 319-582-1895 | | | | |
| Active | | Wholesaler | Plumb Supply Company | Plumb Supply Company | 600 Cedar Cross Rd | Dubuque | IA | 52003 | (563) 556-2827 | | | | |
| Active | | HHW | Floyd-Mitchell-Chickasaw Solid Waste Mgmt Agency/Rcc | Floyd-Mitchell-Chickasaw Solid Waste Mgmt Agency/Rcc | 3354 330th St | Elma | IA | 50628 | 641-982-4288 | | | | |
| Active | | HHW | Floyd-Mitchell-Chickasaw Solid Waste Mgmt Agency/Rcc | Floyd-Mitchell-Chickasaw Solid Waste Mgmt Agency/Rcc | 3354 330th St | Elma | IA | 50628 | 641-982-4288 | | | | |
| Active | | Wholesaler | Plumb Supply Company | Plumb Supply Company | 1565 Cardinal Ave. | Fort Dodge | IA | 50501 | 515573-8161 | | | | |
| Active | | HVAC Contractor | G Jurgensen Scrap Division, LLC | G Jurgensen Scrap Division, LLC | 3155 290TH ST | FREDERICKSBURG | IA | 50630 | 563-237-6610 | | | | |
| Active | | HHW | Great River Waste | Great River Waste | 2092 303rd Ave | Ft. Madison | IA | 52627 | 641-357-5452 | | | | |
| Active | | HHW | Great River Waste | Great River Waste | 2092 303rd Ave | Ft. Madison | IA | 52627 | 641-357-5452 | | | | |
| Active | | HVAC Contractor | Brandt Heating & Air Conditioning | Brandt Heating & Air Conditioning | 1203 Highland Court | Iowa City | IA | 52240 | 319-400-7123 | | | | |
| Active | M12961 | HHW | Iowa City Rcc | Iowa City Rcc | 3900 HEBL AVE S.W. | IOWA CITY | IA | 52246 | 319 887-6160 | 7/13/2018 | 0 | 9 | 0.0558 |
| Inactive | | HHW | Iowa City Rcc | Iowa City Rcc | 3900 Hebl Ave SW | Iowa City | IA | 52246 | 319 887-6160 | | | | |
| Active | | Wholesaler | Plumb Supply Company | Plumb Supply Company | 1925 Boyrum Street | IOWA CITY | IA | 52240 | 319-351-1004 | | | | |
| Active | | Wholesaler | Plumb Supply Company | Plumb Supply Company | 1925 Boyrum Street | IOWA CITY | IA | 52240 | 319-351-1004 | | | | |
| Active | | Wholesaler | Plumb Supply Company | Plumb Supply Company | 1925 Boyrum Street | IOWA CITY | IA | 52240 | 319-351-1004 | | | | |
| Active | | Wholesaler | Plumb Supply Company | Plumb Supply Company | 1925 Boyrum Street | IOWA CITY | IA | 52240 | 319-351-1004 | | | | |
| Active | | Wholesaler | Plumbers Supply Co. | Plumbers Supply Co. | 72 COMMERCIAL DRIVE | IOWA CITY | IA | 52246 | (319) 338-3601 | | | | |
| Active | | Wholesaler | Plumb Supply Company | Plumb Supply Company | 436 2nd Ave NE | Le Mars | IA | 51031 | 712-546-8129 | | | | |
| Active | | HHW | Plymouth Co. Swa Rcc | Plymouth Co. Swa Rcc | 34898 150th Street | Lemars | IA | 51031 | 712-546-6071 | | | | |
| Active | | HHW | Plymouth Co. Swa Rcc | Plymouth Co. Swa Rcc | 34898 150th Street | Lemars | IA | 51031 | 712-546-6071 | | | | |

Iowa

2018 Collection Location Summary Report

| | | | | | | | | | | | | |
|----------|------------|---|---|-----------------------|--------------|----|-------|----------------|------------|----|-----|--------|
| Inactive | HHW | Cedar Rapids / Linn County Solid Waste Agency/Rcc | Cedar Rapids / Linn County Solid Waste Agency/Rcc | 1954 County Home Road | Marion | IA | 52302 | 319-373-4771 | | | | |
| Inactive | HHW | Cedar Rapids / Linn County Solid Waste Agency/Rcc | Cedar Rapids / Linn County Solid Waste Agency/Rcc | 1954 County Home Road | Marion | IA | 52302 | 319-373-4771 | | | | |
| Active | Wholesaler | Iowa Wholesale Supply | Iowa Wholesale Supply | 3110 S. 6th Street | MARSHALLTOWN | IA | 50158 | 641-752-4555 | | | | |
| Active | Wholesaler | Lennox | Lennox Industries Inc. | 1402 EAST MAIN STREET | MARSHALLTOWN | IA | 50158 | 515-754-4546 | | | | |
| Active | Wholesaler | Lennox | Lennox Industries Inc. | 1402 EAST MAIN STREET | MARSHALLTOWN | IA | 50158 | 515-754-4546 | | | | |
| Active | Wholesaler | Plumb Supply Company | Plumb Supply Company | 207 Iowa Ave E | MARSHALLTOWN | IA | 50158 | 641-753-2847 | | | | |
| Active | M14137 | Wholesaler | Gustave A Larson | 802 SOUTH JEFFERSON | MASON CITY | IA | 50401 | 641-423-1808 | 11/26/2018 | 0 | 55 | 0.372 |
| Active | | Wholesaler | Gustave A Larson | 802 SOUTH JEFFERSON | MASON CITY | IA | 50401 | 262-542-0200 | | | | |
| Active | M10176 | Wholesaler | Gustave A Larson | 802 SOUTH JEFFERSON | MASON CITY | IA | 50401 | 262-542-0200 | 3/12/2018 | 11 | 101 | 0.8246 |
| Active | | Wholesaler | Plumb Supply Company | 45 19th St. SW | Mason City | IA | 50401 | 641-423-0164 | | | | |
| Active | | Wholesaler | Plumb Supply Company | 45 19TH ST S.W. | MASON CITY | IA | 50401 | 641-423-0164 | | | | |
| Active | | Wholesaler | Plumb Supply Company | 45 19TH ST S.W. | MASON CITY | IA | 50401 | 641-423-0164 | | | | |
| Active | | Wholesaler | Plumb Supply Company | 45 19TH ST S.W. | MASON CITY | IA | 50401 | 641-423-0164 | | | | |
| Active | | Wholesaler | Plumb Supply Company | 45 19TH ST S.W. | MASON CITY | IA | 50401 | 641-423-0164 | | | | |
| Active | | Wholesaler | Plumb Supply Company | 45 19TH ST S.W. | MASON CITY | IA | 50401 | 641-423-0164 | | | | |
| Active | | Wholesaler | Plumb Supply Company | 45 19TH ST S.W. | MASON CITY | IA | 50401 | 641-423-0164 | | | | |
| Active | HHW | Dickinson Rcc | Dickinson Rcc | 2260 220th St | Milford | IA | 51351 | 712-338-4786 | | | | |
| Active | HHW | Dickinson Rcc | Dickinson Rcc | 2260 220th St | Milford | IA | 51351 | 712-338-4786 | | | | |
| Active | HHW | Woodbury Co Rcc | Woodbury Co Rcc | 2210 Ida Ave | Moville | IA | 50139 | 712-873-3837 | | | | |
| Active | M14055 | Wholesaler | Kelly Supply Company | 1502 17TH AVENUE EAST | OSKALOOSA | IA | 52577 | 641-672-2505 | 4/23/2018 | 0 | 19 | 0.1178 |
| Active | HHW | Mahaska Co Rcc | Mahaska Co Rcc | 2979 Hwy 63 | Oskaloosa | IA | 52577 | 641-673-9266 | | | | |
| Active | HHW | Mahaska Co Rcc | Mahaska Co Rcc | 2979 Hwy 63 | Oskaloosa | IA | 52577 | 641-673-9266 | | | | |
| Active | HHW | Ottumwa/Wapello Rrc | Ottumwa/Wapello Rrc | 2415 EMMA ST. | OTTUMWA | IA | 52501 | 641-982-4288 | | | | |
| Active | Wholesaler | Plumb Supply Company | Plumb Supply Company | 208 SE 9TH ST | PELLA | IA | 50219 | 641-620-1406 | | | | |
| Active | HHW | Semco Rcc | Semco Rcc | 29997 Hwy 78 | Richland | IA | 52585 | 319-456-6171 | | | | |
| Active | HHW | Semco Rcc | Semco Rcc | 29997 Hwy 78 | Richland | IA | 52585 | 319-456-6171 | | | | |
| Active | M13038 | HHW | Nw Iowa Area Solid Waste Agency/Rcc | 4540 360th Street | Sheldon | IA | 51201 | 712-324-4026 | 4/26/2018 | 0 | 2 | 0.0124 |
| Active | M13046 | HHW | Nw Iowa Area Solid Waste Agency/Rcc | 4540 360th Street | Sheldon | IA | 51201 | 712-324-4026 | 6/13/2018 | 0 | 0 | 0 |
| Active | HHW | Nw Iowa Area Solid Waste Agency/Rcc | Nw Iowa Area Solid Waste Agency/Rcc | 4540 360th Street | Sheldon | IA | 51201 | 712-324-4026 | | | | |
| Inactive | HHW | Fremont Co Rcc | Fremont Co Rcc | 2879 250th St | Sidney | IA | 51652 | 712-243-1991 | | | | |
| Active | Wholesaler | Plumbing & Heating Wholesale | Plumbing & Heating Wholesale | 1410 N. MAIN AVE NE | SIOUX CENTER | IA | 51250 | 712-722-4628 | | | | |
| Inactive | Wholesaler | Dennis Supply Co | Dennis Supply Co | 300 W 7th St | SIOUX CITY | IA | 51103 | 712-255-1624 | | | | |
| Active | M10345 | Wholesaler | Dennis Supply Co | 300 W 7TH ST. | SIOUX CITY | IA | 51103 | (712) 255-7637 | 5/18/2018 | 0 | 78 | 0.7874 |
| Active | Wholesaler | Dennis Supply Co | Dennis Supply Co | 300 W 7TH ST. | SIOUX CITY | IA | 51103 | (712) 255-7637 | | | | |
| Active | M12032 | HVAC Contractor | Farrell's Heating & Air Conditioning Inc. | 405 W. 6th Street | Sioux City | IA | 51103 | 712-233-3005 | 12/7/2018 | 0 | 20 | 0.1488 |
| Active | Wholesaler | Johnstone Supply | Johnstone Supply Co | 1401 CUNNINGHAM DR. | SIOUX CITY | IA | 51106 | (712) 204-4683 | | | | |
| Active | Wholesaler | Johnstone Supply | Johnstone Supply Co | 1401 CUNNINGHAM DR. | SIOUX CITY | IA | 51106 | (712) 204-4683 | | | | |
| Active | Wholesaler | Johnstone Supply | Johnstone Supply Co | 1401 CUNNINGHAM DR. | SIOUX CITY | IA | 51106 | (712) 204-4683 | | | | |
| Active | M14062 | Wholesaler | Plumbing & Heating Wholesale | 840 GORDON DR | SIOUX CITY | IA | 51101 | 712-252-4714 | 4/9/2018 | 0 | 7 | 0.0434 |
| Active | HHW | Sioux City Citizen Convenience Center | Sioux City Citizen Convenience Center | 5800 28th Street | Sioux City | IA | 51105 | 712-279-6222 | | | | |
| Active | HHW | Sioux City Citizen Convenience Center | Sioux City Citizen Convenience Center | 5800 28th Street | Sioux City | IA | 51105 | 712-279-6222 | | | | |
| Active | Wholesaler | Sioux City Winnelson | Sioux City Winnelson | 204 Iowa St. | Sioux City | IA | 51101 | (712) 252-3488 | | | | |
| Active | M17352 | HVAC Contractor | Hanson's Plumbing & Heating | 101 East 5th Street | Spencer | IA | 51301 | 712-262-1514 | 12/11/2018 | 0 | 23 | 0.1488 |
| Active | M17325 | HHW | Northern Plains Regional Collection Center | 3101 W 18th Street | Spencer | IA | 51301 | (712) 580-7277 | 4/3/2018 | 0 | 0 | 0 |
| Active | M17326 | HHW | Northern Plains Regional Collection Center | 3101 W 18th Street | Spencer | IA | 51301 | (712) 580-7277 | 4/3/2018 | 0 | 0 | 0 |
| Active | HHW | Northern Plains Regional Collection Center | Northern Plains Regional Collection Center | 3101 W 18th Street | Spencer | IA | 51301 | (712) 580-7277 | | | | |
| Active | Wholesaler | Plumbing & Heating Wholesale | Plumbing & Heating Wholesale | 4135 4TH AVE W. | SPENCER | IA | 51301 | 712-580-4544 | | | | |
| Active | M19399 | Wholesaler | Plumb Supply Company | 3010 18th Street | Spirit Lake | IA | 51360 | 712-336-0787 | 1/15/2018 | 0 | 101 | 0.7316 |
| Active | HHW | Monona Co. Rcc | Monona Co. Rcc | 31342 Hwy 37 | Turin | IA | 51040 | 712-420-2102 | | | | |
| Active | M20289 | HVAC Contractor | A-Tec Energy | 11259 Aurora Ave | Urbandale | IA | 50322 | (515) 281-9133 | 4/3/2018 | 0 | 81 | 0.5022 |
| Active | Wholesaler | Cfm Distributors, Inc. | Cfm Distributors, Inc. | 4137 109th Street | Urbandale | IA | 50322 | 515-331-4137 | | | | |
| Active | Wholesaler | Cfm Distributors, Inc. | Cfm Distributors, Inc. | 4137 109th Street | Urbandale | IA | 50322 | 515-331-4137 | | | | |
| Active | M14047 | Wholesaler | Comfort Products | 4101 N.W. 121 STREET | URBANDALE | IA | 50323 | 515-331-3743 | 8/17/2018 | 0 | 43 | 0.4154 |
| Active | Wholesaler | Dey Distributing | Dey Distributing | 3123 99TH STREET | URBANDALE | IA | 50322 | 515-252-7152 | | | | |

Iowa

2018 Collection Location Summary Report

| | | | | | | | | | | | | | |
|----------|--------|-----------------|--|--|------------------------|-----------------|----|-------|----------------|------------|----|-----|--------|
| Active | | HVAC Contractor | Franklin Energy Services | Franklin Energy Services | 11166 Aurora Avenue | Urbandale | IA | 50322 | 515-650-6638 | | | | |
| Active | M10237 | Wholesaler | Johnstone Supply | Johnstone Supply Co | 11000 JUSTIN DR | URBANDALE | IA | 50322 | 515-253-0000 | 4/12/2018 | 0 | 64 | 0.465 |
| Active | | Wholesaler | Johnstone Supply | Johnstone Supply Co | 11000 JUSTIN DR | URBANDALE | IA | 50322 | 515-253-0000 | | | | |
| Active | | Wholesaler | Lennox | Lennox Industries Inc. | 4301 - 121ST STREET | URBANDALE | IA | 50323 | 515-251-4420 | | | | |
| Active | | Wholesaler | Lennox | Lennox Industries Inc. | 4301 - 121ST STREET | URBANDALE | IA | 50323 | 515-251-4420 | | | | |
| Active | | Wholesaler | Lennox | Lennox Industries Inc. | 4301 - 121ST STREET | URBANDALE | IA | 50323 | 515-251-4420 | | | | |
| Active | | Wholesaler | Munch's Supply Co | O'Connor Company | 4455 121st St. | Urbandale | IA | 50323 | (515) 252-7171 | | | | |
| Active | | Wholesaler | United Refrigeration | United Refrigeration | 4404 121st Street | Urbandale | IA | 50323 | 515-288-7211 | | | | |
| Active | | Wholesaler | United Refrigeration | United Refrigeration | 4404 121st Street | Urbandale | IA | 50323 | 515-288-7211 | | | | |
| Active | | Wholesaler | Wayne Dennis Supply Co | Wayne Dennis Supply Co | 3155 99TH ST | URBANDALE | IA | 50322 | 515-279-9378 | | | | |
| Active | | Wholesaler | Wayne Dennis Supply Co | Wayne Dennis Supply Co | 3155 99TH ST | URBANDALE | IA | 50322 | 515-279-9378 | | | | |
| Active | | HVAC Contractor | A-Tec Energy | Sam Mcveigh | 2027 330th Street | Walker | IA | 52352 | (515) 783-8302 | | | | |
| Active | M10231 | Wholesaler | Air Management Supply - Nelson & Hagy | Air Management Supply - Nelson & Hagy | 622 Ansborough Ave | Waterloo | IA | 50701 | 319-234-6894 | 12/14/2018 | 0 | 1 | 0.0062 |
| Active | | Wholesaler | Dey Distributing | Dey Distributing | 3727 UNIVERSITY AVE | WATERLOO | IA | 50701 | 319-232-8998 | | | | |
| Active | M19568 | Wholesaler | Dey Distributing | Dey Distributing | 3727 UNIVERSITY AVE | WATERLOO | IA | 50701 | 319-232-8998 | 1/23/2018 | 0 | 1 | 0.0062 |
| Active | | Wholesaler | Dey Distributing | Dey Distributing | 3727 UNIVERSITY AVE | WATERLOO | IA | 50701 | 319-232-8998 | | | | |
| Active | | HVAC Contractor | Gubbels One Hour Heating And A/C | Gubbels One Hour Heating And A/C | 1717 Falls Ave | Waterloo | IA | 50701 | 319-287-9196 | | | | |
| Active | M20716 | Wholesaler | Heating And Cooling Supply Co | Heating and Cooling Supply | 105 Broadway Street | WATERLOO | IA | 50703 | | 11/30/2018 | 0 | 16 | 0.0992 |
| Active | | Wholesaler | Heating And Cooling Supply Co | Heating and Cooling Supply | 105 Broadway Street | WATERLOO | IA | 50703 | | | | | |
| Active | | Wholesaler | Johnstone Supply | Johnstone Supply #155 | 2661 Geraldine Road | Waterloo | IA | 50703 | 319-233-0525 | | | | |
| Active | M15972 | Wholesaler | Johnstone Supply | Johnstone Supply #155 | 2661 Geraldine Road | Waterloo | IA | 50703 | 319-233-0525 | 1/15/2018 | 80 | 69 | 1.2276 |
| Active | | Wholesaler | Johnstone Supply | Johnstone Supply #155 | 2661 Geraldine Road | Waterloo | IA | 50703 | 319-233-0525 | | | | |
| Active | | Wholesaler | Johnstone Supply | Johnstone Supply #155 | 2661 Geraldine Road | Waterloo | IA | 50703 | 319-233-0525 | | | | |
| Inactive | | Wholesaler | Johnstone Supply | Johnstone Supply Co | 2661 Geraldine Road | Waterloo | IA | 50703 | 319-233-0525 | | | | |
| Inactive | M01011 | Wholesaler | Johnstone Supply | Johnstone Supply Co | 2661 Geraldine Road | Waterloo | IA | 50703 | 319-233-0525 | 11/7/2018 | 0 | 137 | 0.899 |
| Active | | HVAC Contractor | A-Tec Energy | Leonard Smith | 4406 Vintage Lane | Waterloo | IA | 50701 | (515) 720-2241 | | | | |
| Active | M19403 | Wholesaler | Plumb Supply Company | Plumb Supply Company | 3338 West Airline Hwy. | Waterloo | IA | 50703 | 319-236-1511 | 1/24/2018 | 0 | 12 | 0.0744 |
| Active | | Wholesaler | Wayne Dennis Supply Co | Wayne Dennis Supply Co | 540 ANSBOROUGH AVE | WATERLOO | IA | 50701 | 319-291-2061 | | | | |
| Inactive | | Wholesaler | Winterbutton Supply-Closed | Winterbutton Supply-Closed | 540 ANSBOROUGH AVE | WATERLOO | IA | 50701 | | | | | |
| Active | M14095 | Wholesaler | Plumb Supply Company | Plumb Supply Company | 920 SE FRONTIER RD | WAUKEE | IA | 50263 | (515) 987-2802 | 11/30/2018 | 0 | 1 | 0.0062 |
| Active | | HHW | Hamilton Co Rcc | Hamilton Co Rcc | 2605 McMurry Ave | Webster City | IA | 50595 | 563-589-1720 | | | | |
| Inactive | | Other | West Branch, Iowa, | West Branch, Iowa, | 1892 DELTA AVE. | WEST BRANCH | IA | 52358 | NONE | | | | |
| Active | | HHW | Haz Chem Center Of South East Iowa/Rcc | Haz Chem Center Of South East Iowa/Rcc | 13758 Washington Road | West Burlington | IA | 52655 | 319-753-8758 | | | | |
| Active | | HHW | Haz Chem Center Of South East Iowa/Rcc | Haz Chem Center Of South East Iowa/Rcc | 13758 Washington Road | West Burlington | IA | 52655 | 319-753-8758 | | | | |
| Active | M20213 | HHW | Haz Chem Center Of South East Iowa/Rcc | Haz Chem Center Of South East Iowa/Rcc | 13758 Washington Road | West Burlington | IA | 52655 | 319-753-8758 | 1/24/2018 | 0 | 3 | 0.0186 |
| Active | | HHW | Haz Chem Center Of South East Iowa/Rcc | Haz Chem Center Of South East Iowa/Rcc | 13758 Washington Road | West Burlington | IA | 52655 | 319-753-8758 | | | | |
| Active | | HHW | Haz Chem Center Of South East Iowa/Rcc | Haz Chem Center Of South East Iowa/Rcc | 13758 Washington Road | West Burlington | IA | 52655 | 319-753-8758 | | | | |

Iowa

2018 Collection Location Bin Receipt

| Location Status | Bin Bar Code | Location Type | Account: TRC Account Name | Name | Street | City | State | Zip Code | Contact Phone | Return Date | Number of Loose Switches | Number of Mercury Thermostats | Total Mercury Volume (lbs.) |
|-----------------|--------------|-----------------|---------------------------------|---------------------------------|---------------------------|-----------------|-------|----------|----------------|-------------|--------------------------|-------------------------------|-----------------------------|
| Active | M19399 | Wholesaler | Plumb Supply Company | Plumb Supply Company | 3010 18th Street | Spirit Lake | IA | 51360 | 712-336-0787 | 1/15/2018 | 0 | 101 | 0.7316 |
| Active | M15972 | Wholesaler | Johnstone Supply | Johnstone Supply #155 | 2661 Geraldine Road | Waterloo | IA | 50703 | 319-233-0525 | 1/15/2018 | 80 | 69 | 1.2276 |
| Active | M17956 | Wholesaler | Dennis Company Inc. | Dennis Company Inc. | 203 30th Street Drive SE | Cedar Rapids | IA | 52403 | 319-366-3351 | 1/19/2018 | 0 | 4 | 0.0248 |
| Active | M19568 | Wholesaler | Dey Distributing | Dey Distributing | 3727 UNIVERSITY AVE | WATERLOO | IA | 50701 | 319-232-8998 | 1/23/2018 | 0 | 1 | 0.0062 |
| Active | M19403 | Wholesaler | Plumb Supply Company | Plumb Supply Company | 3338 West Airline Hwy. | Waterloo | IA | 50703 | 319-236-1511 | 1/24/2018 | 0 | 12 | 0.0744 |
| Active | M20213 | HHW | Haz Chem Center Of South East | Haz Chem Center Of South East | 13758 Washington Road | West Burlington | IA | 52655 | 319-753-8758 | 1/24/2018 | 0 | 3 | 0.0186 |
| Active | M17024 | HVAC Contractor | Total Maintenance, Inc | Total Maintenance, Inc | 1017 State Street | Bettendorf | IA | 52722 | 563-449-5825 | 1/30/2018 | 0 | 72 | 0.2666 |
| Active | M14281 | Wholesaler | Johnstone Supply | Johnstone Supply Co | 5001 N BRADY STREET | DAVENPORT | IA | 52806 | 402-339-2342 | 2/1/2018 | 0 | 84 | 0.5766 |
| Active | M18485 | Wholesaler | Trane | Trane Parts | 4801 Grand Avenue | Davenport | IA | 52807 | 563-468-4930 | 2/5/2018 | 0 | 1 | 0.0124 |
| Active | M14061 | Wholesaler | Plumbing & Heating Wholesale | Plumbing & Heating Wholesale | 1212 HEINE AVE | CARROL | IA | 51401 | 712-792-9419 | 2/16/2018 | 0 | 7 | 0.0434 |
| Active | M10434 | Wholesaler | Nichols Controls & Supply, Inc. | Nichols Controls & Supply, Inc. | 1721 DEAN AVE | DES MOINES | IA | 50316 | 515-564-0437 | 2/22/2018 | 260 | 75 | 2.1328 |
| Active | M10176 | Wholesaler | Gustave A Larson | Gustave A. Larson Co | 802 SOUTH JEFFERSON | MASON CITY | IA | 50401 | 262-542-0200 | 3/12/2018 | 11 | 101 | 0.8246 |
| Active | M14281 | Wholesaler | Johnstone Supply | Johnstone Supply Co | 5001 N BRADY STREET | DAVENPORT | IA | 52806 | 402-339-2342 | 3/19/2018 | 0 | 132 | 0.8308 |
| Active | M12987 | HHW | Landfill Of North Iowa/Rcc | Landfill Of North Iowa/Rcc | 15942 Killdeer Ave | Clear Lake | IA | 50428 | 641-357-5452 | 4/3/2018 | 0 | 4 | 0.0248 |
| Active | M17325 | HHW | Collection Center | Collection Center | 3101 W 18th Street | Spencer | IA | 51301 | (712) 580-7277 | 4/3/2018 | 0 | 0 | 0 |
| Active | M17326 | HHW | Northern Plains Regional | Northern Plains Regional | 3101 W 18th Street | Spencer | IA | 51301 | (712) 580-7277 | 4/3/2018 | 0 | 0 | 0 |
| Active | M20289 | HVAC Contractor | A-Tec Energy | A-Tec Energy | 11259 Aurora Ave | Urbandale | IA | 50322 | (515) 281-9133 | 4/3/2018 | 0 | 81 | 0.5022 |
| Active | M13034 | HHW | Council Bluffs Recycling Center | Council Bluffs Recycling Center | 4441 GIFFORD ROAD | COUNCIL BLUFFS | IA | 51503 | 712-328-4985 | 4/5/2018 | 0 | 12 | 0.0868 |
| Active | M10343 | Wholesaler | Dennis Supply Co | Dennis Supply Co | 3326 NEBRASKA AVE | COUNCIL BLUFFS | IA | 51501 | 712-322-8824 | 4/5/2018 | 0 | 79 | 0.6076 |
| Active | M10344 | Wholesaler | Dennis Supply Co | Dennis Supply Co | 3326 NEBRASKA AVE | COUNCIL BLUFFS | IA | 51501 | 712-322-8824 | 4/5/2018 | 0 | 55 | 0.4154 |
| Active | M14062 | Wholesaler | Plumbing & Heating Wholesale | Plumbing & Heating Wholesale | 840 GORDON DR | SIOUX CITY | IA | 51101 | 712-252-4714 | 4/9/2018 | 0 | 7 | 0.0434 |
| Active | M18393 | Wholesaler | Habegger Corporation | Habegger Corporation | 865 33rd Ave. SW | Cedar Rapids | IA | 52404 | 319-363-4328 | 4/10/2018 | 0 | 4 | 0.0248 |
| Inactive | M15535 | Wholesaler | First Supply | First Supply | 4949 CHAVENELLE DR | DUBUQUE | IA | 52002 | 563 582-1895 | 4/10/2018 | 0 | 0 | 0 |
| Active | M10237 | Wholesaler | Johnstone Supply | Johnstone Supply Co | 11000 JUSTIN DR | URBANDALE | IA | 50322 | 515-253-0000 | 4/12/2018 | 0 | 64 | 0.465 |
| Active | M14055 | Wholesaler | Kelly Supply Company | Kelly Supply Company | 1502 17TH AVENUE EAST | OSKALOOSA | IA | 52577 | 641-672-2505 | 4/23/2018 | 0 | 19 | 0.1178 |
| Active | M13038 | HHW | Nw Iowa Area Solid Waste | Nw Iowa Area Solid Waste | 4540 360th Street | Sheldon | IA | 51201 | 712-324-4026 | 4/26/2018 | 0 | 2 | 0.0124 |
| Active | M12999 | HHW | Butler Co Rcc | Butler Co Rcc | 25251 Hwy 3 East | Allison | IA | 50602 | (319) 267-2070 | 5/7/2018 | 0 | 14 | 0.155 |
| Active | M14281 | Wholesaler | Johnstone Supply | Johnstone Supply Co | 5001 N BRADY STREET | DAVENPORT | IA | 52806 | 402-339-2342 | 5/16/2018 | 0 | 99 | 0.7316 |
| Active | M10345 | Wholesaler | Dennis Supply Co | Dennis Supply Co | 300 W 7TH ST. | SIOUX CITY | IA | 51103 | (712) 255-7637 | 5/18/2018 | 0 | 78 | 0.7874 |
| Active | M13046 | HHW | Nw Iowa Area Solid Waste | Nw Iowa Area Solid Waste | 4540 360th Street | Sheldon | IA | 51201 | 712-324-4026 | 6/13/2018 | 0 | 0 | 0 |
| Active | M13012 | HHW | Metro Waste Authority/Rcc | Metro Waste Authority/Rcc | 1105 Prairie Drive SW | Bondurant | IA | 50035 | 515-967-5512 | 6/19/2018 | 0 | 34 | 0.2294 |
| Active | M12961 | HHW | Iowa City Rcc | Iowa City Rcc | 3900 HEBL AVE. S.W. | IOWA CITY | IA | 52246 | 319 887-6160 | 7/13/2018 | 0 | 9 | 0.0558 |
| Active | M14076 | Wholesaler | Wayne Dennis Supply Co | Wayne Dennis Supply Co | 319 NEW YORK AVE | DES MOINES | IA | 50313 | 515-244-1105 | 7/31/2018 | 0 | 9 | 0.0868 |
| Active | M01020 | Wholesaler | Cedar Rapids Sheet Metal | Cedar Rapids Sheet Metal | 406 9th Ave SE | Cedar Rapids | IA | 52401 | 319-366-2735 | 8/2/2018 | 0 | 6 | 0.0372 |
| Inactive | M16531 | HVAC Contractor | Cedar Falls Utilities | Cedar Falls Utilities | 1 UTILITY PARKWAY | CEDAR FALLS | IA | 50613 | 319 268 5427/ | 8/3/2018 | 0 | 0 | 0 |
| Active | M19539 | Wholesaler | Ferguson | Ferguson | 4625 6th St SW | Cedar Rapids | IA | 52404 | 319-393-5660 | 8/3/2018 | 0 | 6 | 0.062 |
| Active | M17955 | Wholesaler | Dennis Company Inc. | Dennis Company Inc. | 3016 Brady Street | Davenport | IA | 52803 | 563-324-0435 | 8/15/2018 | 0 | 3 | 0.0496 |
| Active | M14047 | Wholesaler | Comfort Products | Comfort Products | 4101 N.W. 121 STREET | URBANDALE | IA | 50323 | 515-331-3743 | 8/17/2018 | 0 | 43 | 0.4154 |
| Active | M19539 | Wholesaler | Ferguson | Ferguson | 4625 6th St SW | Cedar Rapids | IA | 52404 | 319-393-5660 | 8/20/2018 | 0 | 0 | 0 |
| Active | M10343 | Wholesaler | Dennis Supply Co | Dennis Supply Co | 3326 NEBRASKA AVE | COUNCIL BLUFFS | IA | 51501 | 712-322-8824 | 9/21/2018 | 0 | 44 | 0.5208 |
| Active | M18688 | Wholesaler | Johnstone Supply | Johnstone Supply | 2701 Ford Street | Ames | IA | 50010 | 515-233-5596 | 9/24/2018 | 0 | 64 | 0.4836 |
| Active | M13013 | HHW | Scott Co Rcc | Scott Co Rcc | 11555 110th Ave | DAVENPORT | IA | 52804 | 319-381-1300 | 9/28/2018 | 0 | 67 | 0.5828 |
| Active | M14123 | Wholesaler | Gustave A Larson | Gustave A Larson | 215 9TH STREET NW | CEDAR RAPIDS | IA | 52405 | 319-364-4441 | 10/2/2018 | 0 | 22 | 0.1364 |
| Active | M01012 | Wholesaler | Johnstone Supply | Johnstone Supply | 5040 Blairs Forest Way NE | Cedar Rapids | IA | 52402 | 913-294-3140 | 11/5/2018 | 0 | 73 | 0.7316 |
| Inactive | M01011 | Wholesaler | Johnstone Supply | Johnstone Supply Co | 2661 Geraldine Road | Waterloo | IA | 50703 | 319-233-0525 | 11/7/2018 | 0 | 137 | 0.899 |
| Active | P10277 | Wholesaler | Wayne Dennis Supply Co | Wayne Dennis Supply Co | 319 NEW YORK AVE | DES MOINES | IA | 50313 | 515-244-1105 | 11/14/2018 | 0 | 1 | 0.0062 |
| Active | M10202 | Wholesaler | United Refrigeration | United Refrigeration | 515 8TH AVE. S.E. | CEDAR RAPIDS | IA | 52401 | 319-363-8219 | 11/20/2018 | 0 | 18 | 0.1178 |
| Active | M14137 | Wholesaler | Gustave A Larson | Gustave A Larson | 802 SOUTH JEFFERSON | MASON CITY | IA | 50401 | 641-423-1808 | 11/26/2018 | 0 | 55 | 0.372 |
| Active | M20716 | Wholesaler | Heating And Cooling Supply Co | Heating and Cooling Supply | 105 Broadway Street | WATERLOO | IA | 50703 | | 11/30/2018 | 0 | 16 | 0.0992 |

Iowa

2018 Collection Location Bin Receipt

| | | | | | | | | | | | | | |
|--------|--------|-----------------|--------------------------------|--------------------------------|---------------------|------------|----|-------|----------------|------------|---|----|--------|
| Active | M14095 | Wholesaler | Plumb Supply Company | Plumb Supply Company | 920 SE FRONTIER RD | WAUKEE | IA | 50263 | (515) 987-2802 | 11/30/2018 | 0 | 1 | 0.0062 |
| Active | M12032 | HVAC Contractor | Farrell's Heating & Air | Farrell's Heating & Air | 405 W. 6th Street | Sioux City | IA | 51103 | 712-233-3005 | 12/7/2018 | 0 | 20 | 0.1488 |
| Active | M17352 | HVAC Contractor | Hanson's Plumbing & Heating | Hanson's Plumbing & Heating | 101 East 5th Street | Spencer | IA | 51301 | 712-262-1514 | 12/11/2018 | 0 | 23 | 0.1488 |
| Active | M10231 | Wholesaler | Air Management Supply - Nelson | Air Management Supply - Nelson | 622 Ansborough Ave | Waterloo | IA | 50701 | 319-234-6894 | 12/14/2018 | 0 | 1 | 0.0062 |