



HULL IDENTIFICATION NUMBER (HIN)
APPLICATION FORM

BOAT NUMBER: IA _____

TYPE OF BOAT _____ MAKE OF BOAT _____

MODEL YEAR OR YEAR BUILT _____ If HOMEMADE, Month and
Year Construction Began _____

I certify that this boat does not have a serial or HIN number. I agree to place this number on this boat.

(Signature of Owner)

(Date)



IOWA DEPARTMENT OF NATURAL RESOURCES

HIN Verification
502 East 9th Street, Des Moines, IA 50319-0034
(515) 725-8200
HIN@dnr.iowa.gov
www.iowadnr.gov

NOTICE FOR PLACEMENT OF HULL - IDENTIFICATION NUMBERS

Your boat, Iowa Registration Number: _____, has been issued the following replacement Hull - Identification Number (HIN). You must affix this replacement HIN to your vessel pursuant to Iowa Code section 462A.70. Your IA registration number will not change.

I A Z _____

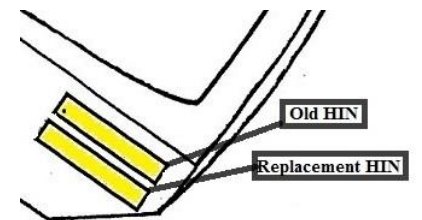
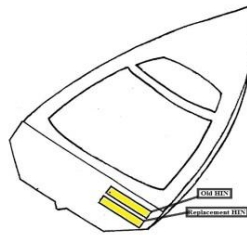
(Be sure to include the "IAZ" at the beginning of your HIN on your vessel.)

Pursuant to 33 CFR Part 181, Subpart 29, the U.S. Coast Guard requires that you must:


1. Burn, carve, stamp, emboss, mold, bond, or otherwise permanently affix each hull identification number to the transom or gunwale of the vessel in a manner that ensures any alteration, removal, or replacement will be obvious.
2. A replacement HIN must be placed below any existing HIN located on the vessel.
3. Ensure the characters of each HIN affixed to the vessel are no less than ¼ inch in height.

Permanently affix the replacement HIN as follows:

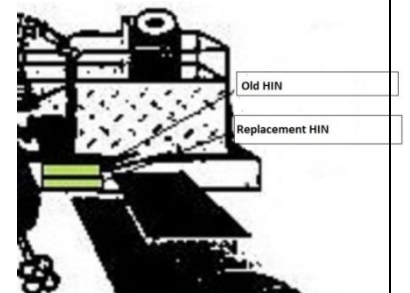
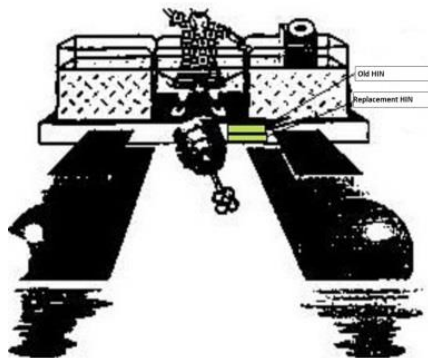
- On vessels with transoms, affix the HIN to the right or starboard side of the transom within two inches of the top of the transom or hull/deck joint, whichever is lower.



- On vessels without a transom, affix the HIN to the starboard outboard side of the hull, back or aft within one foot of the stern and within two inches of the top of the hull, gunwale or hull/deck joint, whichever is lowest.



- On a catamaran or pontoon boat, affix the HIN on the aft crossbeam within one foot of the starboard hull attachment



- When rails, fittings, or other accessories obscure the visibility of the HIN, placement of the HIN should be as close as possible to the location directed above