


An Organizer's Guide to



Conducting a Fishing Clinic



Iowa Department of Natural Resources
Aquatic Education Program
Des Moines, Iowa
2008



Foreword

The following pages contain a brief outline of how to plan and conduct a fishing clinic. This document is designed for agencies, organizations, or individuals to use as a guide. The sample station layout references the *Fish Iowa!* teaching module, *Hooked on Fishing - Not on Drugs*®, the *Aquatic Resources Education Curriculum* (AREC), the *4H Fish Iowa Responsible Angling Guide*, and the *Passport to Fishing and Boating Program* so clinic organizers and station leaders can easily find pertinent background information, etc. The appendices include resource materials and persons a clinic organizer might utilize.

The Department of Natural Resources Aquatic Education Program provides the *Fish Iowa!* instructional module, *Hooked on Fishing - Not on Drugs* materials, and associated instructional aids to clinic organizers, educators, and youth leaders free of charge through one-on-one training sessions.

For more information about conducting a clinic in your area, contact your local DNR fisheries office or the Aquatic Education Coordinator at (641) 747-2200, AquaticEd_Info@dnr.iowa.gov.

This information is available in alternative formats by contacting the DNR at 515/281-5145 (TTY users - contact Relay Iowa, 800/735-2942) or by writing the DNR at 502 East 9th Street, Des Moines, IA 50319-0034.

Credits

Text—Barb Gigar, layout—Barb Gigar, Heather Ochs

This publication is funded, in part, with Sport Fish Restoration funds.



Equal Opportunity

Federal regulations prohibit discrimination on the basis of race, color, national origin, sex or handicap. State law prohibits discrimination on the basis of race, color, creed, sex, sexual orientation, gender identity, religion, national origin, or disability. If you believe you have been discriminated against in any program, activity or facility as described above, or if you desire further information, please write to the Iowa DNR, Wallace State Office Building, 502 E. Ninth St., Des Moines, IA 50319.

Table of Contents

<i>How To Use This Document</i>	1
<i>Clinic Checklist</i>	2
<i>Suggested Station Format</i>	4
#1: Water Safety, Fishing Regulations, and Ethics	
#2: Fish Identification	
#3: Tackle Types	
#4: Knot Tying and Tackle Assembly	
#5: Casting, Hooking, and Landing the Catch	
#6: Fish Cleaning	
<i>Resource Organizations/Agencies/People</i>	10
DNR Aquatic Education Program	
DNR Fisheries Offices	
DNR Recreational Safety Officers	
DNR Conservation Officers	
County Conservation Boards	
Fishing Clubs	
Service Organizations	
City Parks and Recreation Departments	
<i>Rod and Reel Distribution Centers</i>	12
<i>Reference Materials</i>	13
<i>Sample Registration Form</i>	14
<i>Sample News Release</i>	15
<i>Sample Clinic Schedule</i>	16

How to Use This Document

Clinic Checklist


This checklist should help get you organized. It includes a brief listing of “To Do” items that need to be taken care of as you plan and conduct the event.

Suggested Station Format

This section includes outlines for six basic “stations” which can be set up to conduct your clinic. The outline includes a list of *objectives* for each station; *materials* needed by the instructor; *handouts* that might be provided to clinic participants at each station (some of these are from the *Fish Iowa!* and *4-H Fish Iowa Responsible Angling* materials); and *references* which provide information about the topic covered at the station.

Appendices

The appendices include listings of possible *resource organizations/agencies/people* who might be involved in your clinic; an annotated list of *reference materials* noted in the station format outline, and a *sample registration form, news release, and clinic schedule*.



Clinic Checklist

Before the Event

Planning

- _____ *Begin three to six months in advance*, especially if it's your first clinic. NOTE: June is an optimal month because youngsters are out of school, the weather usually is cooperative, National Fishing and Boating Week is observed, and Free Fishing Days occur in Iowa. However, if you wish to avoid the competition for DNR Fisheries staff time and you would like to advertise your program through schools, May might be a better choice – you can promote National Fishing and Boating Week and Free Fishing Days.
- _____ Choose a site that provides room for instruction and fishing. Make sure there are bathroom facilities, etc.
- _____ Recruit volunteers and co-sponsors. Possibilities include: local angling or conservation clubs, city recreation departments, local media, civic clubs, and retailers.
- _____ Obtain reference materials – get trained in the *Fish Iowa!* and *Hooked on Fishing - Not on Drugs®* materials if you want instructional materials to assist your presenters. (See the “Reference Materials” appendix.)
- _____ Make out a schedule for the day. Include time for stations, breaks, lunch, and fishing. This may be incorporated into a program to be handed out to participants, but even if you don't make programs available, you should provide this information to instructors, etc.
- _____ Contact the DNR Aquatic Education Program for free handouts, etc. (641/747-2200, AquaticEd_Info@dnr.iowa.gov)

Prizes/Souvenirs

- _____ Prepare souvenir programs for the event. Include the date, location, and co-sponsors of the clinic.
- _____ Optional: Provide door prizes and/or refreshments. Door prizes and refreshments may be donated by a local retailer, service club, etc. It is much better to have more door prizes of lesser value so all participants are “winners.” Note: Clinics and derbies are NOT the same thing – clinics are to instruct, derbies are competition. (They both have their place, but should be done separately.)
- _____ Provide certificates of participation. You can make your own or obtain *Fish Iowa!* certificates from the DNR Aquatic Education Program.

Supplies

- _____ Obtain equipment and tackle. The DNR Aquatic Education Program has free loan rods and reels available at several locations. A list of distribution centers is available online: www.iowadnr.gov/education/files/rodreel.pdf.
- _____ Obtain live fish, posters, etc. for identification purposes.
- _____ Obtain fish for cleaning and filleting demonstrations and practice.

Safety/Liability

_____ Prepare registration/release-of-liability forms for participants. A sample is included.

The Day of the Event

Planning/Organization

_____ Arrange stations so that participants can move easily from one to the other. (You might want to make signs to mark each of the stations as well as bathrooms, refreshments, fishing area, etc.)

_____ Meet instructors and volunteers at the site two hours before the clinic starts to set up equipment and go over the schedule for the day. Point out each person's duties.


_____ Set up a check-in table with registration forms, name tags, and programs. Allow at least thirty minutes registration time prior to the start of the clinic. A sample program is enclosed.

_____ Make sure rods and reels, terminal tackle, and bait are ready to go.

_____ Make sure refreshments and any needed ice, cups, or napkins are available. (Note: Try to minimize the use of disposable containers and plates – promote conservation!)

Safety/Liability

_____ Have a first aid kit on hand with plenty of insect repellent, sunscreen, etc.



Beginning Angler Program - Suggested Station Format

The purpose of a beginning angler program is to provide people with basic knowledge needed to begin fishing and to educate people about the aquatic environment and importance of clean water to good fishing. Lecture, demonstrations, and activities should be combined to maximize learning experiences. Participants won't pursue the sport if they don't have fun, but you also want to produce *responsible* resource users.

General Format

Introduction

After registration is completed, introduce yourself and each of the other instructors. Place participants into groups according to age and/or experience. The number of groups should be the same as the number of instructors/stations. Try to keep the number of participants in each group about equal – the most effective group size is ten to fifteen participants (groups should NOT exceed twenty-five participants). If the number of registrants does not allow this, then add stations – either duplicate stations, or break activities down to make more stations. Sessions for each station should not exceed twenty minutes in duration.

Station #1: Water Safety, Fishing Regulations, and Ethics

Objectives

1. List the basic “rules” for dressing in the out-of-doors.
2. List some “safety” gear that an angler should always carry.
3. Describe some safety precautions around water.
4. List fish that are protected by catch and/or length limits in Iowa – explain how these regulations help maintain the fish populations.
5. Describe some impacts that human activities can have on the aquatic and fisheries resources (including watershed use, over harvest of fish, others).
6. Have participants list some ways they can help maintain healthy aquatic resources.
7. List some uses of money from fishing license sales.

Materials

Personal floatation devices (PFD's)
First aid kit
Sunscreen
Insect repellent

Handouts

Iowa Fishing Regulations
Length limit rulers
Fish Iowa! p. 9-12
4-H Fish Iowa Responsible Angling Guide

References

Fish Iowa! Unit #1: Introduction to Fishing (p. 7-13)
HOFNOD: Angling Skills - Safety In and Around the Water (p. 28-29); Human Dimensions - Fishing Ethics (p. 5), Fishing Regulations (p. 6-7), Human Impact (p. 2-4)
4-H Fish Iowa Responsible Angling Guide Ch. 1: "Getting Ready to Go Fishing"
Passport to Fishing and Boating: Boat Smart, Boat Safe

Station #2: Fish Identification

Objectives

1. Describe the general characteristics of a fish and the special adaptations it has for living in an aquatic environment.
2. Identify species of fish common to Iowa waters (especially game fish).
3. Describe the feeding habits of certain species and relate this to the strategies anglers use to catch them.

Materials

Fish (live)
Fish group posters
Iowa Fish ID Guide
Iowa Fish and Fishing

Handouts

Fish Iowa! - An Introductory Guide to the Fish of Iowa
4-H Fish Iowa Responsible Angling Guide
Fish Iowa! p. 38
Biodiversity of Iowa: Aquatic Habitats CD

References

Fish Iowa! Unit #2: Fish Senses and Characteristics (p. 23-38)
HOFNOD: Fish Biology - Identification of Common Fish Species (p. 6-10)
4-H Fish Iowa Responsible Angling Guide Ch. 2: "Fishing Fun"
Passport to Fishing and Boating: Fish Habitat and Handling; Local Information

Station #3: Tackle Types

Objectives

1. Name the parts of a spincasting rod and reel and describe the function of each.
2. Show various types of terminal tackle.
3. Explain the importance of balanced tackle.
4. List species of fish likely to be caught with different types of terminal tackle.

Materials

Spincasting rods and reels
Tackle (examples of basic terminal tackle)
Lures

Handouts

Fish Iowa! p. 57-58
4-H Fish Iowa Responsible Angling Guide

References

Fish Iowa! Unit #3: *Basic Tackle and Spincasting* (p. 41-42), Unit #4: *Baits and Lures* (p. 57-60)
HOFNOD: *Angling Skills - Getting Started* (p. 2-9), *Lures and Baits* (p. 15-23), *Tackle Maintenance* (p. 30)
4-H Fish Iowa Responsible Angling Guide Ch. 1: “Getting Ready to Go Fishing”

Station #4: Knot Tying and Tackle Assembly

Objectives

1. Demonstrate a basic fishing knot and have participants practice the knot.
2. Demonstrate a basic terminal tackle rigging and have participants practice setting up tackle.

Materials

Knot tying boards or other materials to practice knot tying
Terminal tackle and line for assembly

Handouts

Fish Iowa! p. 43
4-H Fish Iowa Responsible Angling Guide

References

Fish Iowa! Unit #3: *Basic Tackle and Spincasting* (p. 42-43)
HOFNOD: *Angling Skills - Getting Started* (p. 2-9)
4-H Fish Iowa Responsible Angling Guide: Ch. 2: “Fishing Fun”
Passport to Fishing and Boating: Fishing Knots & Rigging

Station #5: Casting, Hooking, and Landing the Catch

Objectives

1. List casting “do’s” and “don’ts.”
2. Describe the procedure for setting the hook.
3. Describe how to land a fish.
4. Describe how to catch and release a fish.
5. Demonstrate proper spincasting techniques and have participants practice.

Materials

Spincasting rods and reels
Casting plugs
Casting targets

Handouts

Fish Iowa! p. 44-45
4-H Fish Iowa Responsible Angling Guide

References

Fish Iowa! Unit #3: *Basic Tackle and Spincasting* (p. 44-50); Unit #5: *Landing and Caring for the Catch* (p. 67-68)
HOFNOD: *Angling Skills - Casting* (p. 10-14), *Hooking, Playing, and Releasing the Fish* (p. 24)
4-H Fish Iowa Responsible Angling Guide Ch. 2: “Fishing Fun”
Passport to Fishing and Boating: Casting; Fish Habitat & Handling

Station #6: Fish Cleaning

Objectives

- 1 . Demonstrate proper techniques for cleaning/skinning/filleting fish. OPTIONAL: Allow participants to try one or more methods of preparing fish.
- 2 . OPTIONAL: Do a cooking demonstration and allow participants to try prepared fish.
- 3 . OPTIONAL: Describe methods of preserving the catch in the field.
- 4 . OPTIONAL: Describe procedures for longterm preservation of fish.

Materials

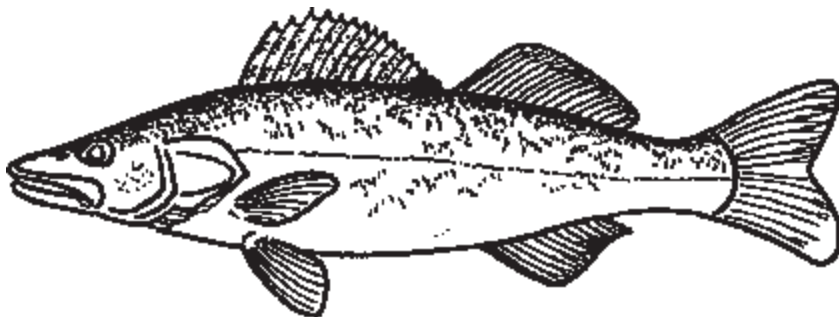
Fish (whole – fresh or frozen)
Fillet knives, boards, and gloves
Knife sharpener
Water, towels, newspapers
Containers for meat and refuse
OPTIONAL: Deep fryer or electric skillet, ingredients for fish batter

Handouts

Fish Iowa! p. 69-74
4-H Fish Iowa Responsible Angling Guide

References

Fish Iowa! Unit #5: *Landing and Caring for the Catch* (p. 68-74)
HOFNOD: *Angling Skills - Cleaning and Cooking the Fish* (p. 25)
4-H Fish Iowa Responsible Angling Guide Ch. 2: “Fishing Fun”



Fishing Experience

After participants have completed the circuit of stations they should have the opportunity to practice their new skills. The fishing experience should be at least an hour. Make sure that enough volunteers/instructors are on hand should participants need assistance. If your clinic is for youngsters, assign “fishing buddies” for those not accompanied by an adult. If you have clinic participants over sixteen years of age, remember they must have a license unless the clinic is conducted during Free Fishing Days.

Wind-up

Call participants together at the end of the fishing period. Hand out certificates of participation, door prizes, and any awards you are distributing at this time. Make sure that awards are not such that competition becomes a top priority of participants. It is important that everyone leave the event feeling successful.

General handouts which may be distributed at this time:

Aquatic Animals Activity Book

Iowa Fish ID Guide

Iowa Lake Fishing Guide

Fish Iowa! stickers

Fish Iowa! certificates

Ready, Set... Go Fishing

Resource Organizations, Agencies, and People

DNR Aquatic Education Program

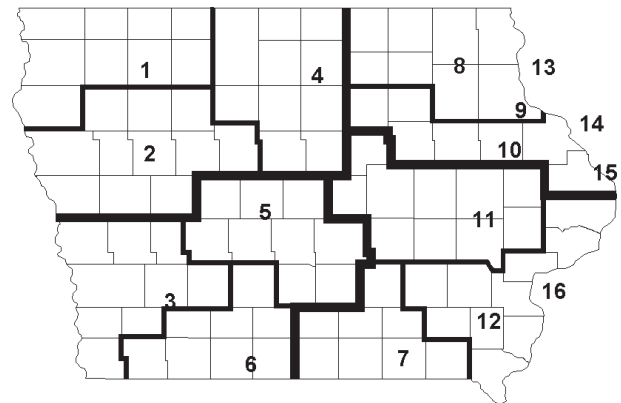
2473 160th Road
Guthrie Center, IA 50115
Phone/fax:(641)747-2200
Email: AquaticEd_Info@dnr.iowa.gov

The Aquatic Education Program provides materials to clinic organizers (see reference materials list) as well as the *Fish Iowa!* teaching module. Clinic organizers can get the module through free training sessions conducted by *Fish Iowa!* mentors. The Aquatic Education Program also prepares state-wide news releases about National Fishing Week and Free Fishing Days in Iowa.

DNR Fisheries Offices

DNR fisheries biologists often assist clinic organizers by doing station presentations. If you are doing a clinic for the first time, a biologist may also be able to help you find an appropriate location and/or co-sponsor(s) for the event.

1. Spirit Lake Hatchery, 122 252nd Ave., Orleans 51360, 712/336-1840
2. Black Hawk District Office, 116 South State Rd., Lake View 51450, 712/657-2638
3. Cold Springs State Park, 57744 Lewis Rd., Lewis 51544, 712/769-2587
4. Clear Lake Station, 1203 N Shore Dr., Clear Lake 50428, 641/357-3517
5. Boone Station, 1436 255th St., Boone 50036, 515/432-2823
6. State Fish Hatchery, 2093 E Loch Ayr Rd., Mount Ayr 50854, 641/464-3108
7. Rathbun Fish Hatchery, 15053 Hatchery Place, Moravia 52571, 641/647-2406
8. Decorah Fish Hatchery, 2321 Siewers Spring Rd., Decorah 52101, 563/382-8324
9. Big Spring Hatchery, 16212 Big Spring Rd., Elkader 52043, 563/245-2446
10. Manchester Fish Hatchery, 22693 205th Ave., Manchester 52057, 563/927-3276
11. Lake Macbride Station, 3475 Hwy. 382 NE, Solon 52333, 319/624-3615
12. Lake Darling Station, 110 Lake Darling Rd., Brighton 52540, 319/694-2430
13. Upper Mississippi River Pools 9-11, 331 S River Park Dr., Guttenberg 52052, 563/252-1156
14. Mississippi River Monitoring Station, 206 Rose St., Bellevue 52031, 563/872-5495
15. Middle Mississippi River Pools 12-15, 24143 Hwy. 52, Bellevue 52031, 563/872-4976
16. Lower Mississippi River Pools 16-19, 3390 Hwy. 22 W, Muscatine 52761, 563/263-5062



DNR Recreational Safety Officers (RSO)


Recreation safety officers are conservation officers whose main emphasis is promoting safe outdoor recreation and providing safety education programs. These programs include: Boating Safety Education, Bowhunter Education and Ethics, Hunter Education, Snowmobile Safety Education, and Trapping Ethics Education. Six RSO's are located throughout the state. Visit www.iowadnr.gov/law/districts.html for a list of district offices and phone numbers.

DNR Conservation Officers (CO)

Conservation officers are law enforcement officers who protect the fish, wildlife, and citizens of Iowa. These officers provide public relations materials including programs for classrooms and youth groups. CO's often assist clinic organizers by doing station presentations and often know of good locations for clinics as well as possible cosponsors who may assist you in your endeavor. CO phone numbers are listed in the current *Iowa Fishing Regulations*.

You also can call your county sheriff or one of the public safety communication centers listed below for the phone number of the conservation officer in your county.

- Atlantic 712/243-3854
- Cedar Falls 319/277-4761
- Cedar Rapids 319/396-4414
- Des Moines 515/281-3561
- Fairfield 641/472-5001
- Storm Lake 712/732-1341



TIP (Turn In Poachers) 1-800-532-2020

County Conservation Boards

Many county conservation boards have environmental education personnel on staff who may be able to assist in planning and/or conducting your clinic. The conservation board in your county may even be sponsoring a clinic already. Look in the yellow pages under county government or visit www.iowadnr.gov/education/ccb.html for contact information.

Fishing Clubs

Fishing clubs are an excellent source for station presenters since members are often very knowledgeable about the sport. They may also be willing to assist in the planning and/or presentation of the event. A list with contact information is available at www.iowadnr.gov/education/files/fshclub.pdf.

Service Organizations

Do not underestimate the assistance that can be provided by the wide variety of service organizations out there! They can provide everything from volunteers to financial support for the event. Contact your local organizations to find out how they might want to be involved. A variety of service organizations are already involved in co-sponsoring clinics around the state!

City Parks and Recreation Departments

Parks and Recreation Departments are responsible for developing and/or sponsoring a variety of recreational activities. Several are already involved in putting on fishing clinics, so be sure to contact the parks and recreation department in your town or city.

Rod and Reel Distribution Centers

A list of locations where you might obtain DNR free-loan rods and reels is available at www.iowadnr.gov/education/files/rodreel.pdf. Contact the distribution center nearest you to reserve tackle for your program.

Reference Materials

Fish Iowa!: A Teaching Module

Materials include a 93-page instructor's manual with five units that focus on the basics of spincasting, supplemental handouts, videos, posters, and free-loan rods and reels. Materials are provided free of charge through the Iowa Department of Natural Resources' Aquatic Education Program. Educators and youth leaders receive the materials through training sessions. For more information, call 641/747-2200.

Hooked on Fishing - Not on Drugs®

"Hooked on Fishing, Not on Drugs" is a program for schools and communities which offers students a positive alternative to experimenting with drugs. Through fishing and aquatic education activities for grades K-12, students build self-esteem, life skills, civic responsibility, and improve family and community relationships. They also become caretakers of the environment. Materials include an instructor's manual and parent's guide which are distributed with the *Fish Iowa!* materials.

Iowa Fish and Fishing

A 340-page book which covers all fish species found in the state and the waters they inhabit. Information includes life histories, distribution, and how to catch various fish species. The book is available for \$15.00 from the Iowa Department of Natural Resources, Wallace State Office Building, 502 East 9th Street, Des Moines, Iowa 50319-0034.

4-H Fish Iowa Responsible Angling Guide

This 74 page manual is available from your county extension office. It contains information on angling and what it means to be a responsible angler. It will help you understand the sport of fishing and teach you new skills.

Passport to Fishing and Boating Program

The program offers an introduction to a lifetime of recreation for families with little or no previous fishing and boating experience. Six "hands-on" stations with activities focused on fishing, boating, and aquatic stewardship are included. Station topics include fish habitat and handling; boat smart, boat safe; fishing knots and rigging; casting, ready, set, boat; and local information. Materials can be downloaded from www.nationalfishingandboatingweek.org/passport.

Sample Registration Form

Name: _____

Address: _____

City : _____ State: _____ Zip: _____

Phone: _____

____ Age of Participant

Release of Liability / Photo Release

As parent or legal guardian of _____ I certify that said individual has my permission to attend and participate in the fishing clinic/program sponsored by _____ to be held on _____, 20____, at _____ from _____ a.m./p.m. until _____ a.m./p.m. In signing this form, I hereby waive and release all other participants, the host, sponsors, and all other officials or parties involved in the event from all claims and/or damage incurred in connection with the event. I also hereby grant the sponsors and co-sponsors the unconditional right to use the name, voice, and photographic likeness of _____ in connection with any of their audio/video productions, articles, or press releases, but not as an endorsement.

Signature, Parent or Legal Guardian Date

Sample News Release

NEWS RELEASE

For Immediate Release

May 23, 2008

Contact: Barb Gigar (641/747-2200)

Fishing Clinic Scheduled June 7, 2008

Guthrie Center, IA – A fishing clinic for all ages will be held at Springbrook State Park on June 7, 2008. The free event will be held from 9:00 a.m. until noon by the concession building at the beach. Participants will learn to identify, locate, and catch fish. They will also learn how to clean and cook their catch.

The Fish Lady will be on hand to visit with the youngsters and all participants will receive a tackle pack. Participants should bring along a pop can to make a casting rig and try their luck on the plug golf course!

Interested individuals may pre-register by calling the park or sign-up between 8:30 and 9:00 a.m. the day of the event.

Please contact us if you require special accommodations.

Sample Clinic Schedule

8:30 - 9:00 a.m.

Registration

Have participant guardians complete registration forms. Divide participants into six groups (bass, bluegill, crappie, catfish, walleye, carp) for station rotations. Designate a volunteer or parent/guardian to lead each group through the stations.

9:00 - 9:05

Introduce Presenters

9:05 - 9:20

Session 1

Station

Station #1: Water Safety, Fishing Regulations, and Ethics

Station #2: Fish Identification

Station #3: Tackle Types

Station #4: Knot Tying and Tackle Assembly

Station #5: Casting, Hooking, and Landing the Catch

Station #6: Fish Cleaning

Group

Bass

Bluegill

Crappie

Catfish

Walleye

Carp

Rotate

9:20 - 9:35

Session 2

Station

Station #1: Water Safety, Fishing Regulations, and Ethics

Station #2: Fish Identification

Station #3: Tackle Types

Station #4: Knot Tying and Tackle Assembly

Station #5: Casting, Hooking, and Landing the Catch

Station #6: Fish Cleaning

Group

Carp

Bass

Bluegill

Crappie

Catfish

Walleye

Rotate

9:35 - 9:50

Session 3

Station

Station #1: Water Safety, Fishing Regulations, and Ethics

Station #2: Fish Identification

Station #3: Tackle Types

Station #4: Knot Tying and Tackle Assembly

Station #5: Casting, Hooking, and Landing the Catch

Station #6: Fish Cleaning

Group

Walleye

Carp

Bass

Bluegill

Crappie

Catfish

Rotate

9:50 - 10:05

Session 4

Station

Station #1: Water Safety, Fishing Regulations, and Ethics
Station #2: Fish Identification
Station #3: Tackle Types
Station #4: Knot Tying and Tackle Assembly
Station #5: Casting, Hooking, and Landing the Catch
Station #6: Fish Cleaning

Group

Catfish
Walleye
Carp
Bass
Bluegill
Crappie

Rotate

10:05 - 10:20

Session 5

Station

Station #1: Water Safety, Fishing Regulations, and Ethics
Station #2: Fish Identification
Station #3: Tackle Types
Station #4: Knot Tying and Tackle Assembly
Station #5: Casting, Hooking, and Landing the Catch
Station #6: Fish Cleaning

Group

Crappie
Catfish
Walleye
Carp
Bass
Bluegill

Rotate

10:20 - 10:35

Session 6

Station

Station #1: Water Safety, Fishing Regulations, and Ethics
Station #2: Fish Identification
Station #3: Tackle Types
Station #4: Knot Tying and Tackle Assembly
Station #5: Casting, Hooking, and Landing the Catch
Station #6: Fish Cleaning

Group

Bluegill
Crappie
Catfish
Walleye
Carp
Bass



10:35 - 10:50

Prepare for Fishing

Gather participants; pair more experienced anglers with novices if parents/guardians are not present. Distribute tackle and review safety procedures as well as how the fish will be handled, etc.

10:50 -11:50

Fishing

Be sure to have plenty of volunteers on hand to assist!

11:50 - Noon

Wrap up

Distribute certificates, tackle packs, handouts, and any other “goodies.”

Dismiss, Have a Safe Trip Home!

