

Iowa Department of Natural Resources

Waterfowl Hunter Survey Report: 2015



By:

Orrin Jones, Waterfowl Research Biologist, Iowa Department of Natural Resources
Peter Fritzell, Human Dimensions Specialist, Iowa Department of Natural Resources
Andrew Norton, Biometrician, Iowa Department of Natural Resources
Alan Hancock, Waterfowl Research Technician, Iowa Department of Natural Resources
Chris Jennelle, Biometrician, Iowa Department of Natural Resources¹

April 29, 2016

¹Current position: Disease Biologist, Minnesota DNR

INTRODUCTION

Waterfowl hunting is a time-honored tradition throughout North America. While waterfowl hunters share a mutual passion for pursuing their quarry, there is a wide diversity of species, habitats, and methods of hunting. This creates a wide array of preferences of where and when to hunt. Due to the migratory nature of waterfowl, harvest is regulated by the U.S. Fish and Wildlife Service (USFWS) at a flyway scale. USFWS establishes frameworks that provide outside date limits and restrictions on the number of days and daily bag limits within which states select waterfowl hunting seasons. States are able to select a season within these frameworks that provide opportunity for the diverse preferences of waterfowl hunters.

States structure waterfowl hunting seasons using waterfowl hunting zones and split seasons. The USFWS allows states to select from the following options for structuring duck hunting seasons:

- 1) No more than 4 zones with no splits
- 2) Split seasons (up to three segments) with no zones
- 3) No more than three zones with the option for a split

The USFWS allows states to change how they structure their duck hunting season every 5 years. The state of Iowa will select the waterfowl hunting zones and duck hunting season structure for the 2017-2020 period prior to May 1, 2016.

Waterfowl hunters may express their opinions on hunting seasons at any point throughout the year or during periods of formal public comment. A few hunters take advantage of this opportunity, but the overwhelming majority of the state's 27,000 waterfowl hunters do not comment on hunting seasons. It is difficult to determine whether the unsolicited comments received by the Department of Natural Resources are representative of the population of waterfowl hunters. Given the diversity of preferences on waterfowl hunting, the Department of Natural Resources conducted a mail survey in 2015 with the primary objective of quantifying waterfowl hunters' preferences on waterfowl hunting zones and duck hunting season dates. A secondary objective was to learn about Iowa waterfowl hunters, particularly their satisfaction and motivation, these results will be presented in a separate report.

METHODS

We used a stratified-random sampling process to select 5,000 individuals from 25,747 individuals who purchased both a 2014 Iowa hunting license and a 2014 Iowa migratory bird hunting fee. We stratified the survey by region with 9 nine regions in Iowa and a 10th non-resident stratum (Appendix A). This ensured that surveys were spatially distributed across the state. An eight page, 26-item questionnaire was mailed in April of 2015. A reminder post-card was mailed to all individuals 3 weeks later, and a second survey was mailed to individuals who had not returned a survey by mid-May. All completed questionnaires received by June 30 were included in the analyses. We weighted survey results by assuming responses returned after the reminder post-card was delivered were representative of all non-respondents.

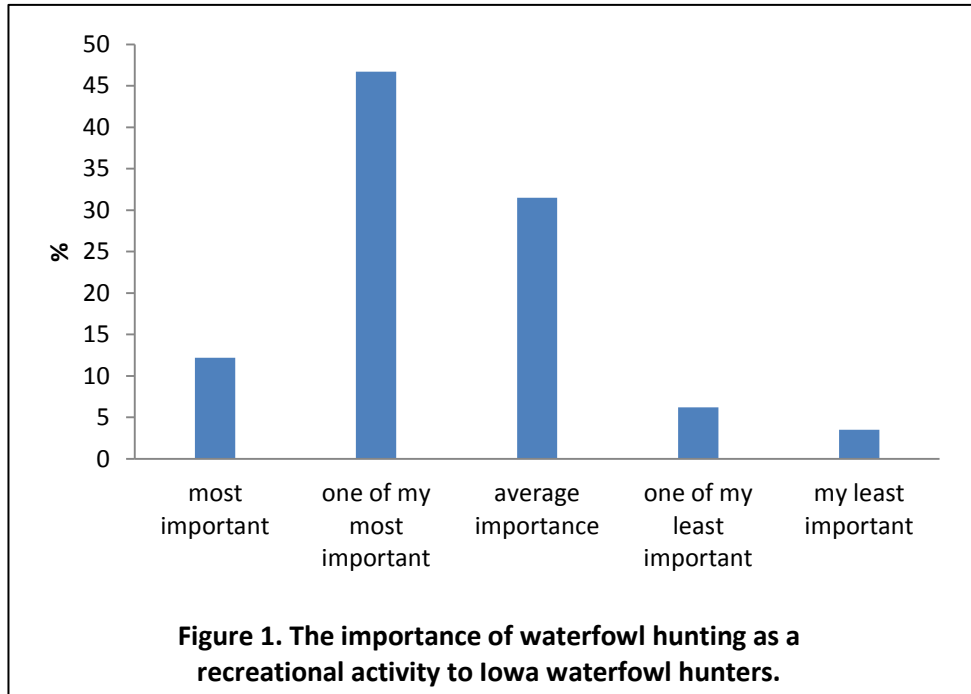
RESULTS

Questionnaires were returned by 1,895 individuals from a sample of 4,902 after adjusting for undeliverable and un-useable responses resulting in a 39% response rate. Of the surveys returned 15% of individuals declined to participate, the majority of which indicated that they either "didn't know enough to participate" or "trust the DNR to manage waterfowl hunting seasons without my input". The

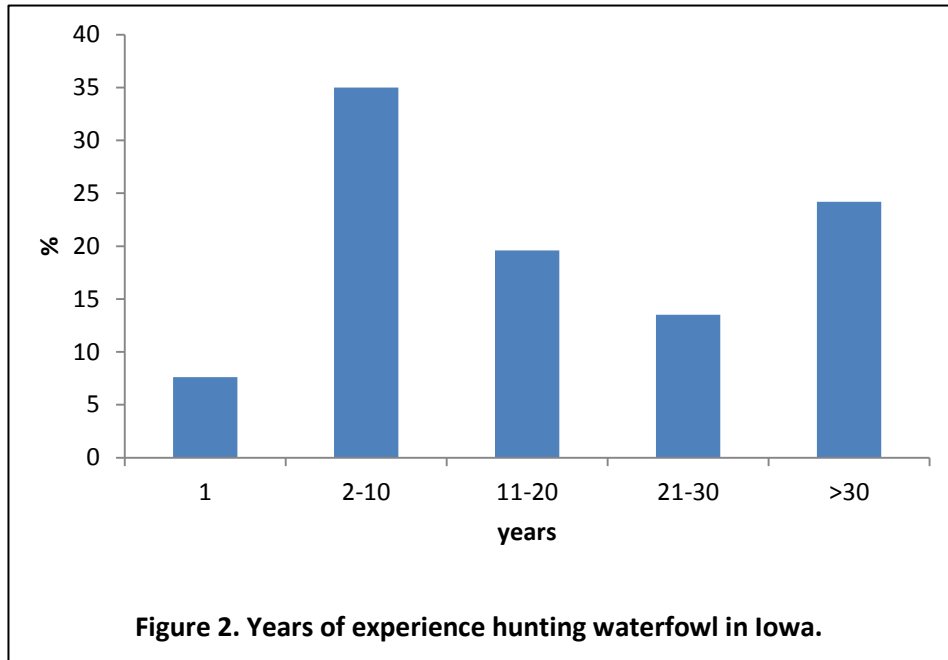
remaining 1,667 responses were weighted to ensure the final estimated proportions represented the population of waterfowl hunters.

Demographics, hunting experience and recreational importance

Waterfowl hunting was an important activity for respondents. Twelve percent ranked waterfowl hunting as their most important recreational activity, and 46% ranked it as one of their most important (Figure 1).

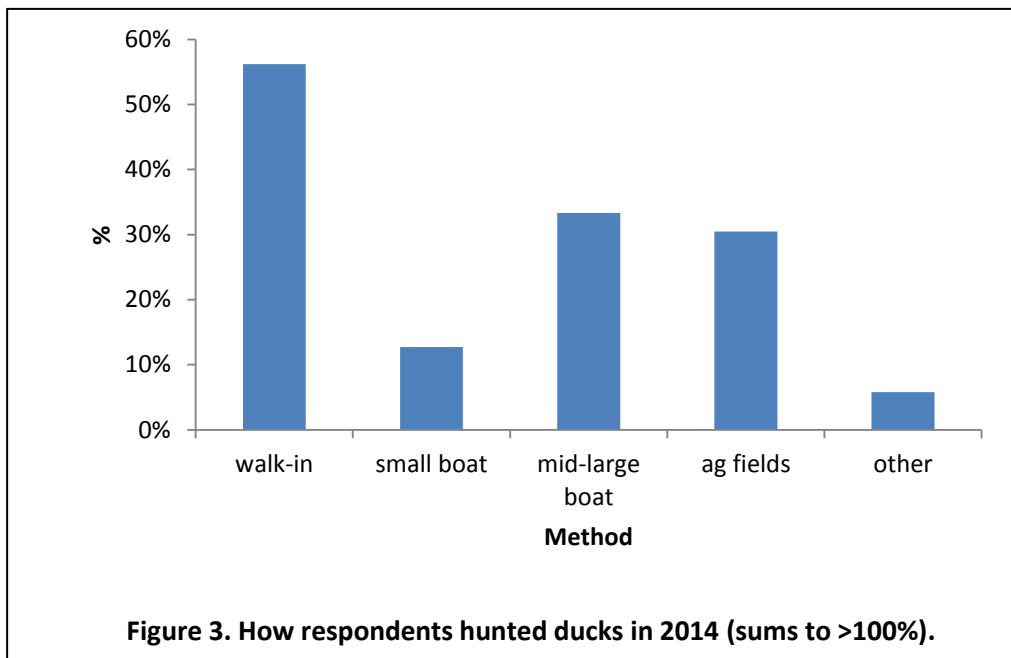


There was a wide range in hunting experience (Fig. 2). The largest group (35%) had 2-10 years of experience. Interestingly, 24% had been hunting in Iowa for over 30 years. On average respondents had hunted waterfowl in Iowa for 18 years and approximately 60% had hunted for more than 10 years.

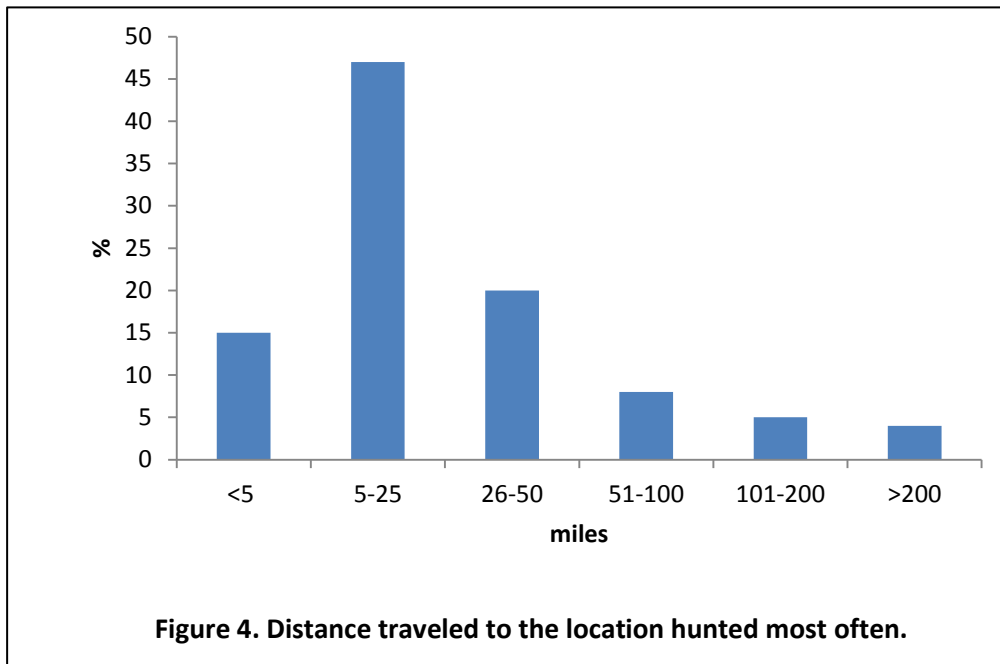


The majority of respondents (73%) had hunted waterfowl in Iowa during 2014. An overwhelming majority (93%) intended to hunt waterfowl in Iowa during the next 5 years.

Respondents used a variety of methods to hunt ducks. The most common method was by “walk-in” (56%), followed by a “mid-large boat” (33%), and “agricultural fields” 31% (Fig. 3).



The majority (82%) of Iowa waterfowl hunters traveled less than 50 miles to the location they hunt most often (Fig. 4). The furthest distance most (82%) hunters traveled in 2014 was less than 100 miles.



The majority of respondents hunted ducks at least one day on public (82%) and private (71%) property. For Canada geese, 57% hunted at least one day on public land and 75% hunted at least one day on private property.

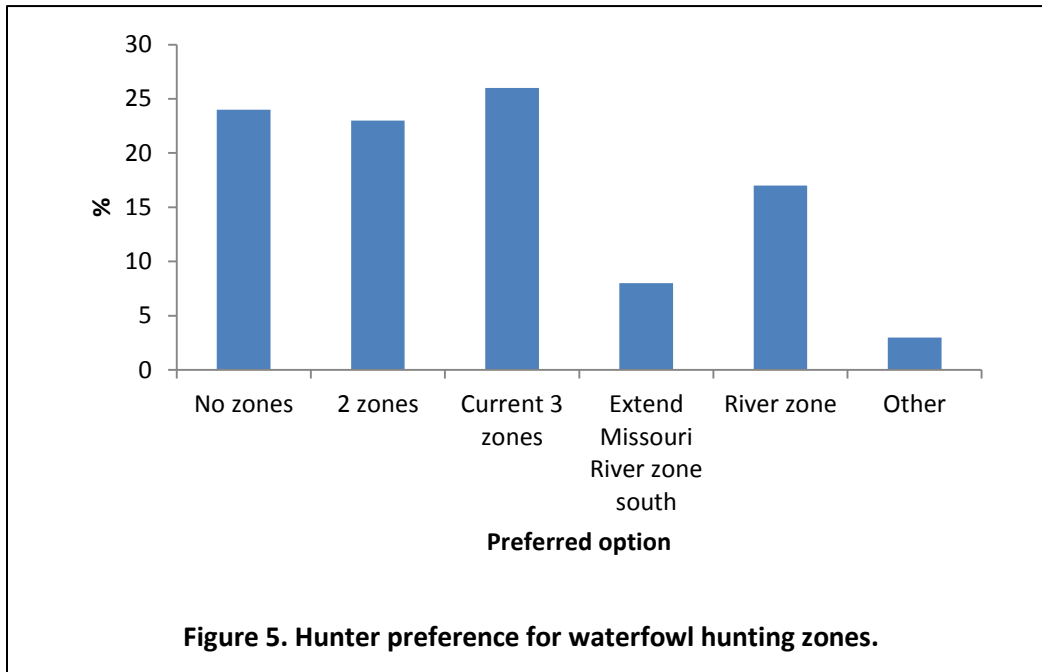
Bag limits

When asked whether they would accept a lower bag limit in exchange for fewer restrictions on the species and sex of ducks allowed in the bag, 44% opposed, 28% supported, and 28% were neutral. In regards to a lower daily bag limit in exchange for more days to hunt, 34% opposed, 48% supported, and 18% were neutral.

Waterfowl hunting zones

The North zone had the highest number of waterfowl hunters with approximately 14,000, followed by the South zone with 11,000, and the Missouri River zone with 600.

Respondents were asked to select which of 6 waterfowl hunting zone options they preferred for the period 2017-2020. The option of no zones but 3 segments received 24%, 2 zones 23%, current 3 zones 26%, extend the Missouri River zone south to the MO border 8% and the Rivers zone 17% (Fig. 5).



For the majority of respondents the creation of the Missouri River zone does not appear to have influenced the number of days hunted; 90% of hunters reported no change, 7% of respondents reported an increase, and 3% reported a decrease. The Missouri River zone did not appear to influence hunter satisfaction; 87% reported no change, 7% an increase and 5% a decrease.

The majority of waterfowl hunters in Iowa do not travel between zones. When asked whether they traveled to a zone other than the zone they primarily hunt, 80% responded that they did not travel. Ten percent indicated they traveled when their primary zone was open and 10% indicated they traveled when their primary zone was closed.

Preferred season dates for duck hunting

We asked respondents to select four weeks they consider to be most important for duck hunting (Fig. 6). November was consistently selected as the most important time to hunt ducks but there was some variation by zone. South zone and Missouri River zone hunters selected weeks later than North zone hunters, who also had the highest preference for early season hunting.

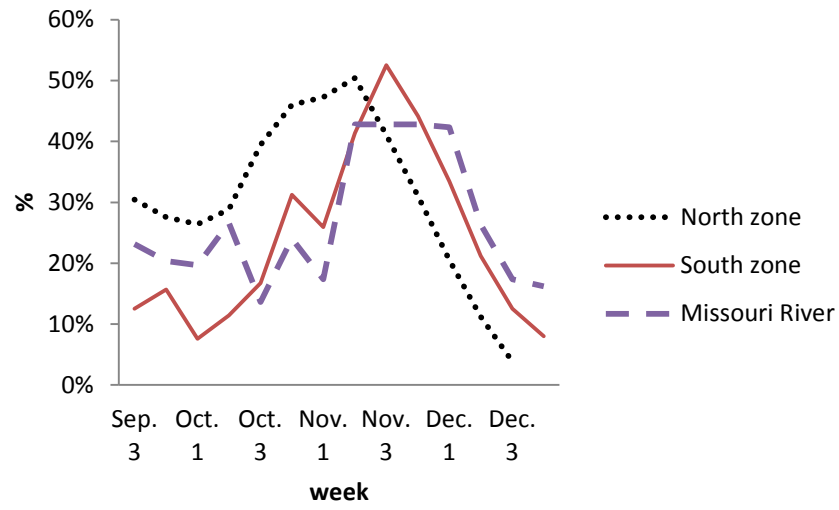
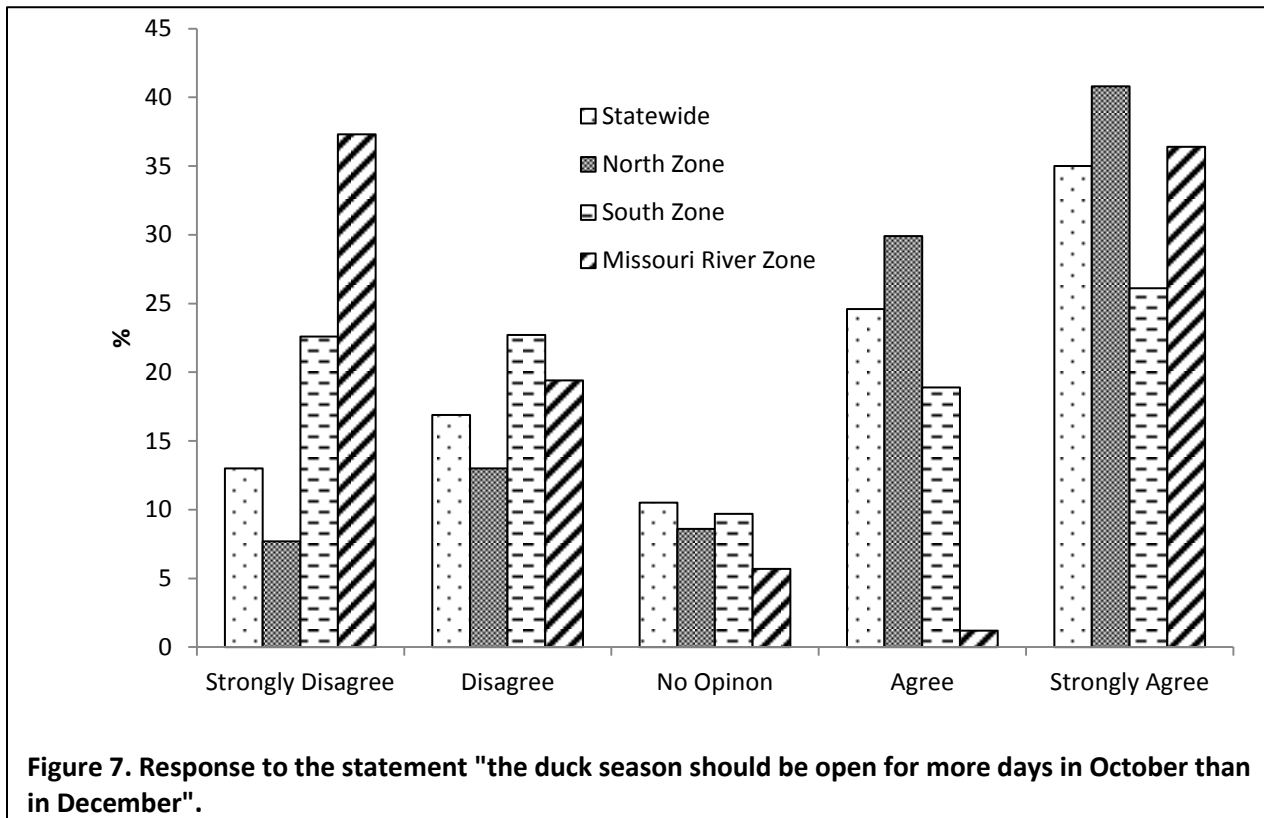


Figure 6. Preferred weeks to hunt ducks.

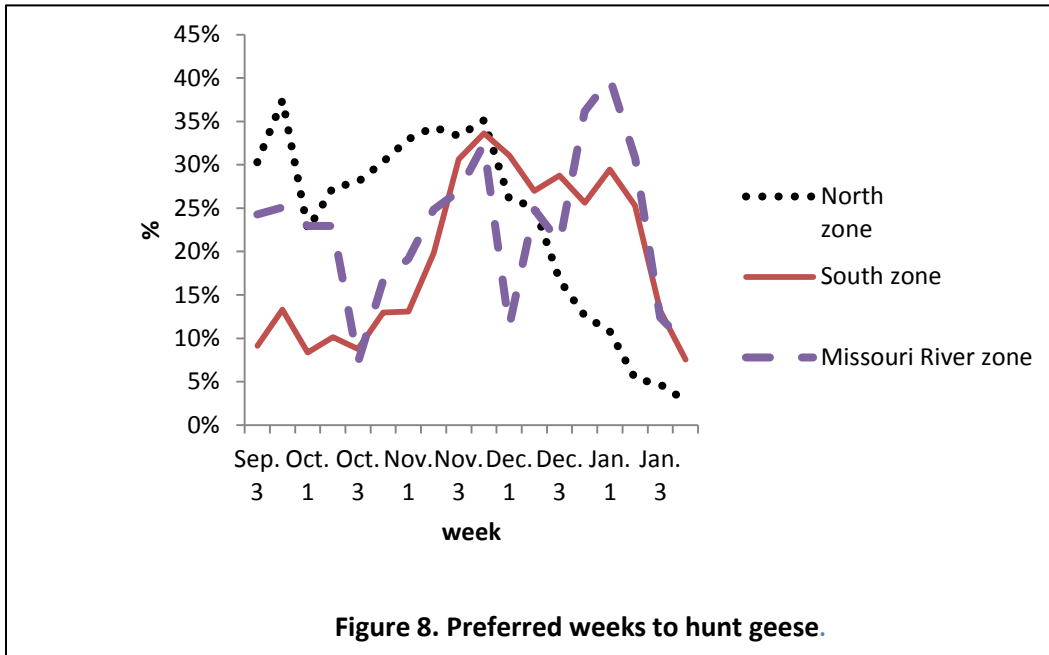
Much of the disagreement regarding duck season dates relates to hunters preference to hunt in October or December. At a statewide scale hunters generally agree with the statement “the duck season should be open for more days in October than in December”. Support for this statement is strongest in the North zone. In the South zone hunters are evenly split with 45% supporting this statement and 45% opposing. Hunter in the Missouri River zone have the largest numbers in either extreme with 36% strongly supporting the statement and 37% strongly opposing (Fig. 7).



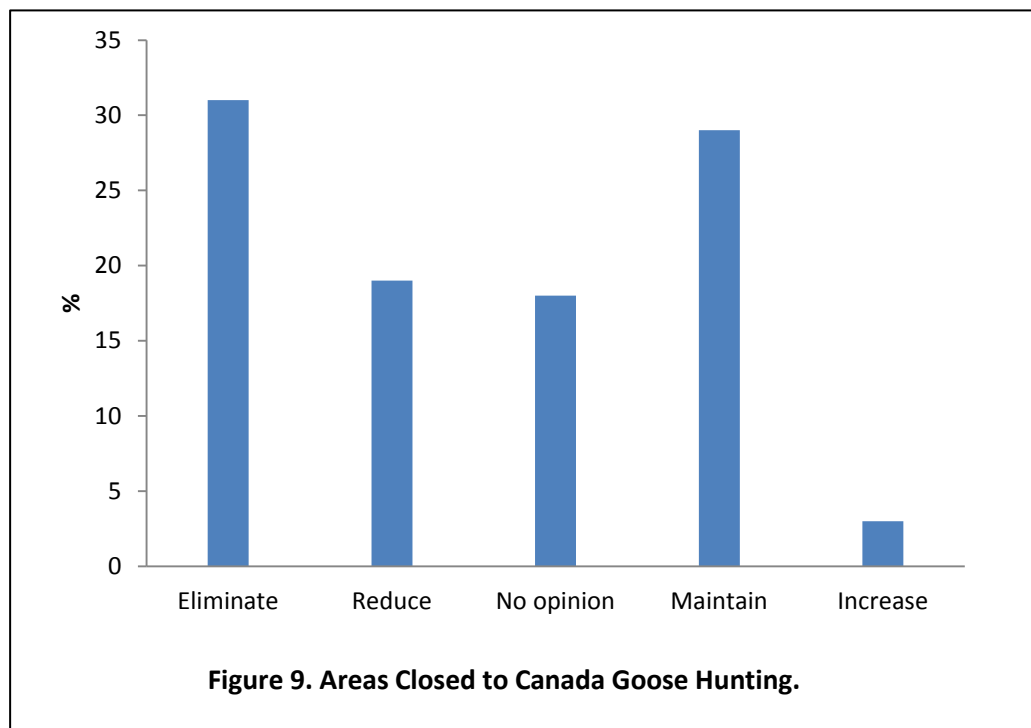
There was strong support for overlapping duck and goose seasons as much as possible, with 76% of hunters agreeing, 17% neutral, and 7% disagreeing. There was also support for opening the duck and Canada goose seasons on the same day with 57% of hunters agreeing, 25% neutral and 18% disagreeing.

Goose hunting

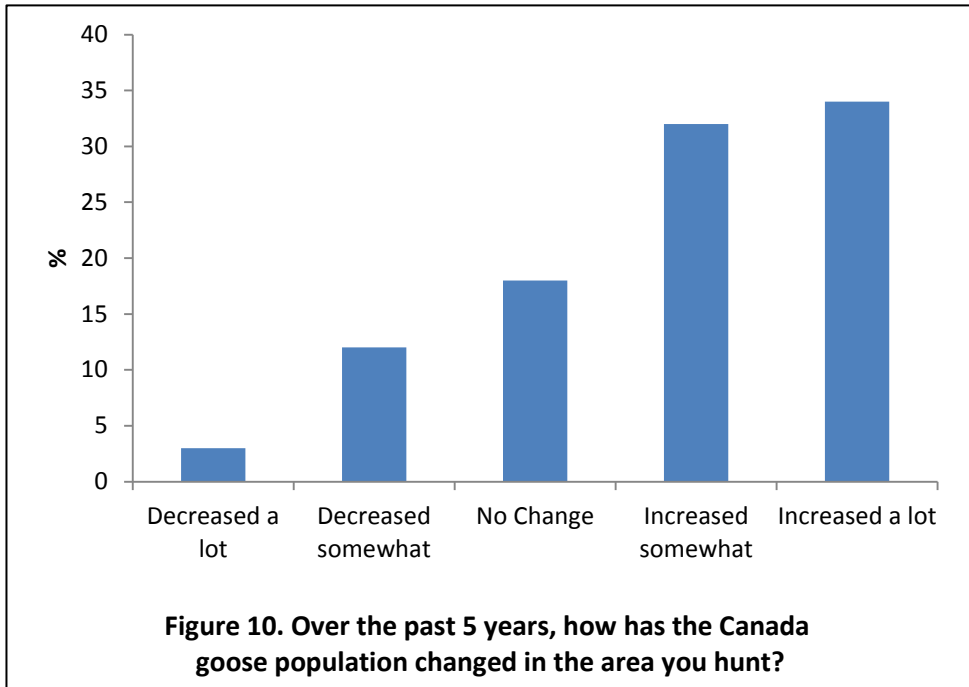
We asked respondents to select the four weeks they considered most important for Canada goose hunting (Fig. 8). At a statewide scale late November was most commonly selected. There were interesting differences between zones. Late September and early October was important to North zone hunters, moderately important to Missouri zone hunters, and of little importance to South zone hunters. Missouri River zone hunters selected January as the most important time to hunt.



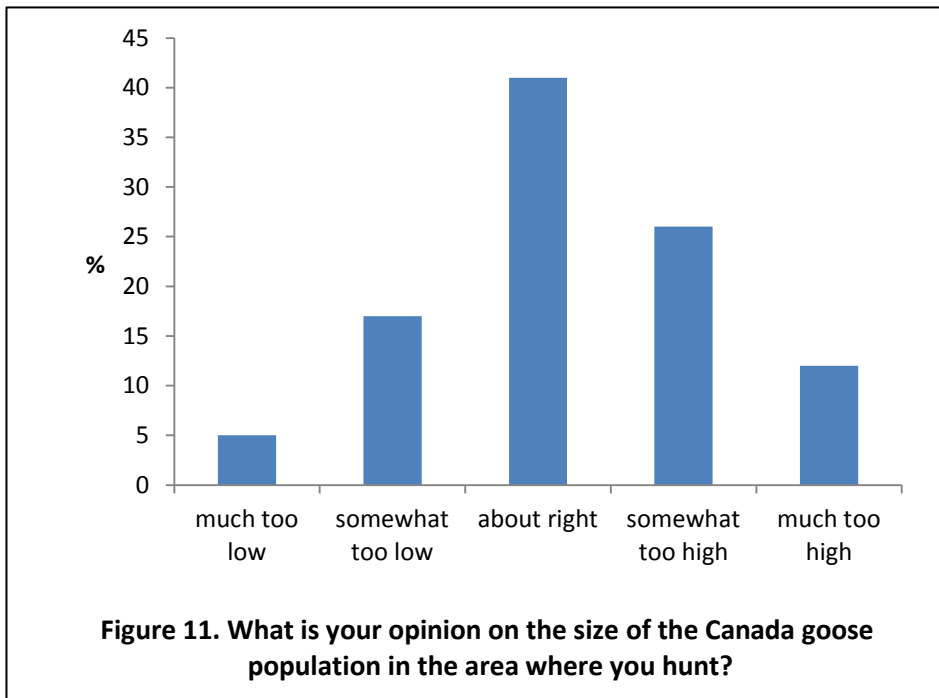
Hunter opinion on Areas Closed to Canada Goose hunting was fairly even between those who would like to see these areas eliminated (31%), maintained as is (29%), followed by reduced in size (19%) (Fig. 9).



Hunters reported that the Canada goose population in the areas where they hunt has increased over the past 5 years (Fig. 10).



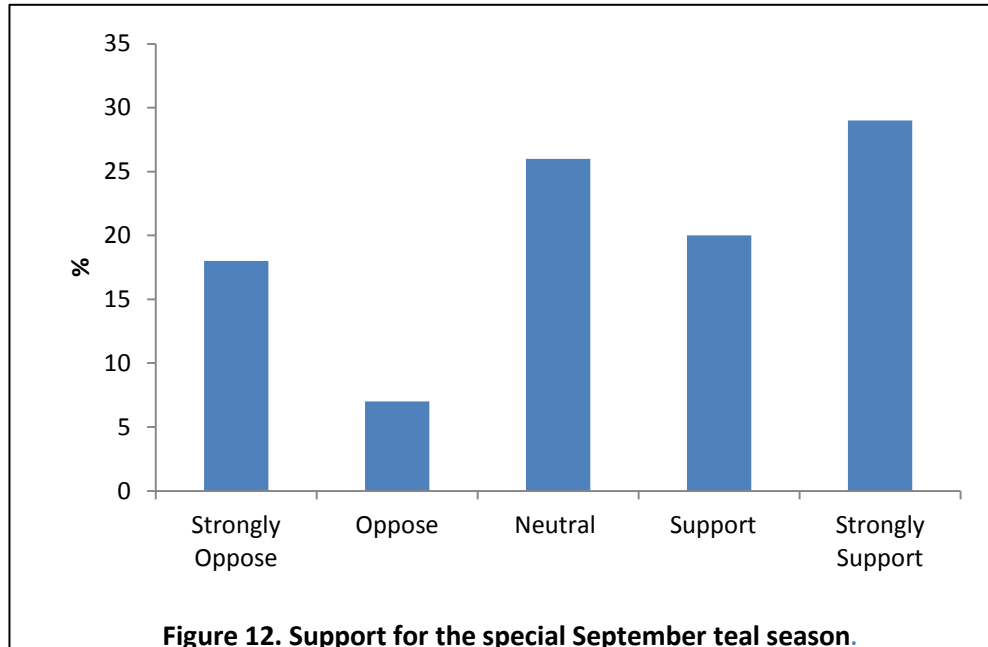
The largest group of respondents believes the Canada goose population in the area they hunt was about right (Fig. 11).



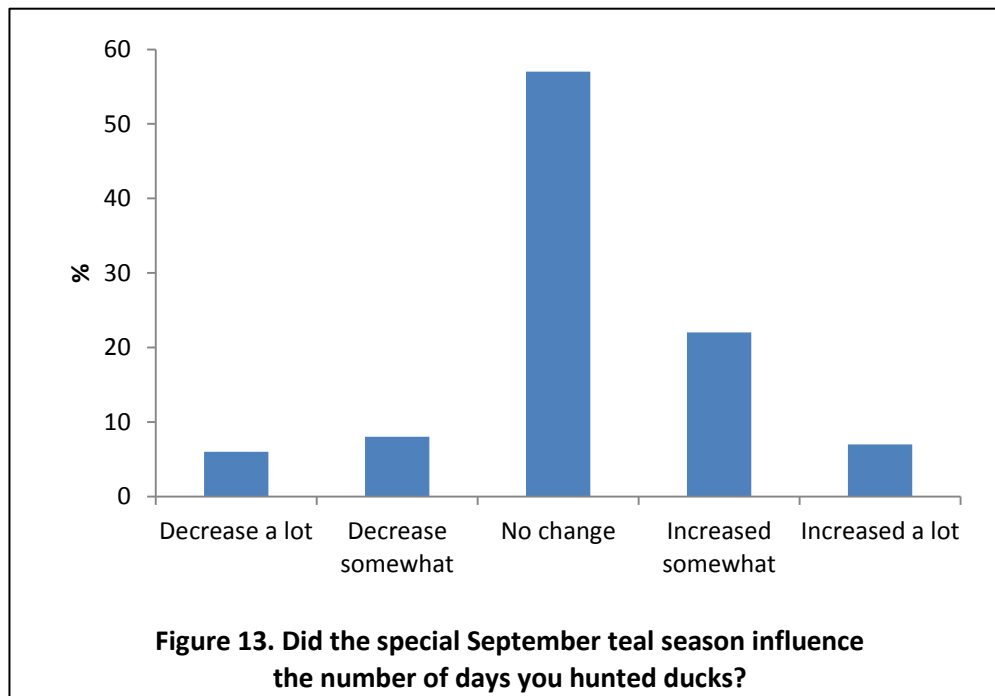
There was strong support for increasing the daily bag limit on Canada geese provided this would not reduce future goose hunting opportunity.

Special September teal season

Waterfowl hunters have mixed opinions on the special September teal season. Approximately 25% of hunters oppose the season, 26% are neutral, and 49% support the season (Fig. 12).



The majority of hunters did not report hunting an increased number of days as a result of the teal season (Fig. 13). The teal season did not influence the number of locations respondents hunted ducks with 80% responded no impact, 10% reported hunting more locations and 10% reported hunting fewer locations. Hunters were generally neutral or satisfied with the number of ducks they saw during the teal season: 35% of hunters were satisfied, 39% neutral and 26% dissatisfied with the number of ducks they saw.



In the North zone 60% of hunters reported hunting one or more day during the teal season. The mean effort was 2.3 days and the mean harvest was 6.4 ducks. In the South zone 53% of hunters reported hunting 1 or more day during the teal season. The average effort was 2.0 days with a mean harvest of 5.2 ducks. Estimates of days hunted and harvest were not reliable for the Missouri River zone due to small sample sizes. In regards to the length of the teal season 46% were neutral, 31% satisfied, and 21% dissatisfied.

Hunter satisfaction

Hunters were asked to rate their satisfaction on a variety of topics.

When asked about their overall duck hunting experience, 48% reported that they were satisfied, 26% were neutral, and 25% were dissatisfied. Hunters were divided in regards to the number of ducks they saw during the regular duck season with 38% satisfied, 26% neutral, and 36% dissatisfied. Similarly, in regards to the number of ducks they harvested 38% were satisfied, 25% were neutral, and 37% were dissatisfied. Hunters were also divided about the timing of the regular duck season with 32% satisfied, 36% neutral, and 33% dissatisfied.

In regards to goose hunting 43% of hunters reported overall satisfaction, 34% were neutral, and 23% were dissatisfied. Hunters were generally satisfied with the number of geese they saw while hunting, with 56% satisfied, 30% neutral, and 14% dissatisfied. In regards to the number of geese they harvested 35% were satisfied, 34% were neutral, and 32% were dissatisfied.

DISCUSSION

Respondents to the survey had significant experience hunting waterfowl in Iowa and considered waterfowl hunting an important recreational activity. This is an indication that respondents tend to be avid waterfowl hunters as opposed casual waterfowl hunters. They pursue waterfowl using a variety of methods in a diversity of habitat types. The majority traveled less than 50 miles to hunt.

There was no consensus among hunters on waterfowl hunting zones. The options of extending the Missouri River zone south to the Missouri border and the Rivers zone both would expand the Missouri River zone. When these two options are added together 25% of hunters would support expanding the Missouri River zone, this is similar to preferences for three other options.

There is consensus in regards to season dates for hunting ducks. Hunters in all 3 zones agree that November is the most important time to hunt ducks. Outside of November, North zone hunters prefer hunting early in the season while South zone and Missouri River zone hunters prefer a balance of early and late hunting.

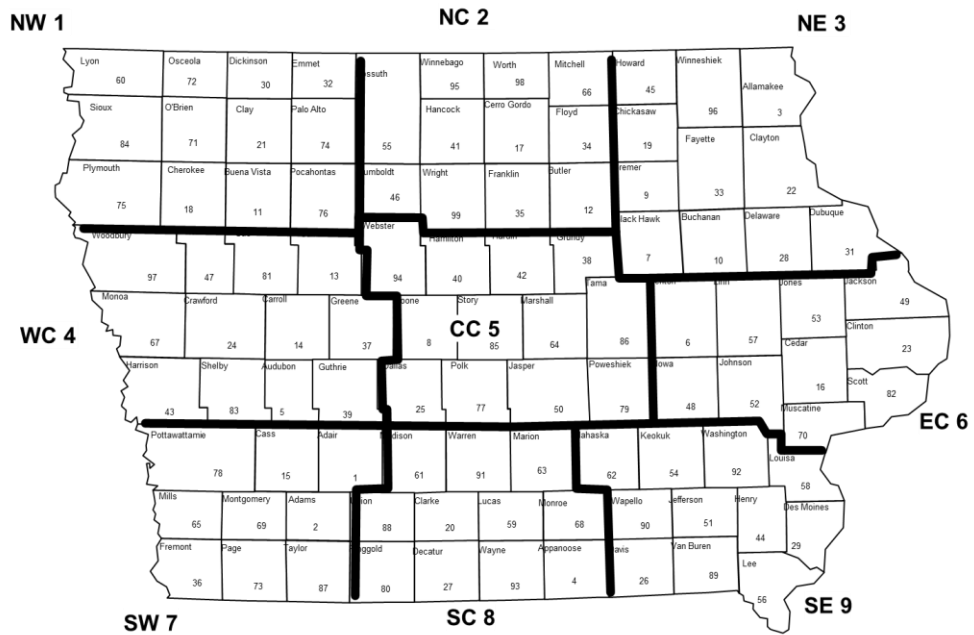
Similarly, hunters in all three zones agree that late November is the most important time to hunt geese, however outside of November there are differences between zones. North zone hunters selected weeks in late September and early October along with November as the most important weeks to hunt geese. South zone hunters instead selected November, December, and January as the most important time to hunt geese. The results for the Missouri River zone were variable, which is likely related to the small sample size, however they seemed to prefer early October, late November, and January.

Hunters perceive that the goose population in the areas they hunt has increased over the past 5 years. Most hunters believe the goose population is "about right" with some indicating the population is "too high" or "too low". There is strong support for increasing the daily bag limit on Canada geese, provided

the increase does not reduce future hunting opportunities. There was disagreement between hunters in relation to Areas Closed to Canada Goose Hunting, roughly equal percentages of hunters preferred to eliminate or maintain these areas, these two options are mutually exclusive. A smaller proportion of hunters preferred to reduce the areas in size or had no opinion.

Overall, more hunters are satisfied than dis-satisfied with their experience waterfowl hunting in Iowa. These results provide a source of information on hunter preferences for waterfowl hunting seasons. The results of this survey are similar to the findings of previous waterfowl hunter surveys (2005 & 2011), demonstrating a consistent response from Iowa's waterfowl hunters. When used in conjunction with waterfowl migration surveys and hunter effort/harvest information, the results of hunter surveys can be used to help select season dates to maximize hunter satisfaction.

APPENDIX A



Regions used to stratify the 2015 Waterfowl Hunter Survey. A tenth stratum was added that consisted of non-resident license purchasers.



2015 Iowa Waterfowl Hunter Survey

Iowa Department of Natural Resources



The results of this survey will inform decisions about waterfowl hunting seasons in Iowa. Even if you choose not to participate please complete the first page and return this questionnaire in the enclosed envelope. **n=1,895**

1. Are you willing to participate in this study of waterfowl hunter opinions?
 85% Yes >> please continue to complete this questionnaire starting with 1b.
 15% No >> If not, please help us by taking a minute to answer questions 1a-1h below and returning this questionnaire. Thank you for sending this questionnaire back!

1a. Why have you declined to participate? (*Check all that apply.*)

- 7% I am not interested in the topic.
- 34% I trust the DNR to manage waterfowl hunting seasons without my input.
- 9% I feel my opinion will be ignored.
- 49% I feel I do not know enough to participate.
- 11% I am too busy.
- 34% Other: _____

1b. What is your age? **mean = 42**

1c. How important is waterfowl hunting to you? (*Check only one*)

- 12% My most important recreational activity
- 47% One of my most important recreational activities
- 31% No more important than my other recreational activities
- 6% One of my least important recreational activities
- 3% My least important recreational activity

1d. Approximately how many years have you hunted waterfowl in Iowa? **mean = 18 (+1.0)** years

1e. Do you intend to hunt waterfowl in Iowa in the next five years?

- 93% Yes
- 7% No

1f. Did you hunt ducks in Iowa in 2014?

- 73% Yes
- 27% No

1g. Would you be willing to accept a smaller daily duck bag limit to have fewer species and sex bag limit restrictions? (*Check only one*)

- 28% Yes
- 44% No
- 28% Makes no difference to me

1h. Would you support a duck hunting season with more days but a lower daily bag limit? (*Check only one*)

- 48% Yes
- 34% No
- 19% Makes no difference to me

Part 2 – Zones, Dates, and Other Opinions

2. Iowa has several options in regards to waterfowl hunting zones for the 2017-2021 seasons. Select ONE option that best reflects your preference.

24% Eliminate zones and have a statewide season with 3 time-period segments across the entire state.

23% Return to previous zone boundaries of 2 zones with 2 segments (**Figure A**).

26% Maintain the current zone boundaries and structure of 3 zones with 2 segments (**Figure B**).

8% Expand the Missouri River zone south along I-29 to the Missouri border (**Figure C**).

17% Expand the Missouri River into a “Late zone” by extending it south along I-29, east along southern Iowa and up some of the major river corridors such as the Des Moines, Iowa and Cedar Rivers (**Figure D**). The objective of this zone would be to offer later season dates, similar to those currently in the Missouri River Zone

3% Some other configuration. (Please draw on blank map **Figure E**)

Figure A.

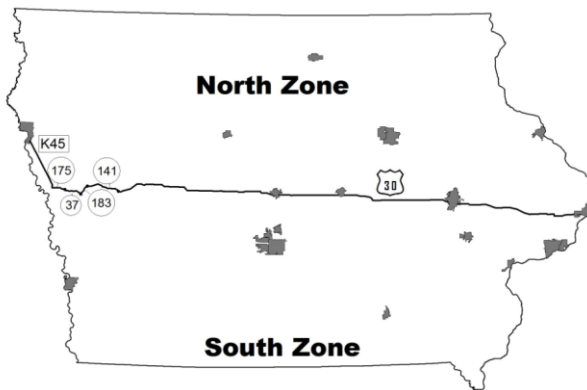


Figure B.

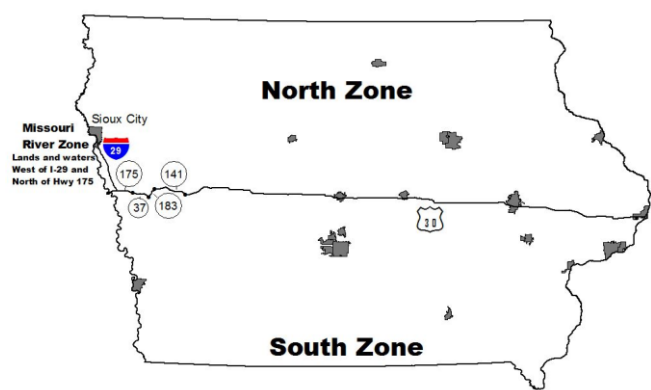


Figure C.

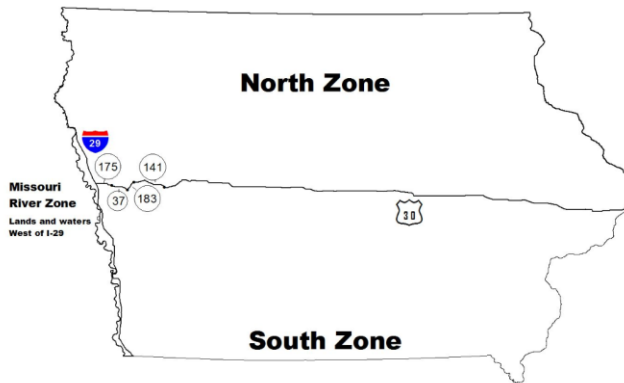


Figure D.

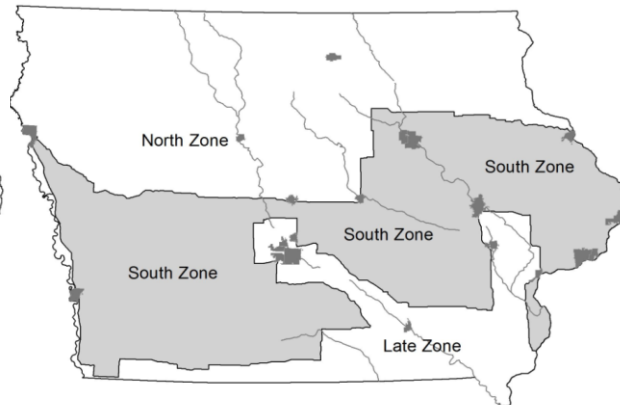



Figure E.



3. Please check the weeks below to indicate the **4 weeks** you consider most important for hunting **ducks** during the **REGULAR** duck season in Iowa. (*Weeks do not need to be consecutive, but please check **ONLY 4 weeks***)

September		October				November				December			
week	week	week	week	week	week	week	week	week	week	week	week	week	week
3	4	1	2	3	4	1	2	3	4	1	2	3	4
22%	23%	18%	21%	31%	39%	40%	48%	45%	37%	27%	16%	8%	6%

4. Please indicate the **4 weeks** you consider most important for hunting **geese** in Iowa. (*Weeks do not need to be consecutive, but please check **ONLY 4 weeks***)

September		October				November				December				January			
week	week	week	week	week	week	week	week	week	week	week	week	week	week	week	week	week	week
3	4	1	2	3	4	1	2	3	4	1	2	3	4	1	2	3	4
20%	27%	17%	21%	22%	25%	26%	29%	34%	35%	28%	25%	22%	19%	18%	14%	8%	5%

The Iowa DNR has 14 areas closed to Canada goose hunting throughout Iowa. The objectives of these areas are to maintain rural populations of Canada geese, to attract migrant geese, and to distribute hunting opportunity across Iowa.

5. What is your opinion about these areas closed to Canada goose hunting? (*Check only one*)

- Areas closed to Canada goose hunting should be:
- 30% eliminated
 - 29% maintained as is
 - 19% reduced in size
 - 3% increased in size
 - 18% No opinion

6. Over the past 5 years, how has the Canada goose population changed in the area where you hunt?

- 3% Decreased a lot
- 12% Decreased somewhat
- 18% No change
- 32% Increased somewhat
- 34% Increased a lot
- 0% Don't know

7. What is your opinion about the size of the Canada goose population in the area where you hunt?

- 5% Much too low
- 16% Somewhat too low
- 41% About right
- 26% Somewhat too high
- 12% Much too high
- 0% No opinion

8. Please indicate how you feel about the following statements regarding waterfowl seasons.

	Strongly Agree	Somewhat Agree	No Opinion	Somewhat Disagree	Strongly Disagree
The <u>duck</u> season should be open for more days in October than in December.	35%	25%	10%	17%	13%
Duck and Canada goose seasons should overlap as much as possible.	42%	34%	17%	6%	1%
Duck and Canada goose season should open on the same day.	33%	24%	25%	11%	7%
The daily bag limit for Canada geese should be increased <u>only</u> if it DOES NOT reduce future goose hunting opportunities.	54%	32%	9%	4%	1%

9. What is your level of support for the special September teal season? (Check only one)

- 29% Strongly support
- 20% Moderately support
- 26% Neutral
- 7% Moderately oppose
- 18% Strongly oppose
- 0% Don't know

10. During the most recent season you hunted ducks in Iowa, approximately what proportion of the days you hunted ducks did you hunt:

- Alone, without other human partners? 19% (mean)
 - With one other person? 38% (mean)
 - With 2 or more other people? 42% (mean)
- =100

11. How many regular duck hunting partners do you have? mean = 3 (please do not include dogs)

12. On the following scale please indicate how often you are the group leader when you go duck hunting in Iowa?
mean = 4.17

Never 1	2	Infrequently 3	4	Frequently 5	6	Always 7
16%	5%	13%	17%	23%	10%	16%

13. Are you currently a member of: (Check all that apply)

- 52% Ducks Unlimited
- 5% Delta Waterfowl
- 31% Pheasants Forever
- 12% Other national or state conservation organization (please specify):

A third waterfowl hunting zone was added in 2012, the **Missouri River zone**. What impact did the addition of this zone have on the number of days you hunted waterfowl, and your satisfaction with waterfowl hunting in Iowa compared to years prior to 2012. **If you did not hunt waterfowl in Iowa prior to 2012 please skip to question 16.**

14. Compared to years prior to 2012, the addition of the Missouri River zone, ____ the number of days I hunt waterfowl in Iowa. (Check only one)

- 90% Had no impact on
- 2% Greatly decreased
- 1% Somewhat decreased
- 5% Somewhat increased
- 2% Greatly increased

15. Compared to years prior to 2012, the addition of the Missouri River zone _____ my satisfaction with waterfowl hunting in Iowa. (Check only one)

- 88% Had no impact on
- 1% Greatly decreased
- 4% Somewhat decreased
- 5% Somewhat increased
- 2% Greatly increased

16. Did you hunt waterfowl in Iowa in 2014? 85% Yes 15% No >> (If no, stop here and return your survey in the enclosed envelope. Thank you!)

Part 3 – Your 2014 Iowa Waterfowl Season

17. Please estimate the number of days you hunted ducks and geese on public and private land in 2014.

- | | |
|--|--|
| Ducks: | Geese: |
| 82% hunted ducks 1 or more day on public land | 57% hunted geese 1 or more day on public land |
| 71% hunted ducks 1 or more day on private land | 75% hunted geese 1 or more day on private land |

18. Please indicate the number of days you hunted and the number of ducks you harvested during each segment for the zones in which you hunted during 2014.

Zone hunted	Teal-only season	1 st segment regular season	2 nd segment regular season	Youth season	Zone mean sum
North Zone	Sept 6-21	Oct 4-19	Oct 25-Dec 7	Sept 27-28	
Days hunted	2.3	3.7	6.0	0.22	9.8 (±0.9)
Ducks harvested	6.4	7.5	12.8	0.99	21.5 (±3.3)
South Zone	Sept 6-21	Oct 4-8	Oct 18-Dec 11	Oct 11-12	
Days hunted	2.0	1.5	7.0	.18	9.1 (±1.02)
Ducks harvested	5.2	5.0	15.2	.45	21.0 (±3.44)
MO River Zone	Sept 6-21	Oct 4-8	Oct 25-Dec 18	Oct 18-19	
Days hunted	.15	.08	1.1	.01	1.3 (±0.75)
Ducks harvested	.22	.22	2.7	.06	3.1 (±1.64)

19. During 2014, when the duck hunting season was closed in the Iowa waterfowl hunting zone you primarily hunted, did you travel to another zone where the season was open to hunt ducks?
(Check all that apply)

I traveled to another zone(s):

- 3% ...prior to the opening of my zone.
- 3% ...during the “split” closure of my zone.
- 6% ...after the closure of my zone.
- 10% ...when my zone was open.
- 82% I did NOT travel to other zones.

20. How did the special September teal season impact the number of days you hunted ducks in Iowa during 2014 compared to prior years in which you hunted in Iowa? (Check only one)

- 57% No Impact
- 6% Decreased a lot
- 8% Decreased somewhat
- 22% Increased somewhat
- 7% Increased a lot

21. How did the special September teal season impact the locations you hunted ducks during 2014 compared to prior years in which you hunted in Iowa? (Check only one)

- 80% No Impact
- 10% I hunted more locations for ducks during the season
- 10% I hunted fewer locations for ducks during the season

22. How far from your residence did you travel (**one-way**) to the area you hunted **MOST often** for waterfowl (ducks and geese) during 2014 in Iowa (Check only one)?

- 15% Less than 5 miles
- 47% 5-25 miles
- 20% 26-50 miles
- 8% 51-100 miles
- 5% 101-200 miles
- 4% More than 200 miles

23. What is the **LONGEST** distance from your residence that you traveled (**one-way**) to hunt for waterfowl (ducks and geese) during 2014 in Iowa (Check only one)?

- 8% Less than 5 miles
- 34% 5-25 miles
- 23% 26-50 miles
- 17% 51-100 miles
- 12% 101-200 miles
- 7% More than 200 miles

24. Please select the options that best describe how you hunted **ducks** in Iowa during 2014.

(Check all that apply.)

56% I hunted water bodies by walking in

13% I hunted water bodies with a canoe or small duck boat (e.g. pumpkinseed, layout, MOmarsh[®], etc)

33% I hunted water bodies with a mid-sized or larger blind boat

31% I hunted agricultural fields

6% Other: _____

25. Please indicate how satisfied or dissatisfied you were with each of the items below during the 2014 Iowa waterfowl hunting seasons: (Check one per row)

	Very Satisfied	Somewhat satisfied	Neutral	Somewhat dissatisfied	Very dissatisfied
The number of ducks you saw during Iowa's <u>special September teal</u> season.	12%	23%	39%	13%	13%
The number of ducks you saw during the Iowa's <u>regular</u> duck season.	8%	30%	26%	27%	9%
The number of geese you saw during Iowa's <u>goose</u> hunting season.	23%	33%	30%	11%	3%
The timing of Iowa's <u>regular</u> duck season during 2014.	5%	27%	36%	25%	8%
The length of Iowa's <u>special September teal</u> season.	11%	20%	46%	8%	14%
The crowding you experienced from other hunters while hunting ducks in Iowa during 2014.	8%	18%	43%	21%	10%
The boundaries of Iowa's waterfowl hunting zones in 2014.	8%	18%	60%	9%	5%
The total number of <u>ducks</u> you harvested in Iowa during 2014.	7%	31%	25%	24%	13%
The total number of <u>geese</u> you harvested in Iowa during 2014.	10%	25%	34%	19%	13%
Your overall <u>Iowa duck</u> hunting experience during 2014.	13%	35%	26%	17%	8%
Your overall <u>Iowa goose</u> hunting experience during 2014.	13%	30%	34%	17%	6%

26. Below is a list of possible activities and experiences that might have affected how satisfied you were with the 2014 Iowa Waterfowl Hunting Season. For each one:

- First tell us, how **IMPORTANT** each item is in determining your overall satisfaction with waterfowl hunting.
- Next, please tell us the degree to which each activity or experience happened or was true for you in general during the 2014 Waterfowl season.

	How important to you?						Did it happen in 2014?				
	Not at all	Slightly	Some what	Very	Extremely		Not at all	Slightly	Some what	Largely	Very much
A large daily duck bag limit	22%	25%	36%	13%	4%		38%	23%	31%	5%	3%
Access to a lot of different hunting areas	10%	9%	26%	31%	24%		23%	22%	37%	14%	4%
Bagging ducks and geese	6%	11%	34%	35%	15%		14%	24%	45%	14%	4%
Being on my own	32%	16%	29%	16%	7%		29%	18%	31%	16%	6%
Hunting with friends	2%	5%	15%	42%	35%		4%	6%	22%	37%	31%
Developing my skills and abilities	6%	5%	25%	38%	27%		7%	10%	42%	26%	17%
Hunting with family	6%	7%	15%	29%	43%		16%	8%	20%	25%	30%
Enjoying nature and the outdoors	1%	2%	5%	26%	67%		1%	2%	10%	30%	56%
Get away from crowds of people	2%	3%	11%	32%	52%		5%	9%	26%	31%	28%
Getting food for my family	23%	18%	27%	18%	13%		15%	24%	35%	15%	10%
Getting habitat conditions and waterfowl population information from Iowa DNR	9%	9%	30%	26%	25%		14%	18%	39%	18%	10%
Getting your limit	22%	23%	36%	11%	7%		28%	24%	36%	8%	4%
Good behavior among other waterfowl hunters	3%	3%	9%	34%	52%		6%	14%	31%	33%	16%
Having a long duck season	5%	7%	30%	30%	27%		13%	22%	45%	13%	7%
Hunting areas open to the public	7%	4%	20%	30%	40%		13%	14%	34%	25%	14%
Hunting with a dog	18%	9%	20%	20%	33%		29%	7%	21%	15%	27%
Reducing tension and stress	4%	5%	18%	32%	41%		4%	8%	28%	33%	27%
Seeing a lot of ducks and geese	2%	4%	18%	41%	35%		7%	21%	42%	22%	8%
Sharing my hunting skills and knowledge	6%	8%	29%	34%	24%		7%	16%	40%	23%	13%
Thinking about personal values	5%	8%	25%	34%	29%		5%	9%	39%	28%	19%
Using my hunting equipment (decays, boats, etc.)	6%	7%	26%	34%	29%		6%	8%	30%	32%	23%

COMMENTS: